



US00D838699S

(12) **United States Design Patent**  
**Chang et al.**

(10) **Patent No.:** **US D838,699 S**  
(45) **Date of Patent:** **\*\* Jan. 22, 2019**

- (54) **ANTENNA**
- (71) Applicant: **Airgain, Incorporated**, San Diego, CA (US)
- (72) Inventors: **Wei Chang**, Zhang Jia Gang (CN); **Bei Zheng**, Zhang Jia Gang (CN); **Jindan Zhao**, Zhang Jia Gang (CN)
- (73) Assignee: **Airgain Incorporated**, San Diego, CA (US)
- (\*\*) Term: **15 Years**
- (21) Appl. No.: **29/614,566**
- (22) Filed: **Aug. 21, 2017**

- D588,116 S \* 3/2009 Martinez ..... D14/230
- D609,224 S \* 2/2010 Yang ..... D14/230
- D611,039 S \* 3/2010 Deguchi ..... D14/230
- D612,838 S \* 3/2010 Piltonen ..... D14/230
- D698,764 S \* 2/2014 Zeng ..... D14/230
- D716,775 S \* 11/2014 Bidermann ..... D14/230
- D719,937 S \* 12/2014 Forster ..... D14/230
- D720,729 S \* 1/2015 Escaro ..... D14/230
- D786,838 S \* 5/2017 Chang ..... D14/230
- D792,382 S \* 7/2017 Gosalia ..... D14/230
- D795,227 S \* 8/2017 Chang ..... D14/230
- D795,845 S \* 8/2017 Chang ..... D14/230
- D798,277 S \* 9/2017 Chang ..... D14/230
- D798,278 S \* 9/2017 Zhao ..... D14/230
- D801,954 S \* 11/2017 He ..... D14/230
- D821,366 S \* 6/2018 Forster ..... D14/230
- D822,649 S \* 7/2018 He ..... D14/230
- 2004/0104850 A1 \* 6/2004 Otaka ..... H01Q 1/36  
343/700 MS

**Related U.S. Application Data**

- (62) Division of application No. 29/529,576, filed on Jun. 9, 2015, now Pat. No. Des. 795,227.
- (51) **LOC (11) Cl.** ..... **14-03**
- (52) **U.S. Cl.**  
USPC ..... **D14/230**
- (58) **Field of Classification Search**  
USPC ..... D14/230, 231, 232, 233, 234, 235, 236, D14/237, 238, 138, 299, 358  
CPC ..... H01Q 1/36; H01Q 1/243; H01Q 1/38; H01Q 1/242; H01Q 1/3275; H01Q 13/10; H01Q 3/24; H01Q 9/42; H01Q 5/371; G06K 19/07749; H01L 33/48; H01L 33/486; H01L 23/02; H01K 3/00  
See application file for complete search history.

**References Cited**

**U.S. PATENT DOCUMENTS**

- 6,081,242 A \* 6/2000 Wingo ..... H01Q 1/242  
333/32
- 7,193,565 B2 \* 3/2007 Caimi ..... H01Q 1/243  
343/700 MS

(Continued)

*Primary Examiner* — Susan E Krakower  
*Assistant Examiner* — Jerry Shiuian-Hua Hsu  
(74) *Attorney, Agent, or Firm* — Clause Eight IPS;  
Michael Catania

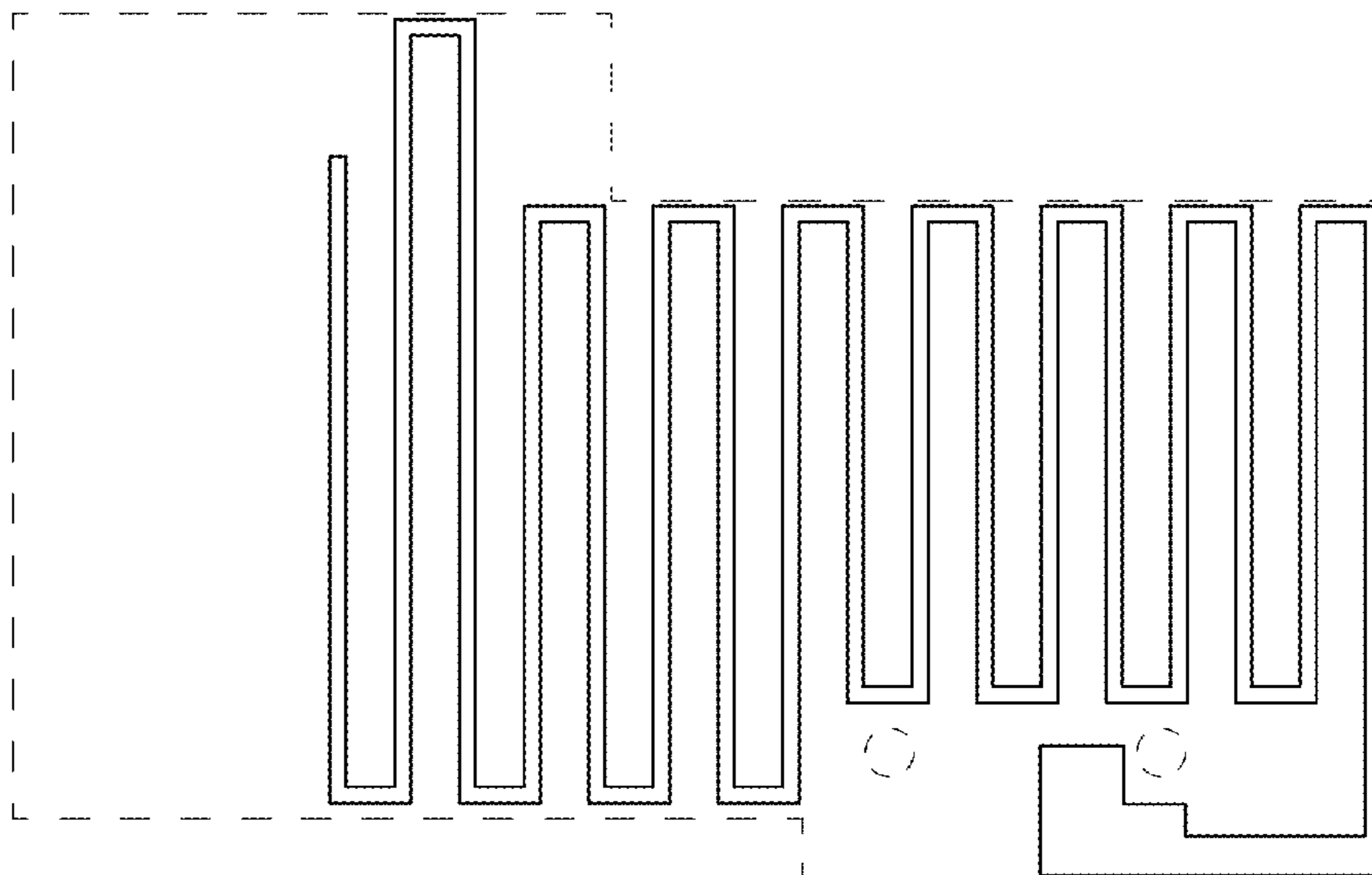
(57) **CLAIM**

The ornamental design for an antenna, as shown and described.

**DESCRIPTION**

FIG. 1 is a front elevation view of an antenna; FIG. 2 is a side elevation view thereof; FIG. 3 is a top plan view thereof; FIG. 4 is top perspective view thereof; FIG. 5 is a front elevation view thereof; and, FIG. 6 is a top plan view thereof. The broken lines showing a base in FIGS. 1-4 illustrates environmental structure and forms no part of the claimed design.

**1 Claim, 4 Drawing Sheets**



(56)

**References Cited**

U.S. PATENT DOCUMENTS

2005/0280588 A1\* 12/2005 Fujikawa ..... H01Q 1/242  
343/702  
2008/0007463 A1\* 1/2008 Chen ..... H01Q 1/38  
343/702  
2008/0198089 A1\* 8/2008 Hsiao ..... H01Q 1/38  
343/850  
2012/0118975 A1\* 5/2012 Forster ..... G06K 19/07749  
235/492  
2012/0268332 A1\* 10/2012 Guan ..... H01Q 1/243  
343/713  
2014/0340264 A1\* 11/2014 Zeng ..... H01Q 1/36  
343/700 MS

\* cited by examiner

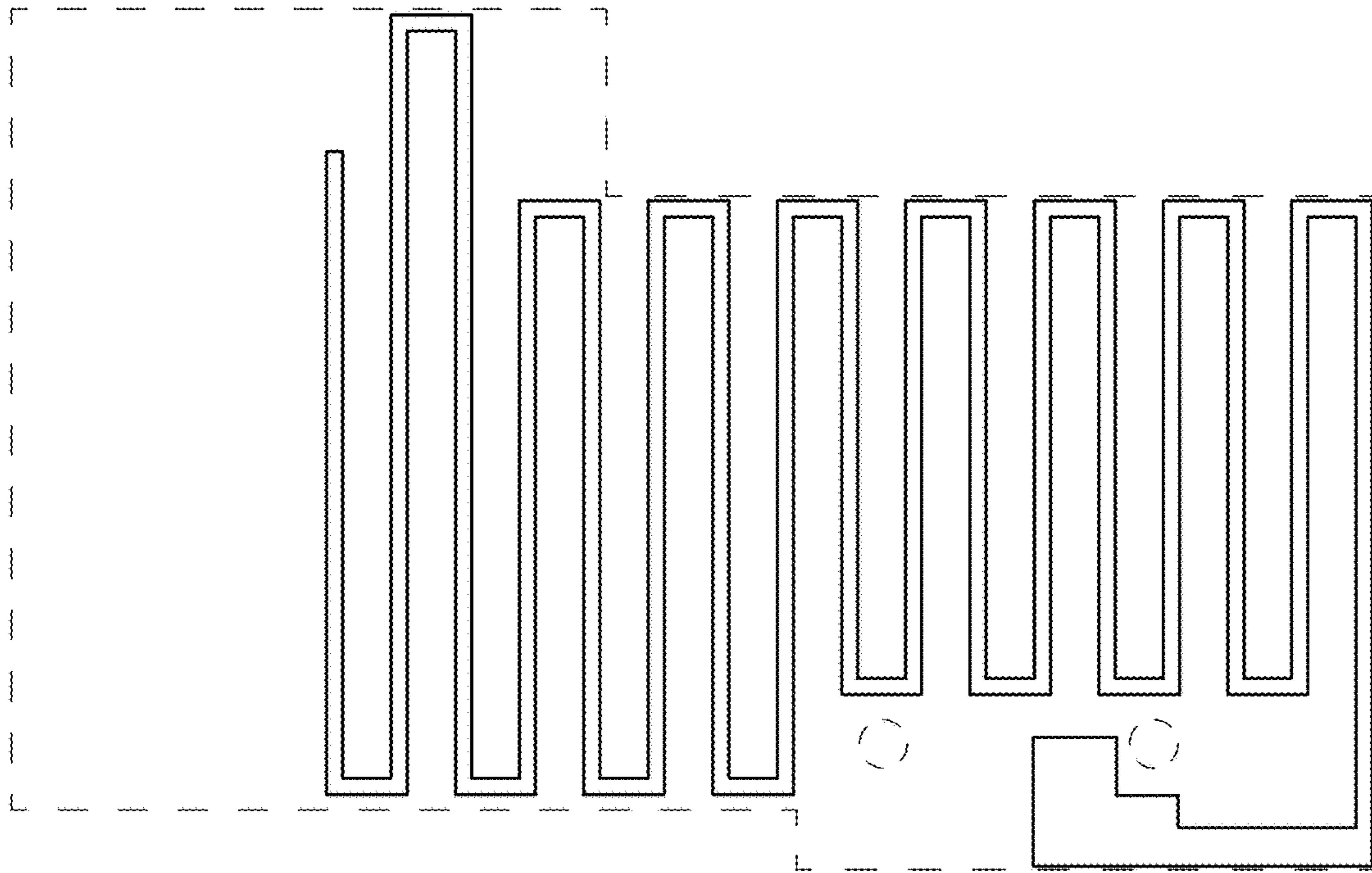


FIG. 1



FIG. 2




FIG. 3

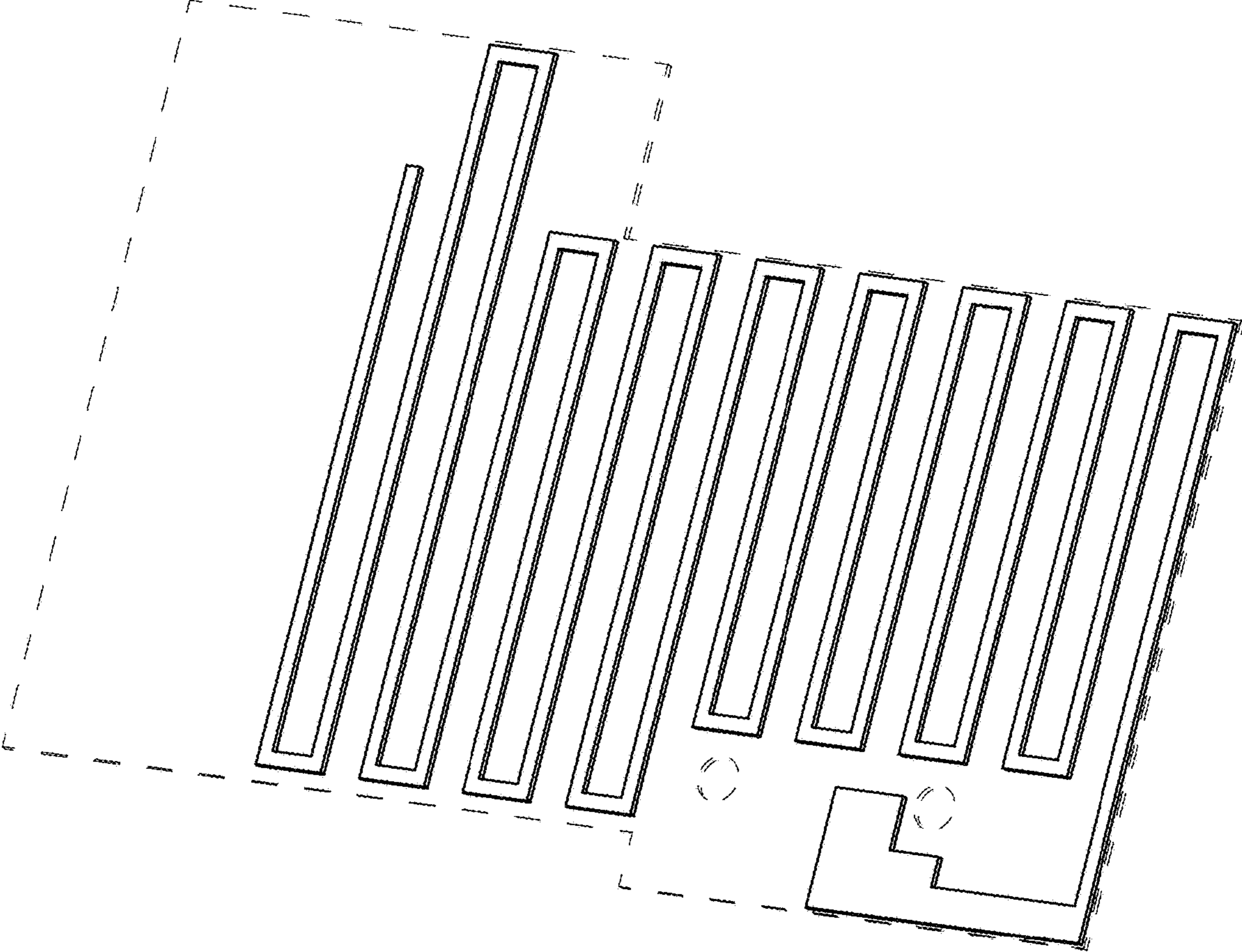


FIG. 4

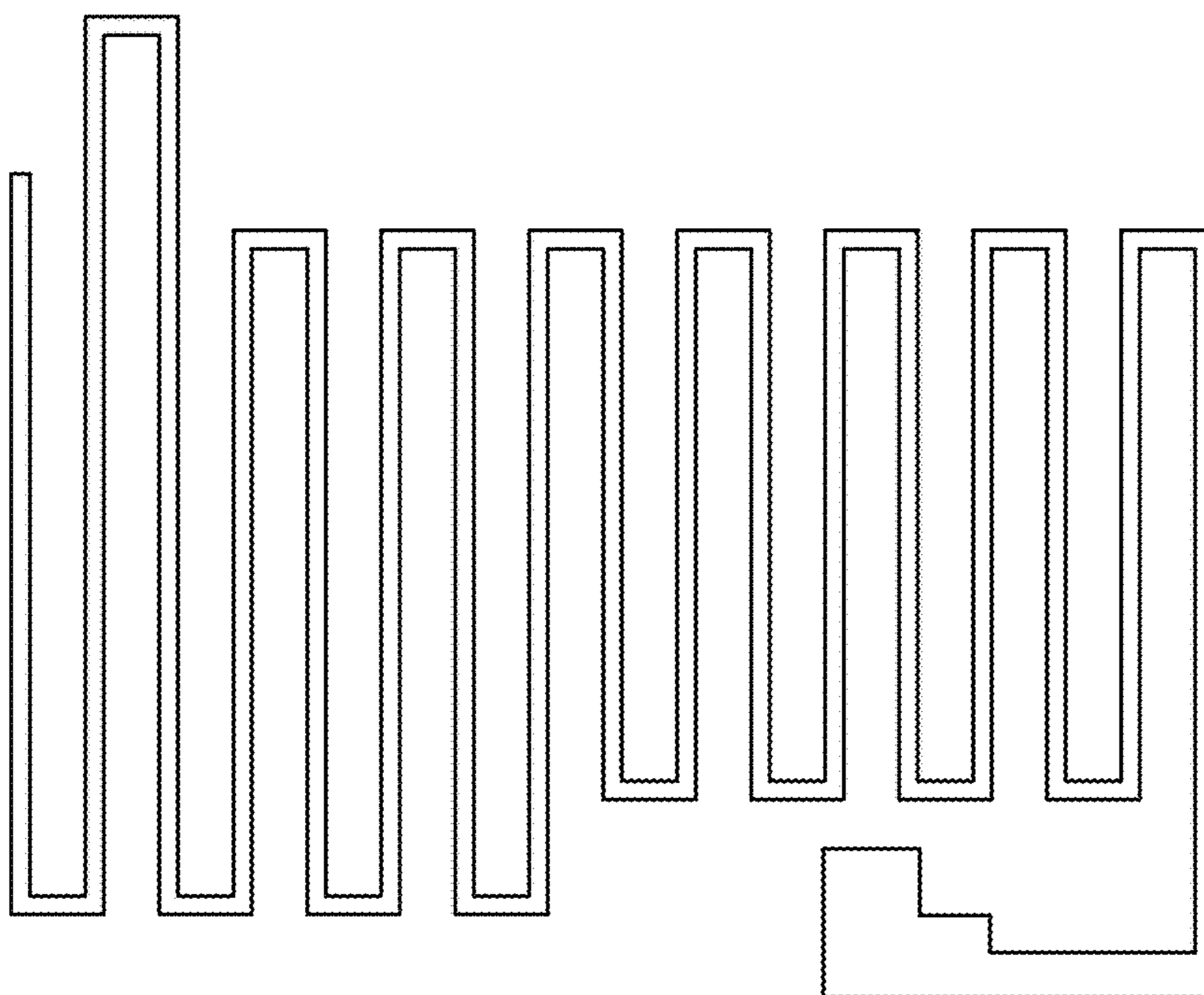


FIG. 5



FIG. 6