



US00D838664S

(12) **United States Design Patent**
Pribula et al.

(10) **Patent No.:** **US D838,664 S**

(45) **Date of Patent:** **** Jan. 22, 2019**

- (54) **TIRE**
- (71) Applicant: **The Goodyear Tire & Rubber Company, Akron, OH (US)**
- (72) Inventors: **David Michael Pribula, Alliance, OH (US); Dale Edward Umstot, Atwater, OH (US); Karl Eric Sundkvist, Akron, OH (US)**
- (73) Assignee: **The Goodyear Tire & Rubber Company, Akron, OH (US)**
- (**) Term: **15 Years**
- (21) Appl. No.: **29/624,737**
- (22) Filed: **Nov. 3, 2017**
- (51) **LOC (11) Cl.** **12-15**
- (52) **U.S. Cl.**
USPC **D12/595**
- (58) **Field of Classification Search**
USPC D12/568-605
CPC Y10T 152/10027; B60C 1/0016; B60C 11/0306; B60C 11/0302; B60C 3/06; B60C 9/17
See application file for complete search history.

- D599,282 S 9/2009 Nicolas D12/588
- D600,635 S 9/2009 Finnell et al. D12/601
- D604,228 S 11/2009 Le et al. D12/582
- D604,229 S 11/2009 Le et al. D12/582
- D627,707 S 11/2010 Le et al. D12/566
- D642,975 S * 8/2011 Givens D12/586

(Continued)

Primary Examiner — Lakiya G Rogers
Assistant Examiner — John A Voytek
(74) *Attorney, Agent, or Firm* — Robert N. Lipsik

(57) **CLAIM**

The ornamental design for a tire, as shown and described.

DESCRIPTION

FIG. 1 is a perspective view of a tire showing our new design, it being understood that the pattern repeats uniformly throughout the circumference of the tread;
 FIG. 2 is a front elevational view thereof;
 FIG. 3 is a right side elevational view thereof; the left side elevational view being identical thereto;
 FIG. 4 is an enlarged fragmentary front elevational view thereof;
 FIG. 5 is a perspective view of a second embodiment of a tire showing our new design, it being understood that the interior of the tire forms no part of the claim, that the pattern repeats uniformly throughout the circumference of the tread and that the opposite side view is identical thereto; and,
 FIG. 6 is a front elevational view of a second embodiment, it being understood that an enlarged fragmentary view thereof would be substantially identical to that shown in FIG. 4, with the exception of the inclusion of the sidewall in the claim.

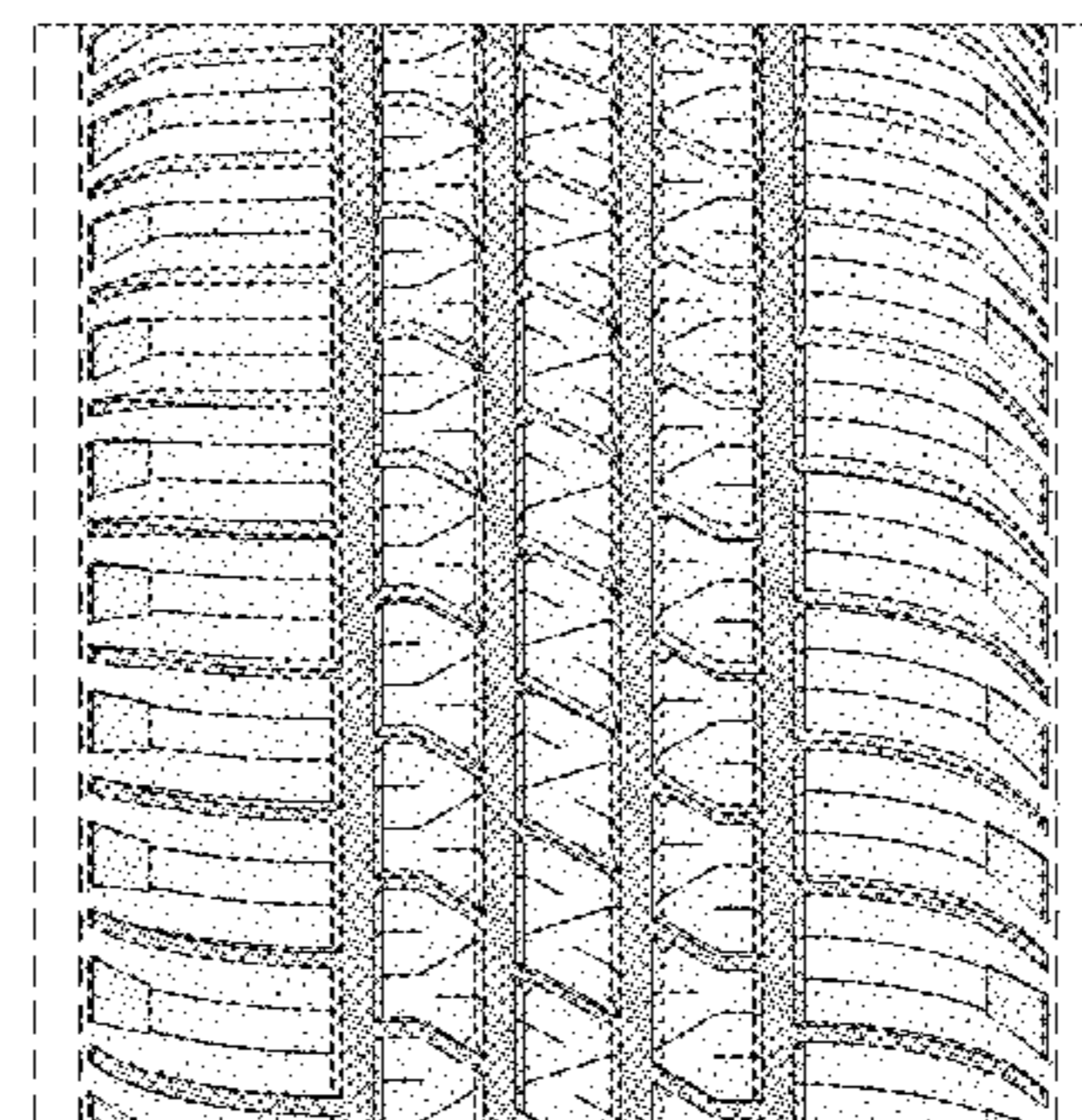
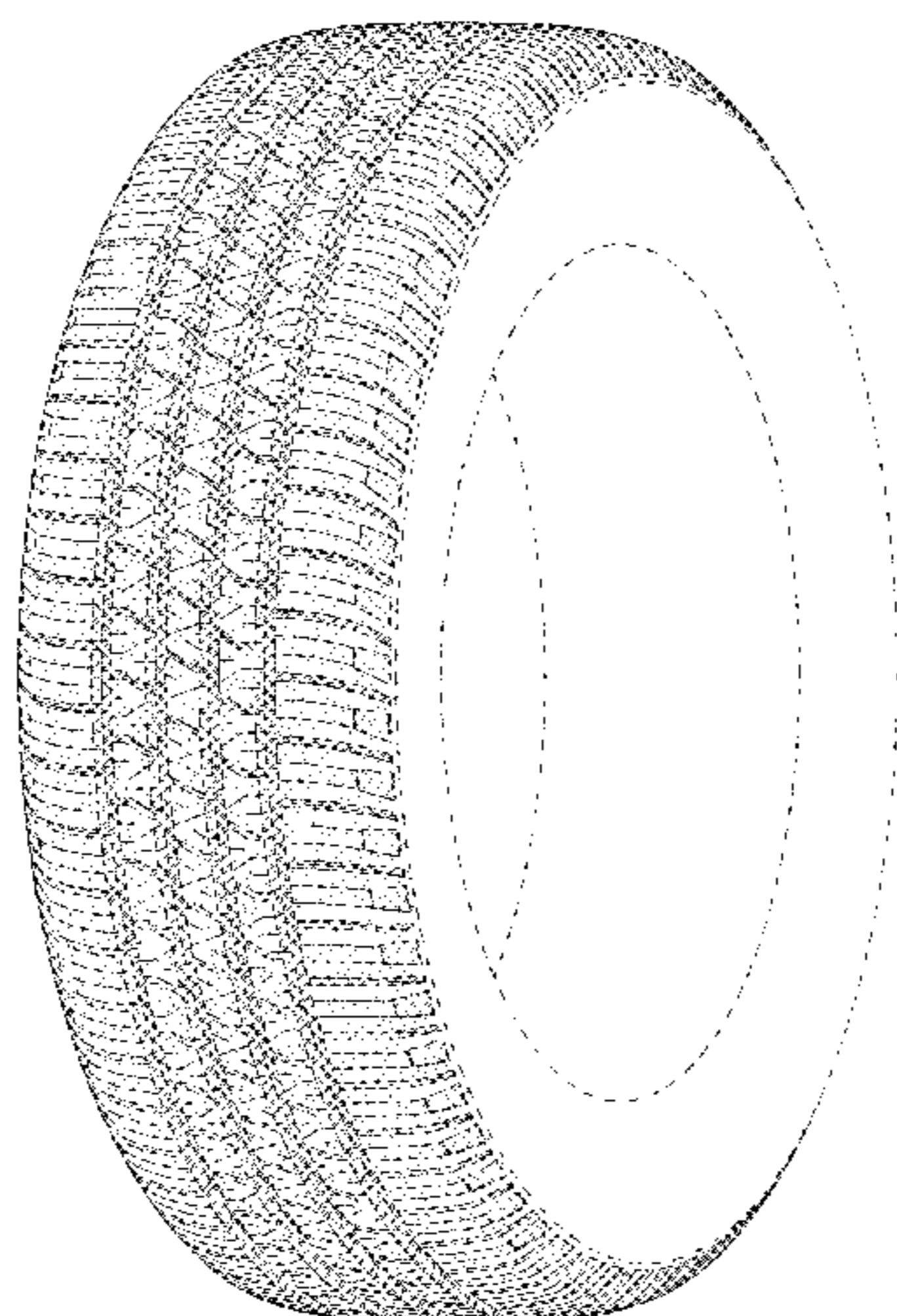
In the drawings, the broken lines immediately adjacent to the outer edges of the tire shoulder represent boundaries of the claim, and the broken lines depict environmental subject matter only and form no part of the claimed design.

1 Claim, 6 Drawing Sheets

(56) **References Cited**

U.S. PATENT DOCUMENTS

- D382,521 S 8/1997 Consolacion et al. D12/147
- D383,712 S 9/1997 Scheuren et al. D12/143
- D403,627 S * 1/1999 Graas D12/594
- D415,982 S 11/1999 Consolacion et al. D12/147
- D421,415 S * 3/2000 Weber D12/595
- D451,864 S 12/2001 Seifert et al. D12/147
- D469,396 S 1/2003 Hutson et al. D12/520
- D500,732 S 1/2005 Lo D12/588
- D527,339 S 8/2006 Lassan et al. D12/600
- D528,069 S * 9/2006 Maxwell D12/601
- D556,125 S 11/2007 Blackiston et al. D12/598



(56)

References Cited

U.S. PATENT DOCUMENTS

D644,599	S	9/2011	Nicolas et al.	D12/601
D645,811	S	* 9/2011	Gaylo	D12/601
D647,467	S	* 10/2011	Bonhomme	D12/588
D648,264	S	11/2011	Le et al.	D12/588
D649,109	S	* 11/2011	Harris	D12/601
D662,463	S	* 6/2012	Youn	D12/601
D670,237	S	11/2012	Maxwell et al.	D12/601
D674,743	S	* 1/2013	Uphouse	D12/600
D715,217	S	* 10/2014	Dixon	D12/600
D728,463	S	* 5/2015	Lindner	D12/588
D730,817	S	* 6/2015	Parr	D12/601
D733,642	S	7/2015	Oberlin et al.	D12/601
D733,643	S	7/2015	Oberlin et al.	D12/601
D734,246	S	* 7/2015	Parr	D12/601
D737,757	S	9/2015	Oberlin et al.	D12/601
D780,678	S	* 3/2017	Maxwell	D12/595
D782,969	S	4/2017	Davis et al.	D12/597
D786,785	S	5/2017	Mathonet et al.	D12/595
D792,839	S	* 7/2017	Maxwell	D12/595
D813,149	S	* 3/2018	Dixon	D12/588
D819,555	S	* 6/2018	Schimmoller, Jr.	D12/600
D822,588	S	* 7/2018	Skurich	D12/600
D823,236	S	* 7/2018	Fisher	D12/600

* cited by examiner

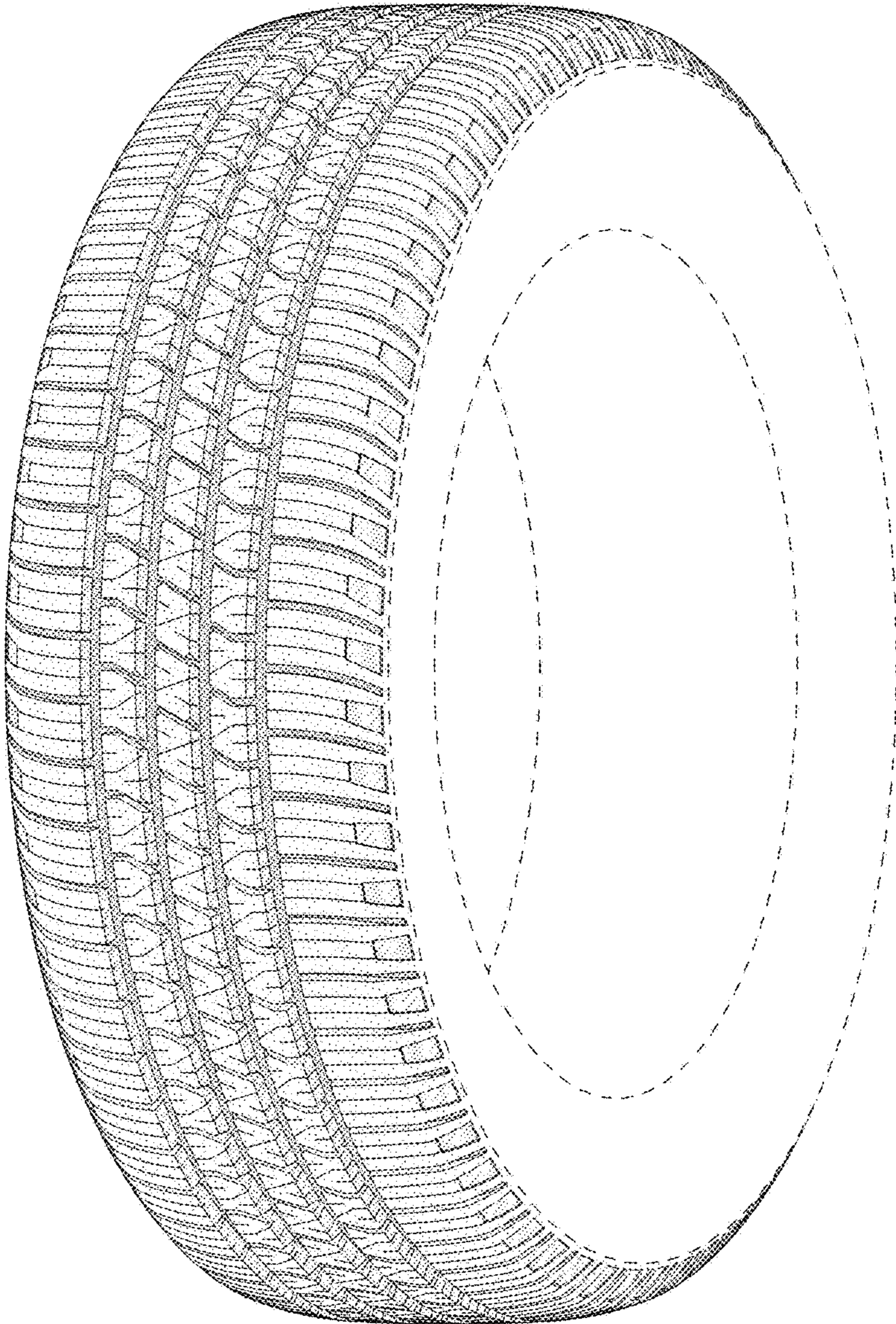


FIG - 1

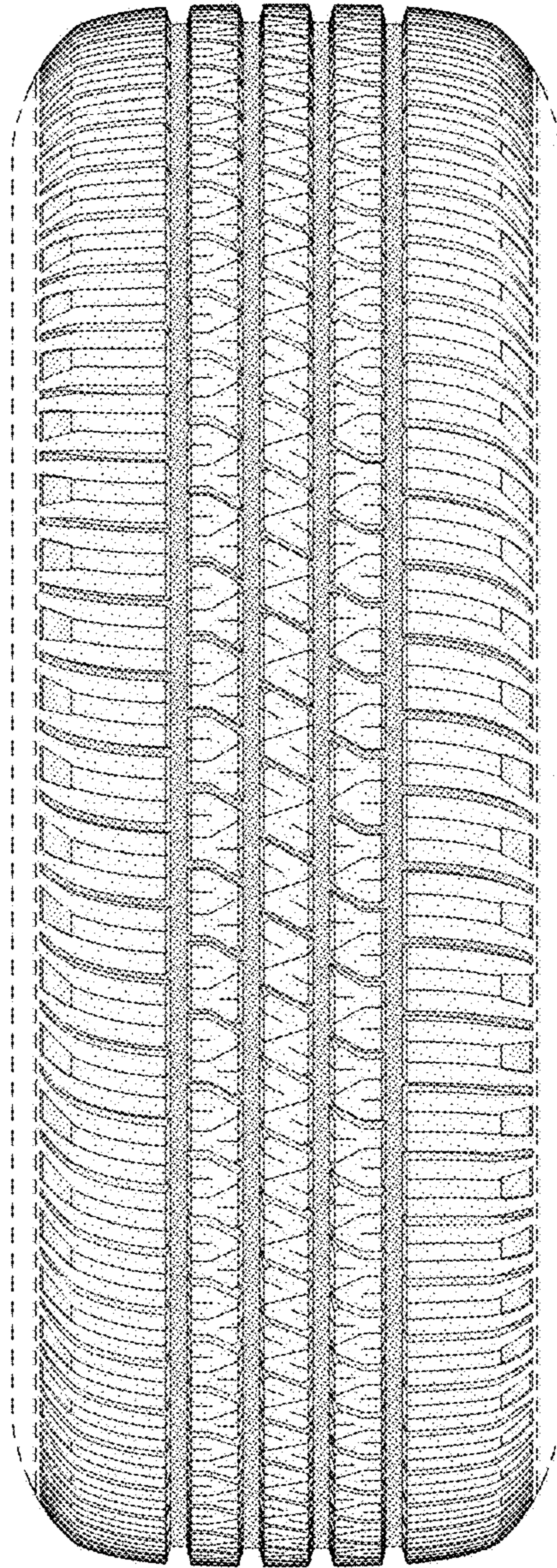


FIG - 2




FIG - 3

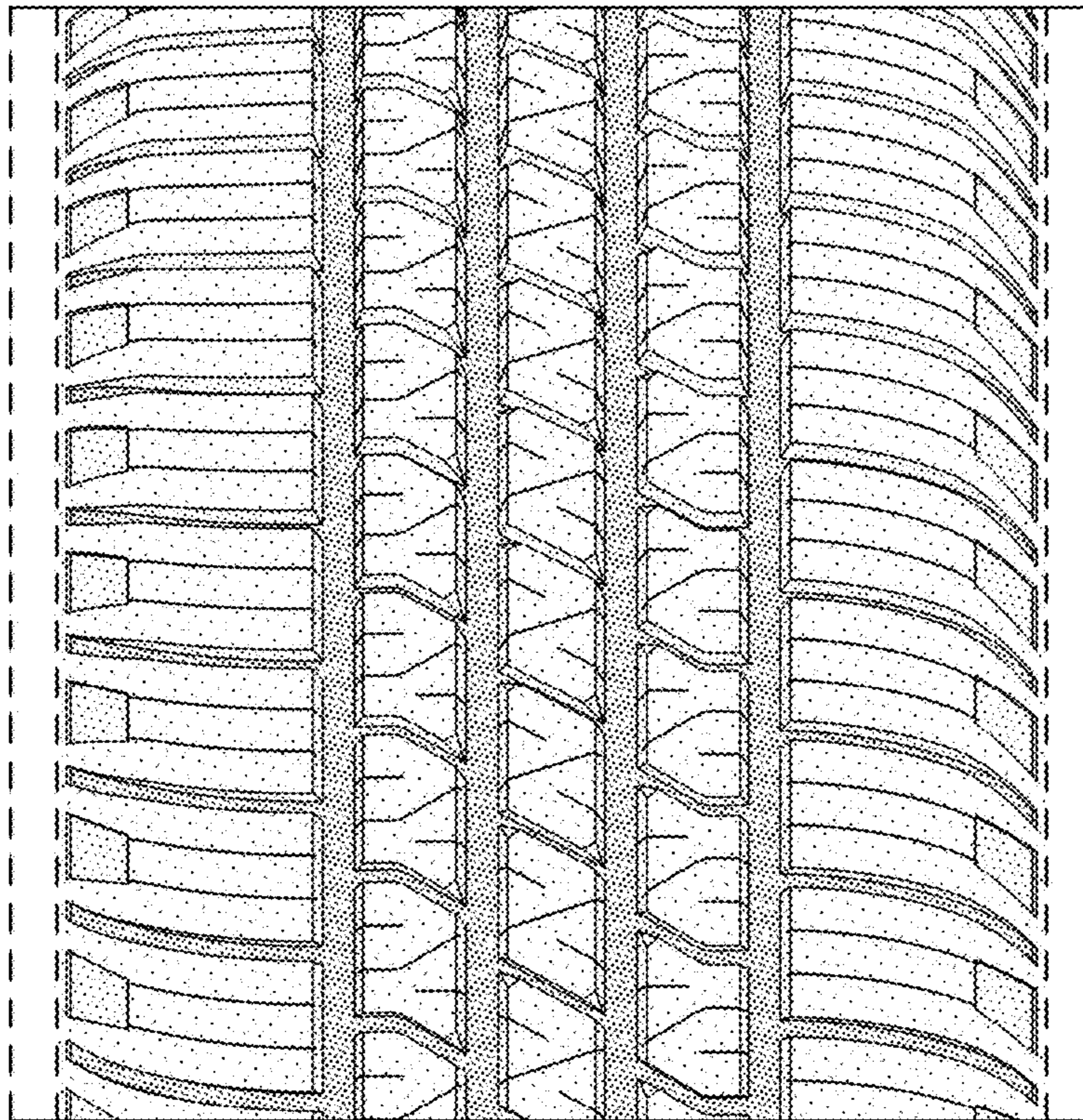


FIG - 4

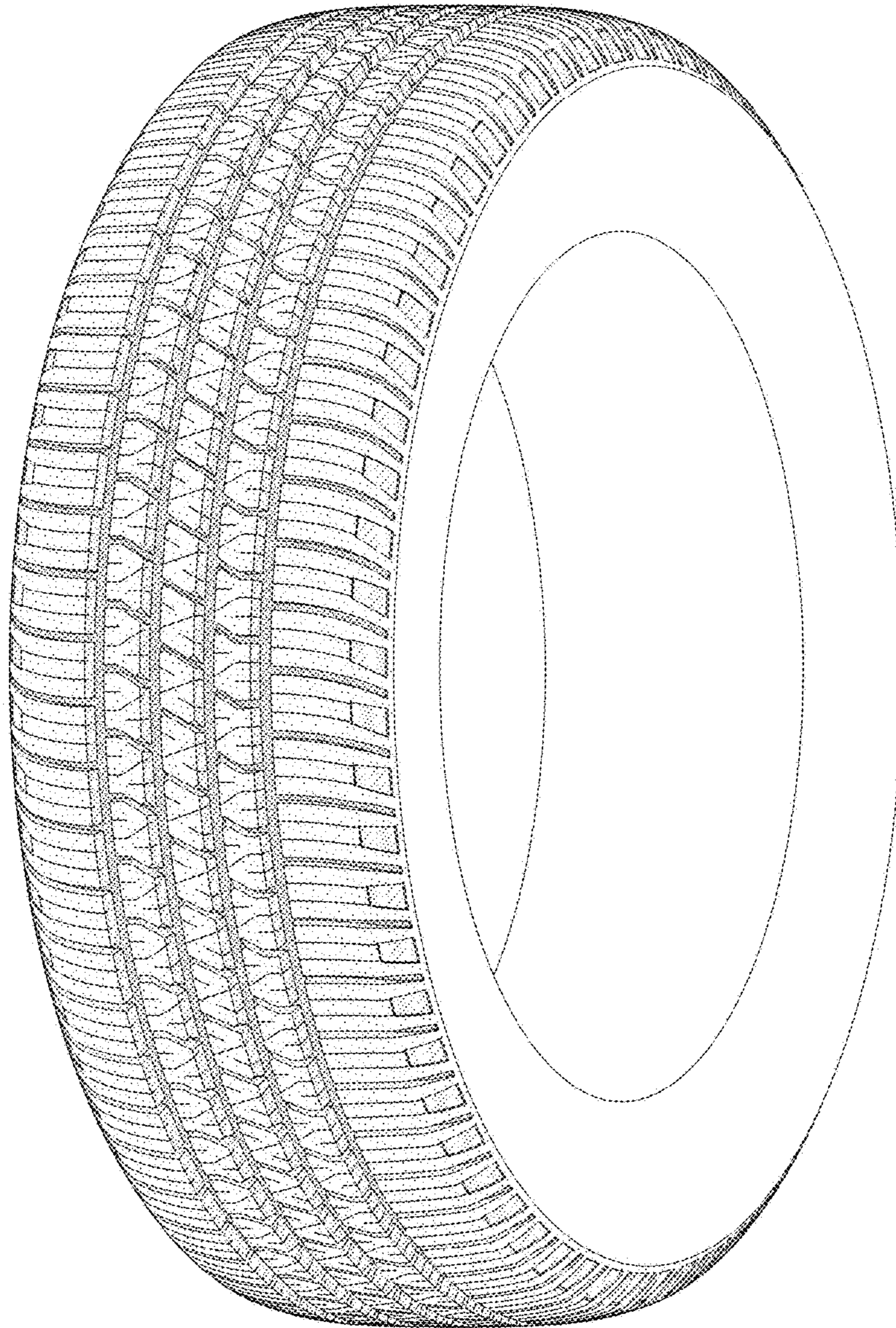


FIG - 5

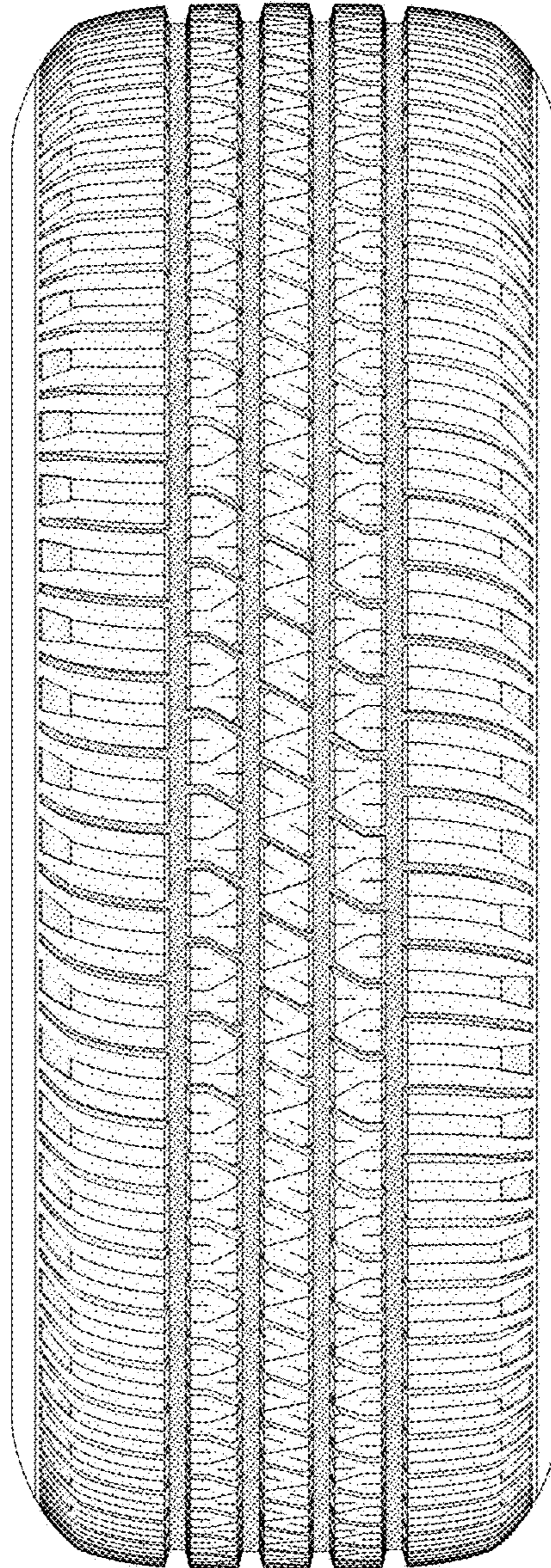


FIG - 6