



US00D838658S

(12) **United States Design Patent**
Tikka et al.

(10) **Patent No.:** **US D838,658 S**

(45) **Date of Patent:** **** Jan. 22, 2019**

(54) **TIRE**

(71) Applicants: **Jorma Tikka**, Tampere (FI); **Niko Nummi**, Tampere (FI); **Tomi Korkama**, Tampere (FI)

(72) Inventors: **Jorma Tikka**, Tampere (FI); **Niko Nummi**, Tampere (FI); **Tomi Korkama**, Tampere (FI)

(73) Assignee: **NOKIAN TYRES PLC**, Nokia (FI)

(**) Term: **15 Years**

(21) Appl. No.: **29/567,030**

(22) Filed: **Jun. 3, 2016**

(30) **Foreign Application Priority Data**

Dec. 17, 2015 (EM) 002912907

(51) **LOC (11) Cl.** **12-15**

(52) **U.S. Cl.**
USPC **D12/559**

(58) **Field of Classification Search**
USPC D12/544, 551, 552, 553, 555, 563, 564,
D12/565, 559

CPC B60C 11/0302; B60C 2011/0313
See application file for complete search history.

(56) **References Cited**

U.S. PATENT DOCUMENTS

D333,455 S * 2/1993 Himuro D12/565
D606,927 S * 12/2009 Kang D12/551
D641,306 S * 7/2011 Graas D12/551

D722,011 S * 2/2015 Raatikainen D12/563
D722,554 S * 2/2015 Knispel D12/564
D722,555 S * 2/2015 Knispel D12/564
D749,494 S * 2/2016 Takei D12/545
D754,058 S * 4/2016 Caron D12/534
D759,578 S * 6/2016 Abe D12/563
D786,181 S * 5/2017 Caron D12/564
D811,990 S * 3/2018 Raatikainen D12/564

* cited by examiner

Primary Examiner — Robert M. Spear

(74) *Attorney, Agent, or Firm* — Klauber & Jackson LLC

(57) **CLAIM**

The ornamental design for a tire, as shown and described.

DESCRIPTION

FIG. 1 is a front, left side perspective view of a tire showing our new design;

FIG. 2 is a front elevation view thereof;

FIG. 3 is a left side view thereof;

FIG. 4 is a partial enlarged front view taken from FIG. 2;

FIG. 5 is an enlarged fragmentary front view showing a central circumferential tread band;

FIG. 6 is an enlarged fragmentary front view showing a right lateral edge cleat;

FIG. 7 is an enlarged fragmentary left side view showing the portion of an individual cleat located on the left lateral edge of the tread that is visible on the left side wall of FIG. 3; and,

FIG. 8 is an enlarged fragmentary front view taken from FIG. 2 showing an indicator disposed on a cleat located on the upper right side of FIG. 2 and occurring only once on the tread; a mirror image of the indicator is disposed on a cleat located on the lower left side of FIG. 2 and occurring only once on the tread.

1 Claim, 6 Drawing Sheets




FIG. 1



FIG. 2




FIG. 3



FIG. 4




FIG. 5




FIG. 6




FIG. 7




FIG. 8

