



US00D838647S

(12) **United States Design Patent**
Han

(10) **Patent No.:** **US D838,647 S**

(45) **Date of Patent:** **** Jan. 22, 2019**

(54) **AUTOMOTIVE WHEEL**

(71) Applicant: **Donnie Han**, Corona, CA (US)

(72) Inventor: **Donnie Han**, Corona, CA (US)

(**) Term: **15 Years**

(21) Appl. No.: **29/619,979**

(22) Filed: **Oct. 3, 2017**

(51) **LOC (11) Cl.** **12-16**

(52) **U.S. Cl.**
USPC **D12/209**

(58) **Field of Classification Search**
USPC D12/204-213; D21/533, 561, 563
CPC B60B 7/00; B60B 7/02; B60B 7/04; B60B
7/06; B60B 3/02; B60B 3/04; B60B 3/06;
B60B 3/10; B60B 1/00; B60B 1/08;
B60B 1/10; B60B 1/12
See application file for complete search history.

(56) **References Cited**

U.S. PATENT DOCUMENTS

D763,164 S * 8/2016 Chung D12/211
D777,077 S * 1/2017 Bjerke D12/211

D785,537 S * 5/2017 Valencia Pollex D12/211
D789,270 S * 6/2017 Hodges D12/209
D799,399 S * 10/2017 Chung D12/211
D802,512 S * 11/2017 Kong D12/211
D823,218 S * 7/2018 Chung D12/209

OTHER PUBLICATIONS

Image of figure from Korean Patent 2017066909 retrieved from East workspace Aug. 2018. (Year: 2017).*

* cited by examiner

Primary Examiner — Sheryl Lane
Assistant Examiner — Calvin E Vansant

(57) **CLAIM**

The ornamental design for an automotive wheel, as shown and described.

DESCRIPTION

FIG. 1 is a perspective view of an automotive wheel, showing my new design;
FIG. 2 is a front view thereof;
FIG. 3 is a perspective view of FIG. 1 with the center cap removed for illustrative clarity; and,
FIG. 4 is a front view of FIG. 3.

1 Claim, 4 Drawing Sheets







FIGURE 1



FIGURE 2




FIGURE 3



FIGURE 4