



US00D838640S

(12) **United States Design Patent** (10) **Patent No.:** **US D838,640 S**  
**Metros et al.** (45) **Date of Patent:** **\*\* Jan. 22, 2019**

- (54) **VEHICLE HOOD**
- (71) Applicant: **Ford Global Technologies, LLC**,  
Dearborn, MI (US)
- (72) Inventors: **Craig S. Metros**, Bloomfield, MI (US);  
**George Bucher**, Dearborn, MI (US);  
**Christopher G. Walter**, Walled Lake,  
MI (US); **Andrew Bazinski**,  
Amherstburg (CA)
- (73) Assignee: **Ford Global Technologies, LLC**,  
Dearborn, MI (US)
- (\*\*) Term: **15 Years**
- (21) Appl. No.: **29/621,063**
- (22) Filed: **Oct. 4, 2017**
- (51) **LOC (11) Cl.** ..... **12-08**
- (52) **U.S. Cl.**  
USPC ..... **D12/173**
- (58) **Field of Classification Search**  
USPC .... D12/86, 91, 93, 163, 164, 165, 166, 167,  
D12/169, 171, 172, 173, 190, 216  
CPC ..... B60R 9/06; B60R 19/02; B60R 19/04;  
B60R 19/18; B60R 19/44; B60R 19/48;  
B62D 35/02; B62D 39/00; B62D 65/16;  
B62D 21/12; B29C 45/16  
See application file for complete search history.

- D743,857 S \* 11/2015 McMahan ..... D12/173
- D746,740 S \* 1/2016 Wolff ..... D12/173
- D748,545 S \* 2/2016 Behmer ..... D12/173
- D765,568 S \* 9/2016 Frascella ..... D12/173
- D775,019 S \* 12/2016 Wheel ..... D12/173
- D777,621 S \* 1/2017 Kim ..... D12/173
- D777,622 S \* 1/2017 Kozub ..... D12/173
- D787,992 S \* 5/2017 Lee ..... D12/173
- D787,993 S \* 5/2017 McCabe ..... D12/173
- D789,260 S \* 6/2017 Smith ..... D12/173
- D804,372 S \* 12/2017 Kozub ..... D12/173
- 2004/0256024 A1\* 12/2004 Schlachter ..... B60K 15/04  
141/86
- 2005/0280287 A1\* 12/2005 Koura ..... B60R 21/34  
296/193.11
- 2016/0280279 A1\* 9/2016 Yoshida ..... B62D 25/12
- 2018/0056927 A1\* 3/2018 Yamada ..... B60R 21/38

\* cited by examiner

*Primary Examiner* — Susan Bennett Hattan

*Assistant Examiner* — Suzanne E Tisdell

(74) *Attorney, Agent, or Firm* — James Dottavio

(57) **CLAIM**

The ornamental design for a vehicle hood, as shown.

**DESCRIPTION**

FIG. 1 is a top, front and left side perspective view of a vehicle hood, showing our new design;  
 FIG. 2 is a bottom, front, and left side perspective view thereof;  
 FIG. 3 is a top, rear, and left side perspective view thereof;  
 FIG. 4 is a front elevational view thereof;  
 FIG. 5 is a rear elevational view thereof;  
 FIG. 6 is a left side elevational view thereof;  
 FIG. 7 is a right side elevational view thereof;  
 FIG. 8 is a top plan view thereof; and,  
 FIG. 9 is a bottom plan view thereof.

**1 Claim, 9 Drawing Sheets**

(56) **References Cited**

U.S. PATENT DOCUMENTS

- D640,959 S \* 7/2011 Furst ..... D12/173
- D666,540 S \* 9/2012 Karras ..... D12/173
- D718,682 S \* 12/2014 McFarlin ..... D12/173
- D735,626 S \* 8/2015 Blanski ..... D12/173
- D737,743 S \* 9/2015 Duff ..... D12/173
- D743,309 S \* 11/2015 Thole ..... D12/173





Figure 1







Figure 2

Figure 3








Figure 4



*Figure 5*



*Figure 6*




Figure 7






Figure 8




Figure 9