



US00D838634S

(12) **United States Design Patent** (10) **Patent No.:** **US D838,634 S**
Anderson et al. (45) **Date of Patent:** **** Jan. 22, 2019**

(54) **BUMPER COMPONENT**
(71) Applicant: **Volvo Lastvagnar AB**, Göteborg (SE)
(72) Inventors: **Ian Anderson**, Greensboro, NC (US);
Jeff Cotner, Greensboro, NC (US)
(73) Assignee: **VOLVO LASTVAGNAR AB**,
Gothenburg (SE)
(**) Term: **15 Years**
(21) Appl. No.: **29/600,120**
(22) Filed: **Apr. 10, 2017**
(51) **LOC (11) Cl.** **12-16**
(52) **U.S. Cl.**
USPC **D12/169**
(58) **Field of Classification Search**
USPC D12/169, 86, 90, 91, 92, 163, 164, 171,
D12/172, 196, 216
CPC B60R 19/02; B60R 2019/18876; B60R
19/48; B60R 19/52; B60R 19/56
See application file for complete search history.

(56) **References Cited**
U.S. PATENT DOCUMENTS
D416,222 S * 11/1999 Sacco D12/196
D472,861 S * 4/2003 Saleen D12/190
D497,130 S * 10/2004 Perfetti D12/196
D556,655 S * 12/2007 Dixon D12/181
D559,734 S * 1/2008 Sinkwitz D12/90
D564,433 S * 3/2008 Sato D12/196
D579,835 S * 11/2008 Vanaria D12/181
D579,836 S * 11/2008 Vanaria D12/181
D579,837 S * 11/2008 Vanaria D12/181
D579,843 S * 11/2008 Beigel D12/196
D599,249 S * 9/2009 Blasi D12/92
D612,769 S * 3/2010 Cimatti D12/92
D630,971 S * 1/2011 Jung D12/91
D654,840 S * 2/2012 Barnaba D12/190
D681,516 S * 5/2013 Jara D12/169

D688,993 S * 9/2013 Campbell D12/169
D701,805 S * 4/2014 Campbell D12/169
D704,614 S * 5/2014 Larson D12/196
D714,701 S * 10/2014 Mays D12/196
D717,221 S * 11/2014 Borkert D12/181
9,327,780 B1 * 5/2016 Bird B60R 19/023
D764,992 S * 8/2016 Vena D12/181
D767,453 S * 9/2016 Kim D12/169
D791,032 S * 7/2017 Henstridge D12/196
D803,125 S * 11/2017 Platto D12/203
D811,966 S * 3/2018 Platto D12/169
D818,912 S * 5/2018 Anderson B60R 19/48
D12/181
D819,521 S * 6/2018 Platto B62D 35/005
D12/169
D819,522 S * 6/2018 Platto B60R 19/18
D12/169

(Continued)

OTHER PUBLICATIONS

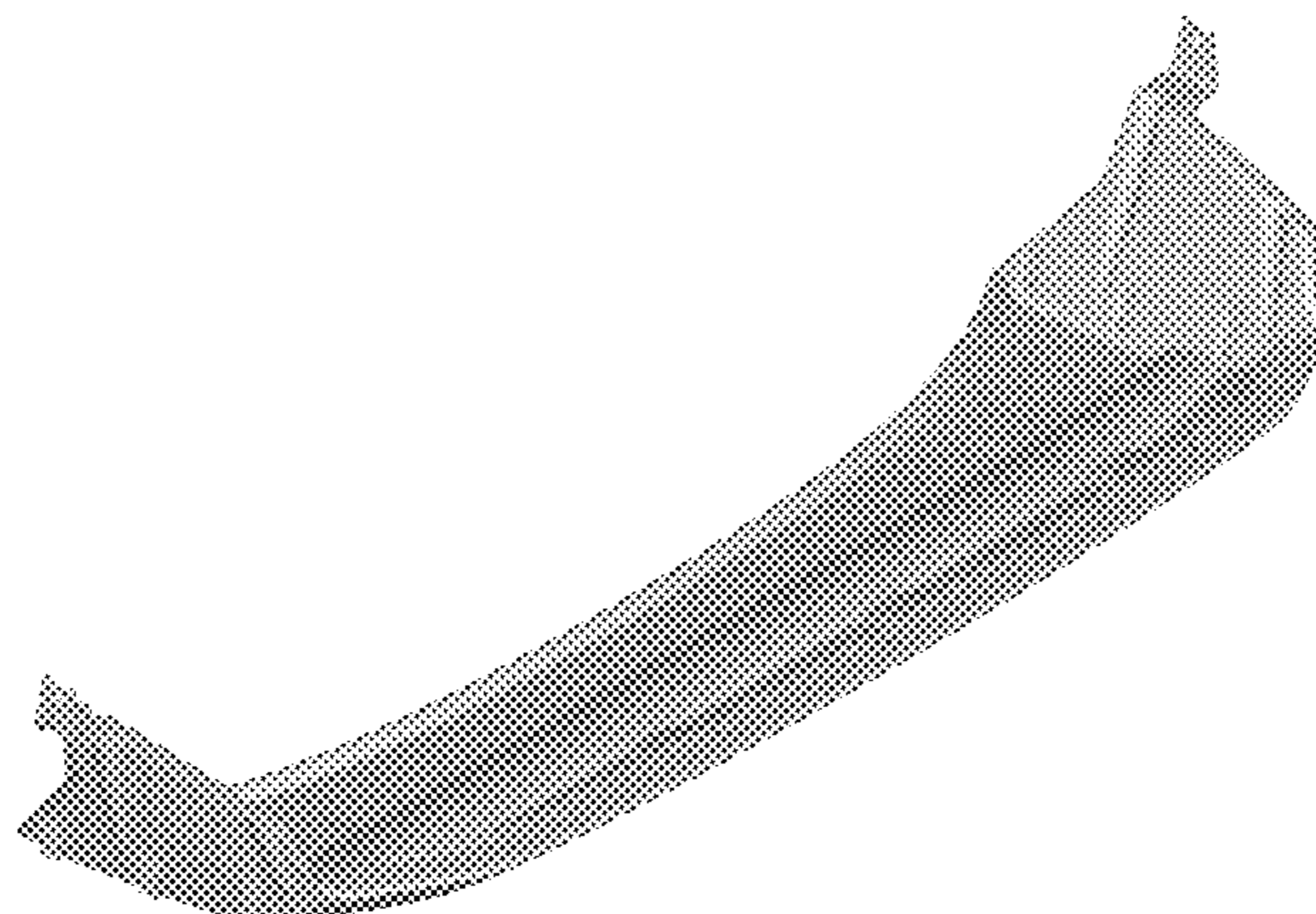
Images of Volvo VNL Truck, released 2002, 2 pages.
Primary Examiner — Robin V Webster
Assistant Examiner — Rachel A Voorhies
(74) *Attorney, Agent, or Firm* — Tucker Ellis LLP

(57) **CLAIM**
The ornamental design for a bumper component, as shown and described.

DESCRIPTION

FIG. 1 is a top left perspective view of a bumper component showing our new design.
FIG. 2 is a front view thereof.
FIG. 3 is a rear view thereof.
FIG. 4 is a left side view thereof.
FIG. 5 is a right side view thereof.
FIG. 6 is a top view thereof; and,
FIG. 7 is a bottom view thereof.

1 Claim, 4 Drawing Sheets



(56)

References Cited

U.S. PATENT DOCUMENTS

D825,408 S * 8/2018 Bucher B60R 19/023
D12/169
2013/0062894 A1* 3/2013 Critchley B60R 19/18
293/149
2016/0052449 A1* 2/2016 Okuyama B60R 19/48
381/86
2017/0259858 A1* 9/2017 Chanteux B62D 35/005

* cited by examiner

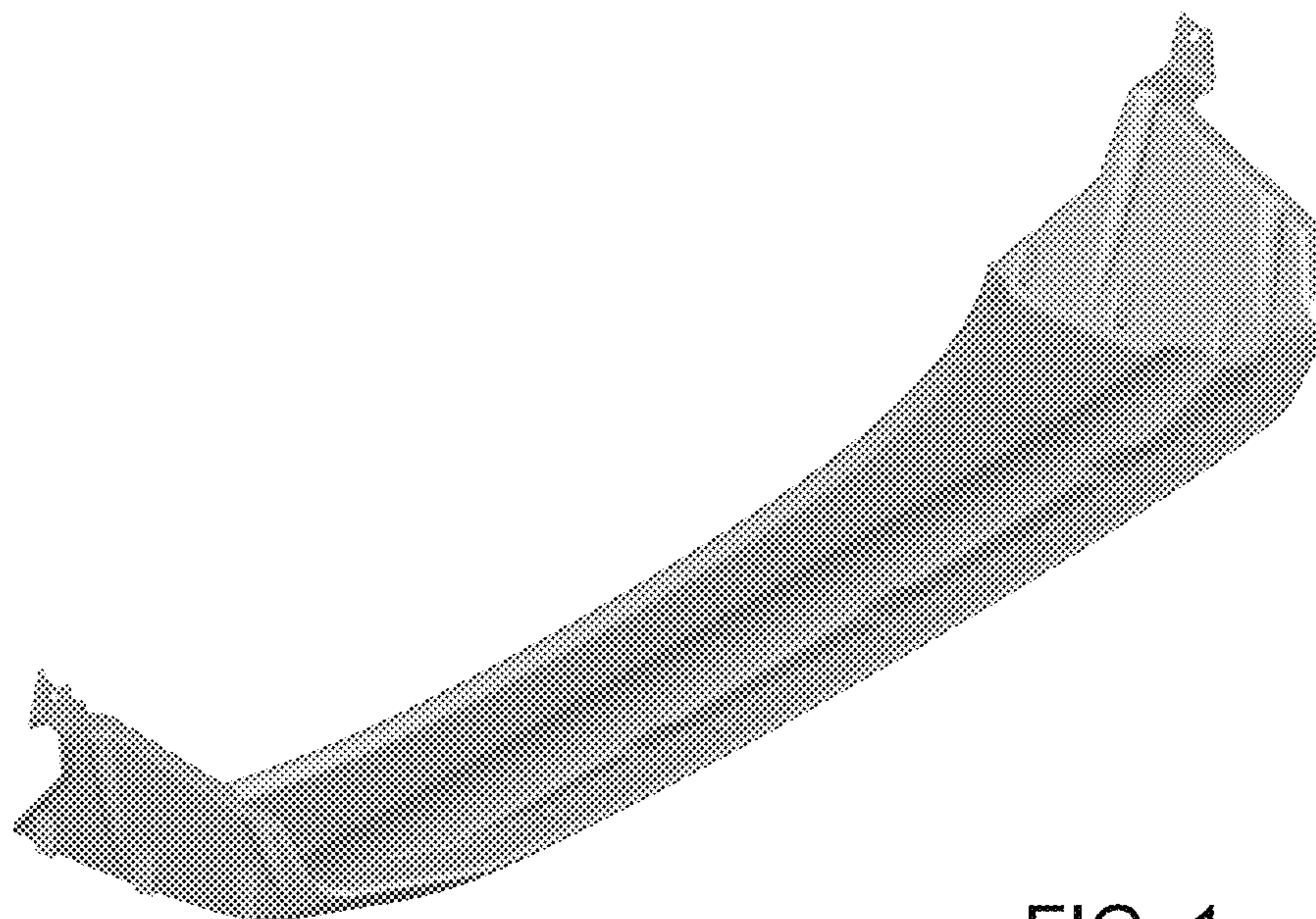


FIG. 1




FIG. 2




FIG. 3




FIG. 4

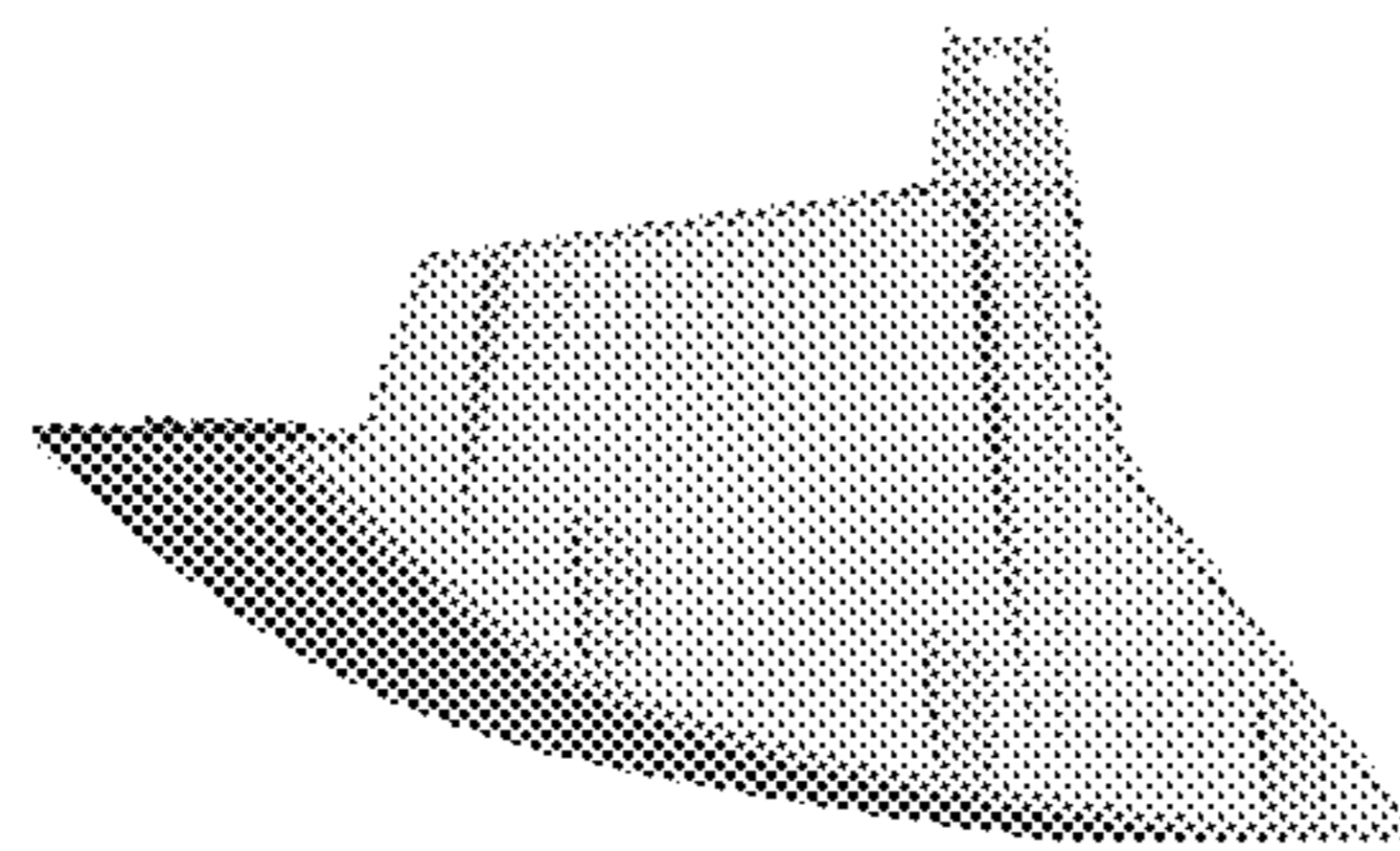


FIG. 5

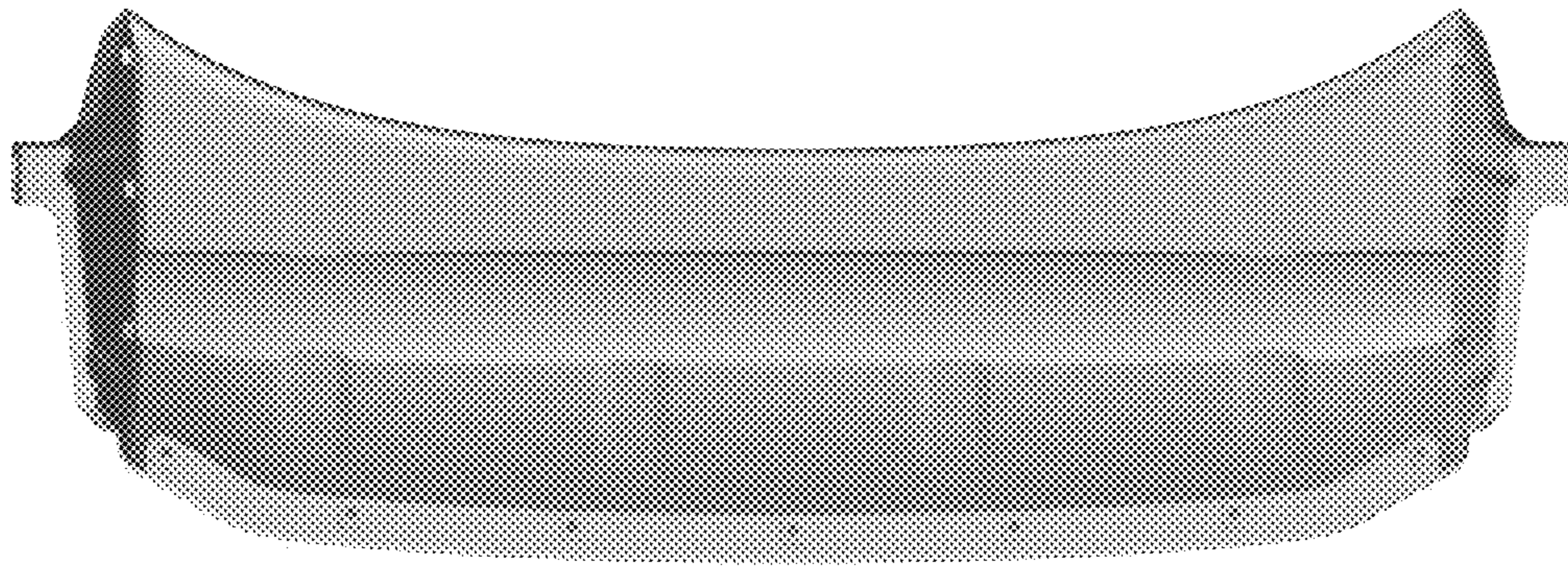


FIG. 6

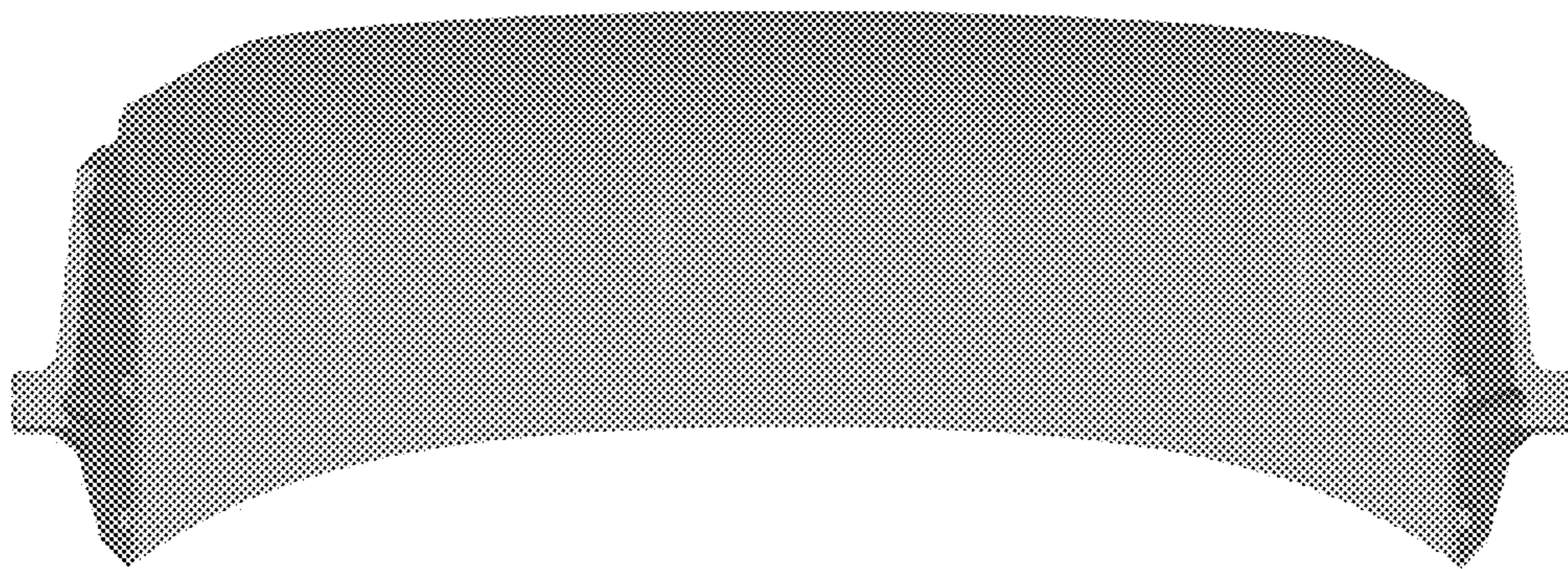


FIG. 7