



US00D838622S

(12) **United States Design Patent** (10) **Patent No.:** **US D838,622 S**
Vivat (45) **Date of Patent:** **** Jan. 22, 2019**

(54) **BRACELET**
(71) Applicant: **Alon Shalom Vivat**, Sherman Oaks, CA (US)
(72) Inventor: **Alon Shalom Vivat**, Sherman Oaks, CA (US)
(**) Term: **15 Years**
(21) Appl. No.: **29/589,522**
(22) Filed: **Jan. 2, 2017**
(51) **LOC (11) Cl.** **11-01**
(52) **U.S. Cl.**
USPC **D11/16**
(58) **Field of Classification Search**
USPC D11/1-32, 34, 40-43, 79-83, 91-93
CPC A44C 5/00; A44C 5/0007; A44C 5/0015; A44C 5/0023; A44C 5/003; A44C 5/0038; A44C 5/0046; A44C 5/0053; A44C 5/0061; A44C 5/0069; A44C 5/0076; A44C 5/0084; A44C 5/0092; A44C 5/02; A44C 5/022; A44C 5/025; A44C 5/027; A44C 5/04; A44C 5/06; A44C 5/08; A44C 5/10; A44C 5/102; A44C 5/105; A44C 5/107; A44C 5/12; A44C 1/00; A44C 17/00; A44C 17/001; A44C 17/002; A44C 17/003; A44C 17/005; A44C 17/006; A44C 17/007; A44C 17/008; A44C 17/02; A44C 17/0208; A44C 17/0216; A44C 17/0225; A44C 17/0233; A44C 17/0241; A44C 17/025; A44C 17/0258; A44C 17/0266; A44C 17/0275; A44C 17/0283; A44C 17/0291; A44C 13/00
See application file for complete search history.

(56) **References Cited**
U.S. PATENT DOCUMENTS
D36,623 S * 11/1903 Homer D11/83
D42,643 S * 6/1912 Meyers D11/16

1,153,362 A * 9/1915 Wacha A44C 11/00 D11/16
1,189,497 A * 7/1916 Schwartzman A44C 11/007 D11/16
D58,159 S * 6/1921 Morse D11/12
D63,129 S * 10/1923 Evans D99/26
2,521,006 A * 9/1950 Hamilton A44C 11/007 D11/17
2,538,090 A * 1/1951 Ferragamo A44C 11/007 D11/16
D165,606 S * 1/1952 Parisi D11/11
D257,017 S * 9/1980 Barr D11/16
D257,026 S * 9/1980 Barr D11/75
D382,088 S * 8/1997 Harp D11/17
D418,445 S * 1/2000 Chia D11/93
D423,981 S * 5/2000 Chia D11/93


(Continued)

Primary Examiner — Cynthia Ramirez
Assistant Examiner — L. Martinez
(74) *Attorney, Agent, or Firm* — Eric Kelly

(57) **CLAIM**
The ornamental design for a bracelet, as shown and described.

DESCRIPTION
FIG. 1 is a top perspective view of a bracelet showing my new design;
FIG. 2 is a right-side view thereof;
FIG. 3 is a left-side view thereof;
FIG. 4 is a front view thereof;
FIG. 5 is a rear view thereof;
FIG. 6 is a top view thereof;
FIG. 7 is a bottom view thereof; and,
FIG. 8 is a bottom perspective view thereof.
The broken lines in the drawings illustrate portions of the bracelet that form no part of the claimed design.
The bracelet is shown with a symbolic break in its length.
The appearance of any portion of the bracelet between the break lines forms no part of the claimed design.

1 Claim, 7 Drawing Sheets



(56)

References Cited

U.S. PATENT DOCUMENTS

D469,717 S *	2/2003	Chia	D11/93
D471,129 S *	3/2003	Chia	D11/93
D471,838 S *	3/2003	Chia	D11/93
D472,840 S *	4/2003	Visick	D11/3
6,629,434 B2 *	10/2003	Chia	A44C 11/007 63/26
D506,943 S *	7/2005	Erickson	D11/11
D684,083 S *	6/2013	Bulgari	D11/6
D717,195 S *	11/2014	Taylor-Cattapan	D11/17
D753,009 S	4/2016	Yatsugi-Kang	
D754,558 S	4/2016	Tillman	
D758,236 S	6/2016	Le Bail	
D761,147 S	7/2016	Monachon	
D769,766 S	10/2016	Cohen	
D769,767 S	10/2016	Cohen	
D770,932 S	11/2016	Gusky	
D772,096 S	11/2016	Dominguez	

* cited by examiner

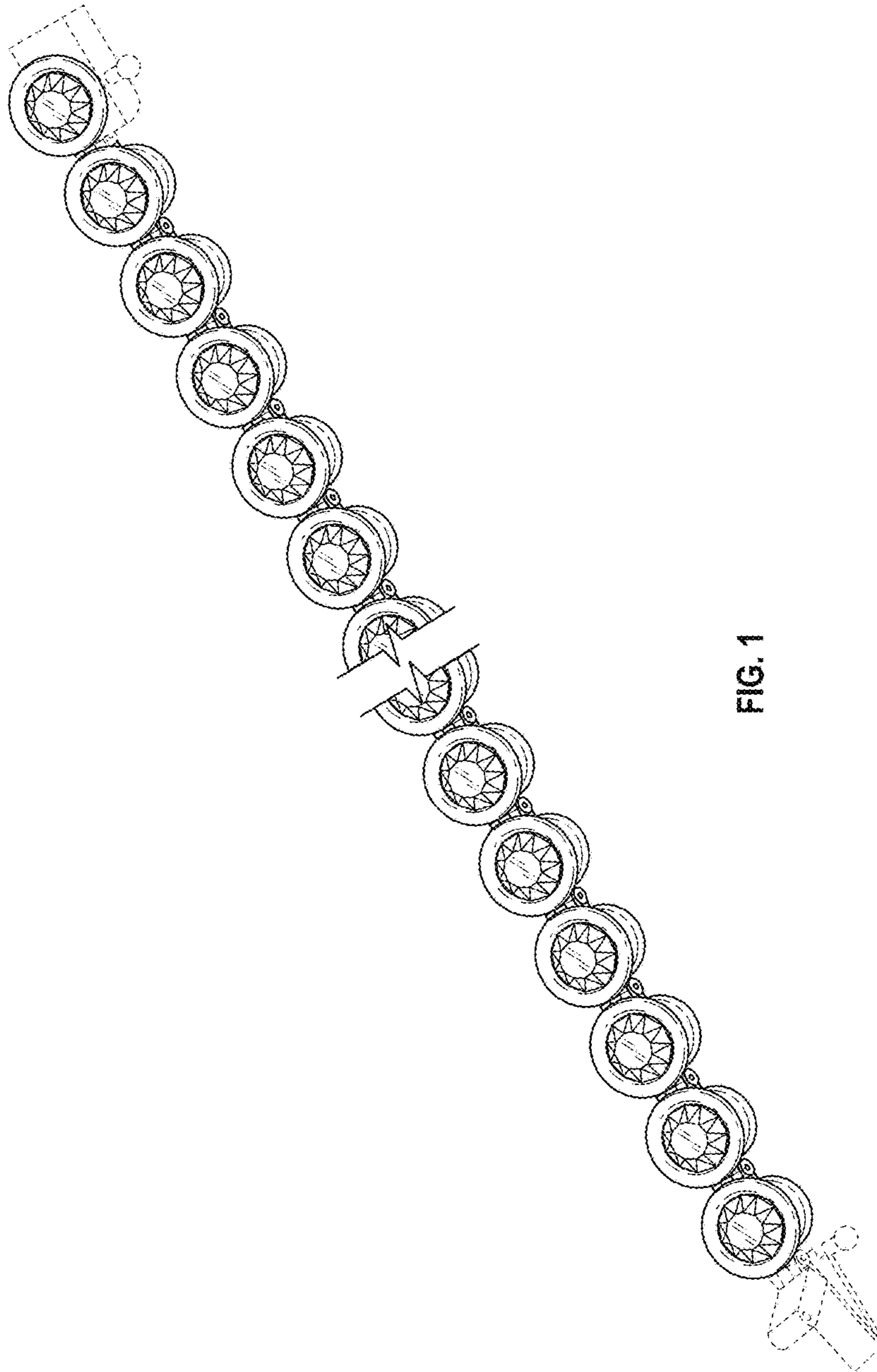


FIG. 1

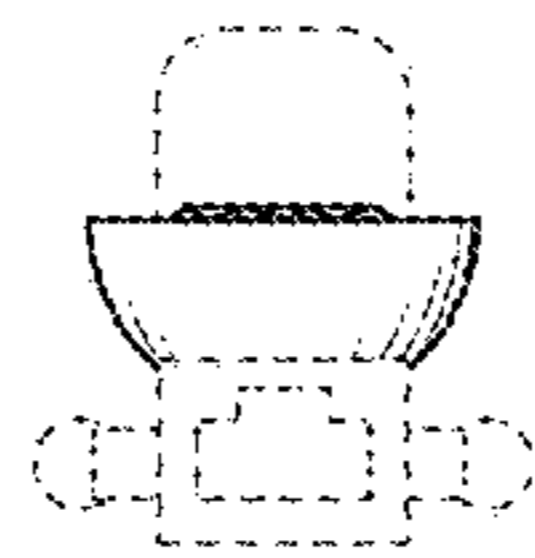


FIG. 2




FIG. 3

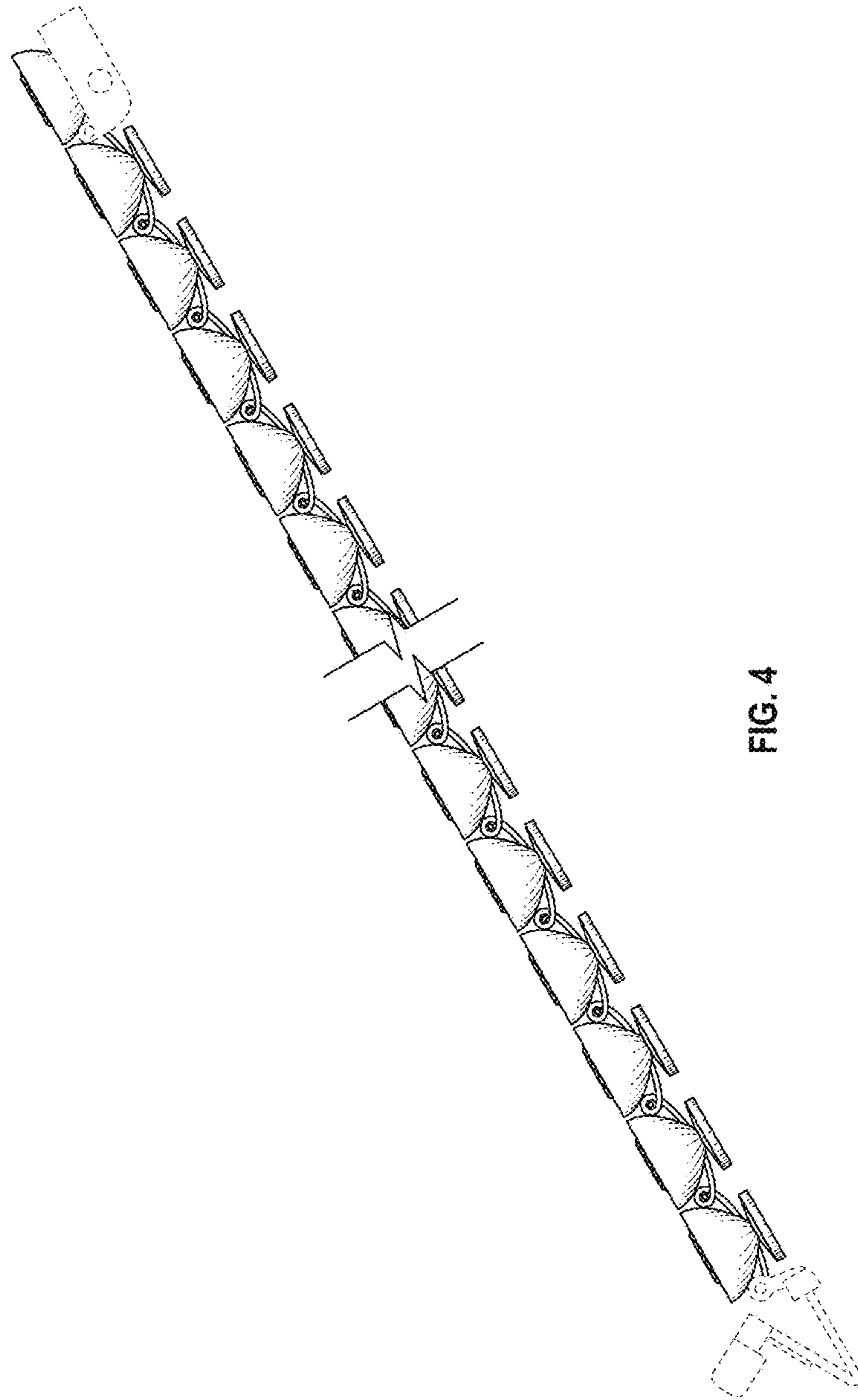


FIG. 4

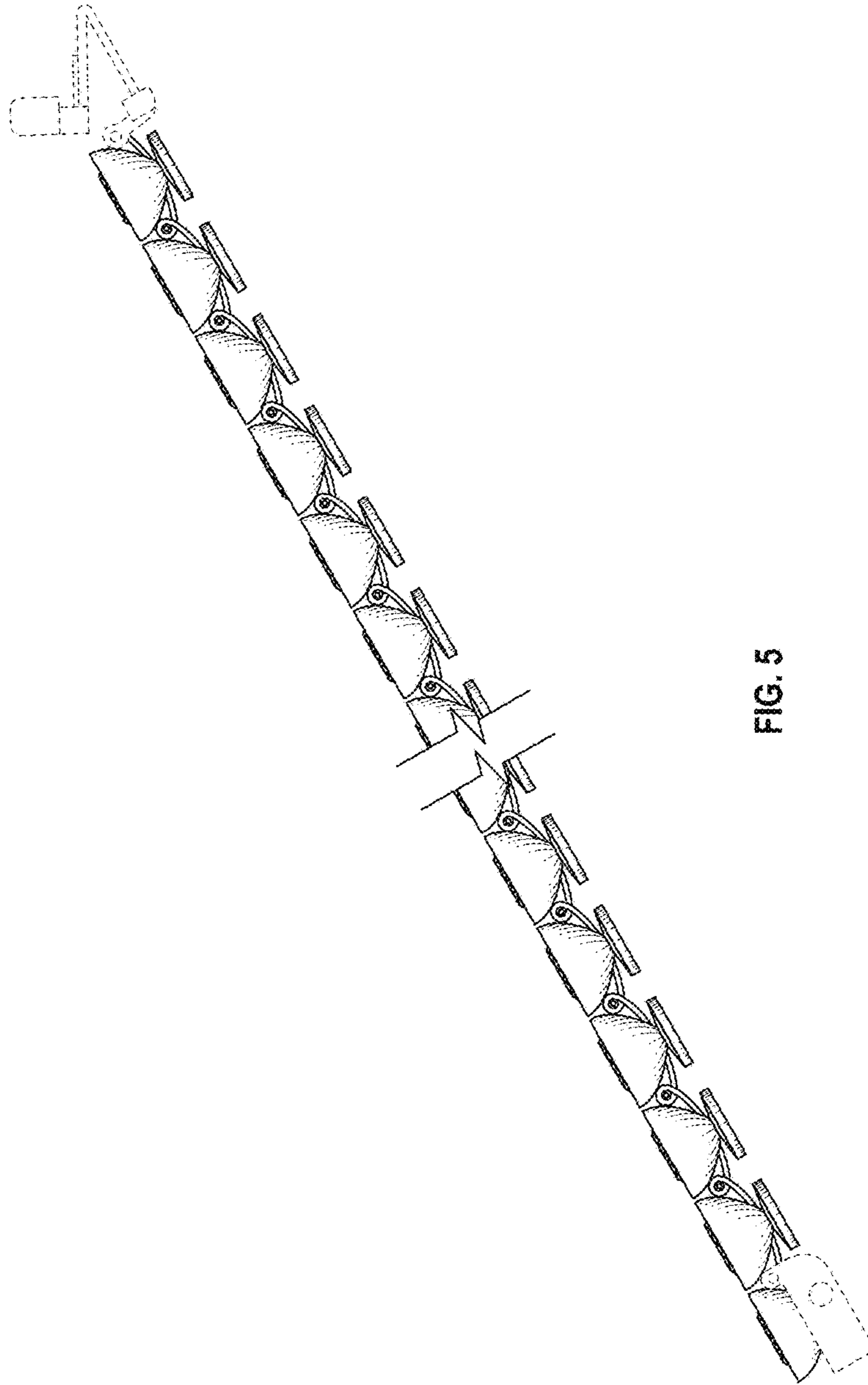


FIG. 5

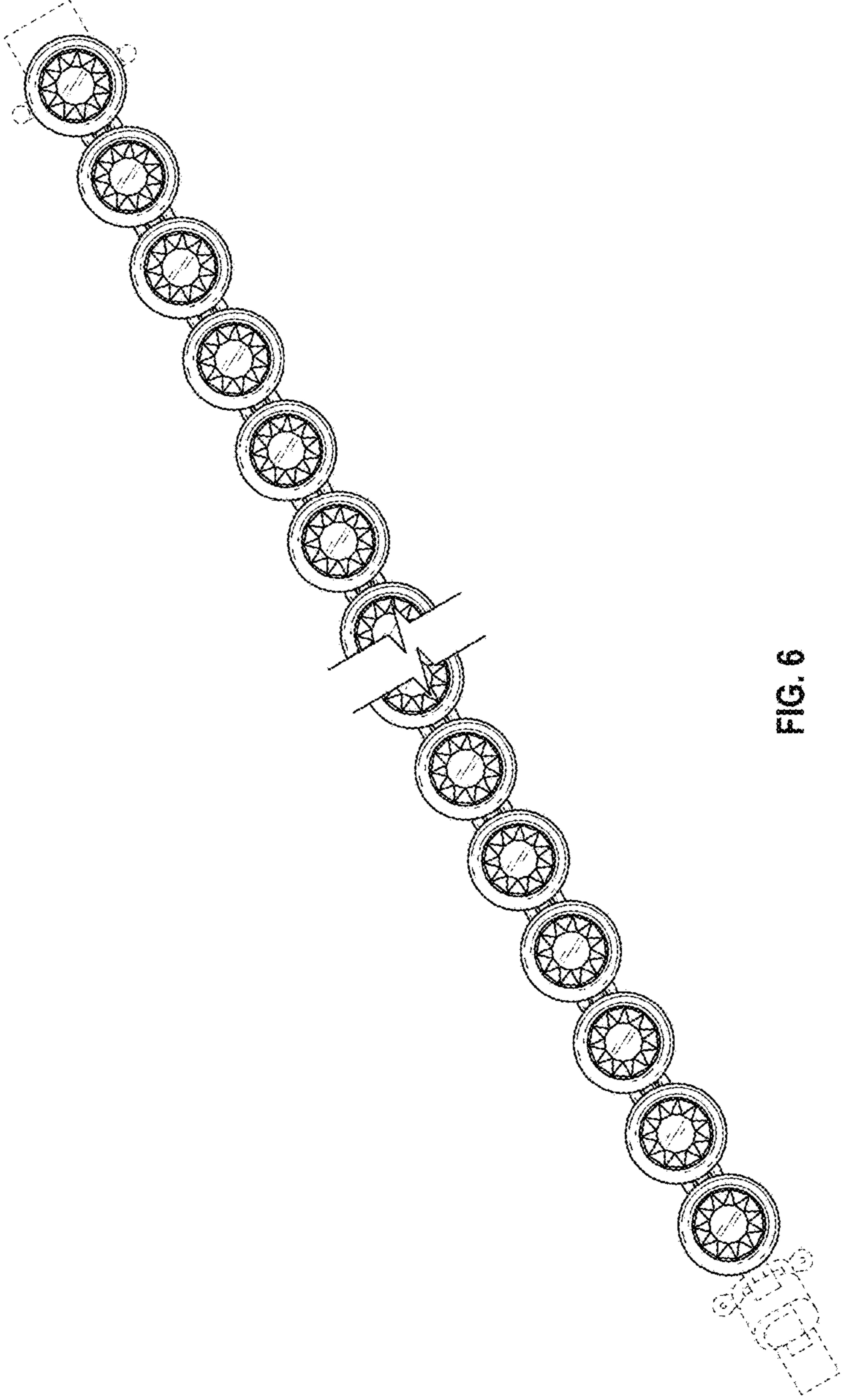


FIG. 6

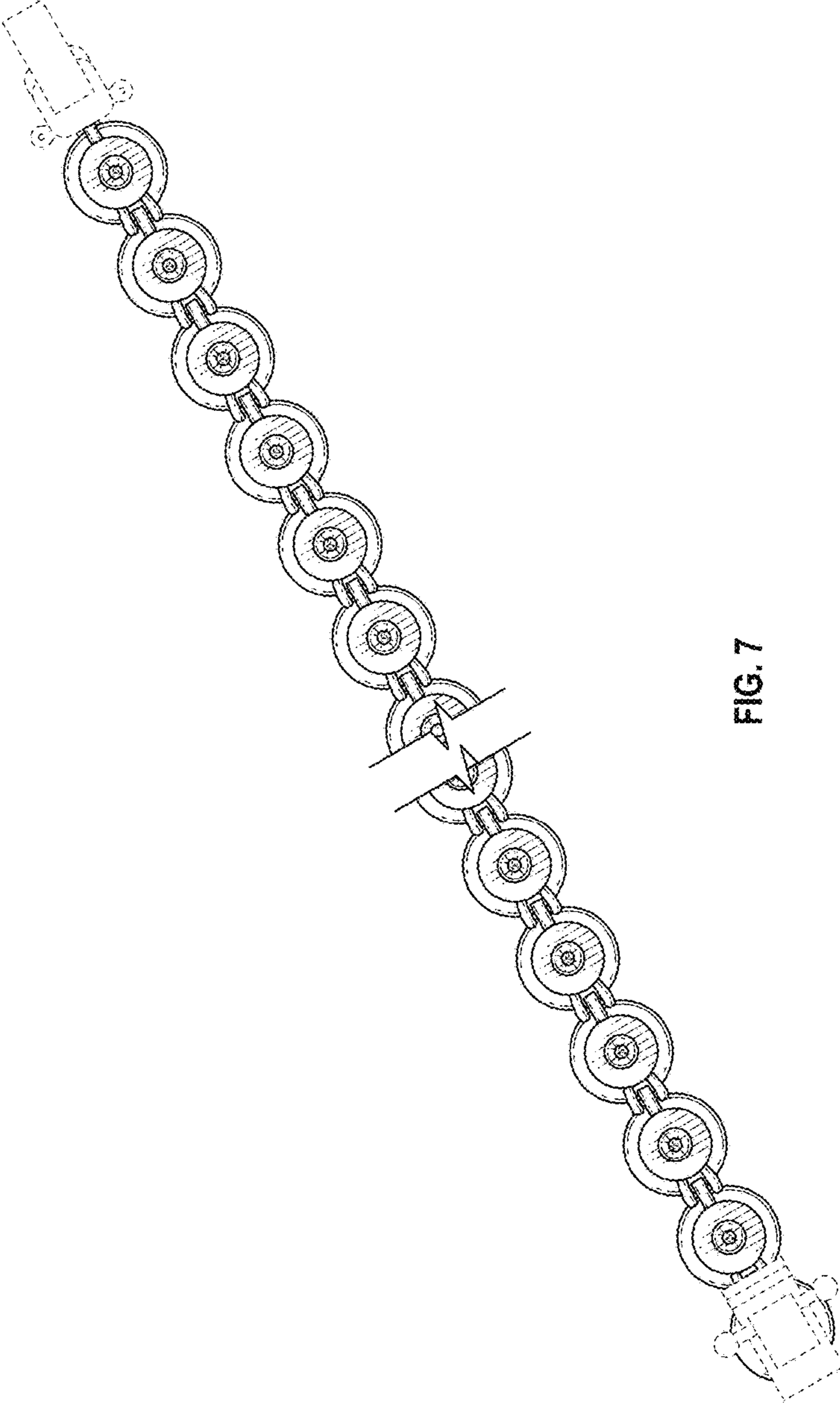


FIG. 7

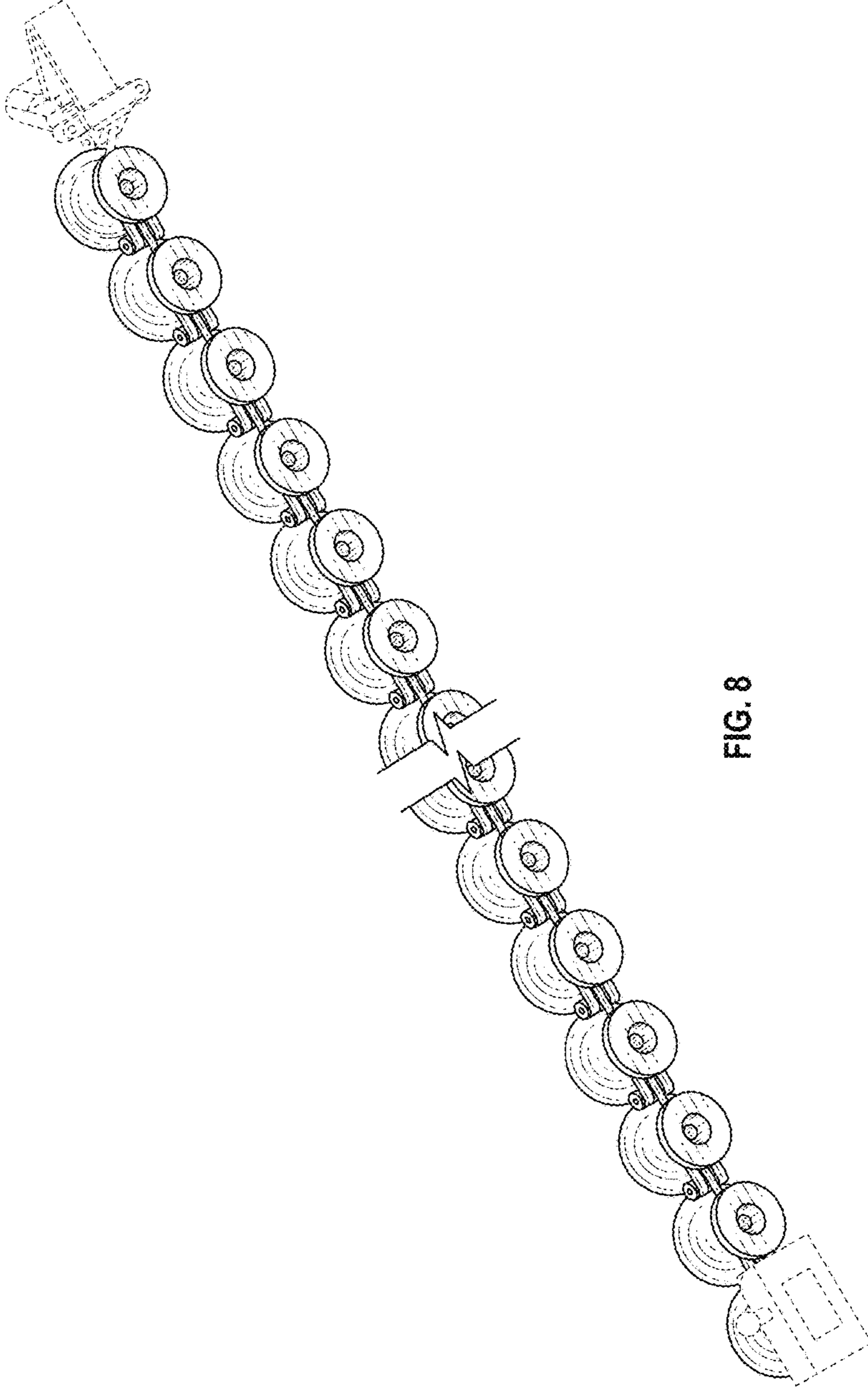


FIG. 8