



US00D838621S

(12) **United States Design Patent**
Qin

(10) **Patent No.:** **US D838,621 S**

(45) **Date of Patent:** **** Jan. 22, 2019**

(54) **NECKLACE**

(71) Applicant: **ACE LIGHT & ELECTRONIC
TECH(NINGBO) CO., LTD.**, Ningbo,
Zhejiang Province (CN)

(72) Inventor: **Yanbei Qin**, Ningbo (CN)

(73) Assignee: **ACE LIGHT & ELECTRONIC
TECH(NINGBO) CO., LTD.**, Ningbo
(CN)

(**) Term: **15 Years**

(21) Appl. No.: **29/604,696**

(22) Filed: **May 19, 2017**

(51) **LOC (11) Cl.** **11-01**

(52) **U.S. Cl.**
USPC **D11/11**

(58) **Field of Classification Search**
USPC D11/1-32, 34, 40-43, 79-83, 93;
D14/344; D26/39
CPC A44C 1/00; A44C 5/00; A44C 5/0007;
A44C 5/0015; A44C 5/0023; A44C
5/003; A44C 5/0038; A44C 5/0046; A44C
5/0053; A44C 5/0061; A44C 5/0069;
A44C 5/0076; A44C 5/0084; A44C
5/0092

See application file for complete search history.

(56) **References Cited**

U.S. PATENT DOCUMENTS

D61,533 S * 10/1922 Gagnon D11/11
D123,719 S * 11/1940 Ungar D11/12
D158,355 S * 5/1950 Chernow D11/12
2,681,545 A * 6/1954 Hall A44C 11/002
D11/11
D263,288 S * 3/1982 Errigo D11/8
4,779,172 A * 10/1988 Jimenez A44C 15/0015
362/104
4,894,757 A * 1/1990 Frusha A44C 15/0015
362/103
D358,562 S * 5/1995 Bulgari D11/3

D373,095 S * 8/1996 Bulgari D11/6
D383,694 S * 9/1997 Bulgari D11/12
D391,884 S * 3/1998 Bulgari D11/6
6,357,260 B1 * 3/2002 Lutz A44C 11/002
63/1.11
D511,473 S * 11/2005 Weinacht D11/11
D519,873 S * 5/2006 Rheaume D11/8
D556,621 S * 12/2007 Allin D11/17
D576,066 S * 9/2008 Barrickman D11/8
D674,769 S * 1/2013 Zimmerman D14/205
D706,160 S * 6/2014 Pugno D11/13
D726,058 S * 4/2015 Caprai D11/14

(Continued)

OTHER PUBLICATIONS

Snowflakes String Lights Necklaces, published on Oct. 22, 2014, online. Site visited on Jun. 5, 2018. Internet URL: "https://www.flashingblinkylights.com/snowflakes-string-lights-necklaces-sku-no-11209.html"> (Year: 2014).*

Primary Examiner — Cynthia Ramirez

Assistant Examiner — L. Martinez

(74) *Attorney, Agent, or Firm* — NK Patent Law

(57) **CLAIM**


The ornamental design for a necklace, as shown and described.

DESCRIPTION

FIG. 1 shows a perspective view of a necklace;
FIG. 2 shows a front view of the necklace;
FIG. 3 shows a rear view of the necklace;
FIG. 4 shows a left side view of the necklace;
FIG. 5 shows a top view of the necklace;
FIG. 6 shows a bottom view of the necklace; and,
FIG. 7 shows an enlarged view of the encircled portion in FIG. 1, showing the bulb thereof.

The broken lines in the figures illustrate portions of the necklace that form no part of the claimed design.

1 Claim, 7 Drawing Sheets



(56)

References Cited

U.S. PATENT DOCUMENTS

D726,573 S * 4/2015 Caprai D11/14
D780,002 S * 2/2017 Verdeille D11/6
9,853,256 B2 * 12/2017 Qin H01M 2/1044
D817,212 S * 5/2018 Qin D11/6
D817,213 S * 5/2018 Qin D11/6
D817,214 S * 5/2018 Qin D11/11
D819,480 S * 6/2018 Qin D11/6
2006/0044788 A1 * 3/2006 Damrau A44C 15/0015
362/104
2017/0012256 A1 * 1/2017 Qin H01M 2/1044

* cited by examiner




FIG.1




FIG.2




FIG.3

FIG.4






FIG.5



FIG.6




FIG.7