



US00D838620S

(12) **United States Design Patent** (10) **Patent No.:** **US D838,620 S**
Qin (45) **Date of Patent:** **** Jan. 22, 2019**

(54) **NECKLACE**

(56) **References Cited**

(71) Applicant: **ACE LIGHT & ELECTRONIC
TECH(NINGBO) CO., LTD.**, Ningbo,
Zhejiang Province (CN)

U.S. PATENT DOCUMENTS

D123,719	S	*	11/1940	Ungar	D11/12
D263,288	S	*	3/1982	Errigo	D11/8
D277,802	S	*	2/1985	Luchetti	D11/11
D358,562	S	*	5/1995	Bulgari	D11/3
D395,126	S	*	6/1998	VonZwehl	D11/84
D420,931	S	*	2/2000	Philipson	D11/14
D499,977	S	*	12/2004	Graham	D11/8

(72) Inventor: **Yanbei Qin**, Ningbo (CN)

(Continued)

(73) Assignee: **ACE LIGHT & ELECTRONIC
TECH(NINGBO) CO., LTD.**, Ningbo,
Zhejiang (CN)

(**) Term: **15 Years**

OTHER PUBLICATIONS

(21) Appl. No.: **29/597,673**

Jumbo LED Light Up Holiday Necklace, Amazon.com, earliest review on Dec. 28, 2016, online. Site visited on Nov. 2, 2017. Internet URL:<"https://www.amazon.com/Jumbo-LED-Light-Holiday-Necklace/dp/B01N3TKJS4"> (Year: 2016).*

(22) Filed: **Mar. 18, 2017**

(Continued)

(30) **Foreign Application Priority Data**

Sep. 23, 2016 (CN) 2016 3 0479463

(51) **LOC (11) Cl.** **11-01**

(52) **U.S. Cl.**
USPC **D11/11**

(58) **Field of Classification Search**

USPC D11/1-43, 79-86; D14/344;
362/570-572; D28/41; D10/31, 32
CPC ... A44C 5/0007; A44C 5/0015; A44C 5/0023;
A44C 5/003; A44C 5/0038; A44C
5/0053; A44C 5/0061; A44C 5/0069;
A44C 5/0084; A44C 5/0092; A44C 5/02;
A44C 5/022; A44C 5/025; A44C 5/04;
A44C 5/10; A44C 5/102; A44C 5/105;
A44C 5/107; A44C 5/12; A44C 5/14;
A44C 5/142; A44C 5/18; A44C 5/185;
A44C 5/20; A44C 5/22; A44C 5/2009;
A44C 5/2023; A44C 9/00; A44C 9/0038;
A44C 9/0046; A44C 9/0069; A44C
9/0084; A44C 9/02; A44C 17/00; A44C
17/003; A44C 17/007; A44C 17/02; A44C
25/00; A44C 25/001; A44C 25/002; A44C
25/004; A44C 25/005; A44C 25/007

See application file for complete search history.

Primary Examiner — Cynthia Ramirez

Assistant Examiner — L. Martinez-Rivera

(74) *Attorney, Agent, or Firm* — NK Patent Law

(57) **CLAIM**

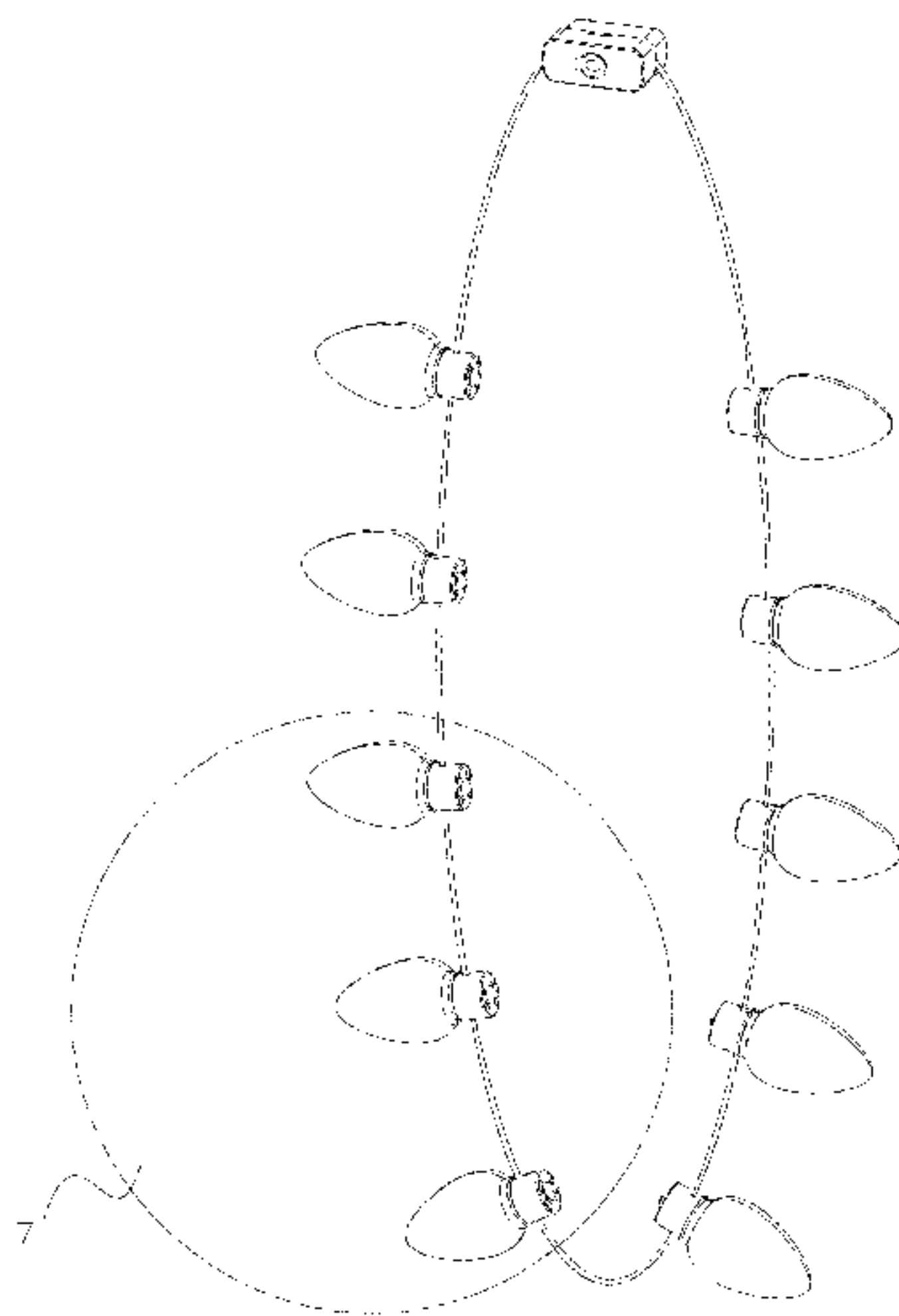
I claim the ornamental design for a necklace, as shown and described.

DESCRIPTION

FIG. 1 shows a perspective view of a necklace;
FIG. 2 shows a front view of the necklace;
FIG. 3 shows a rear view of the necklace;
FIG. 4 shows a left side view of the necklace;
FIG. 5 shows a top view of the necklace;
FIG. 6 shows a bottom view of the necklace; and,
FIG. 7 shows an enlarged front view of the encircled portion in FIG. 1.

The broken lines in the drawings illustrate portions of the necklace that form no part of the claimed design.

1 Claim, 6 Drawing Sheets



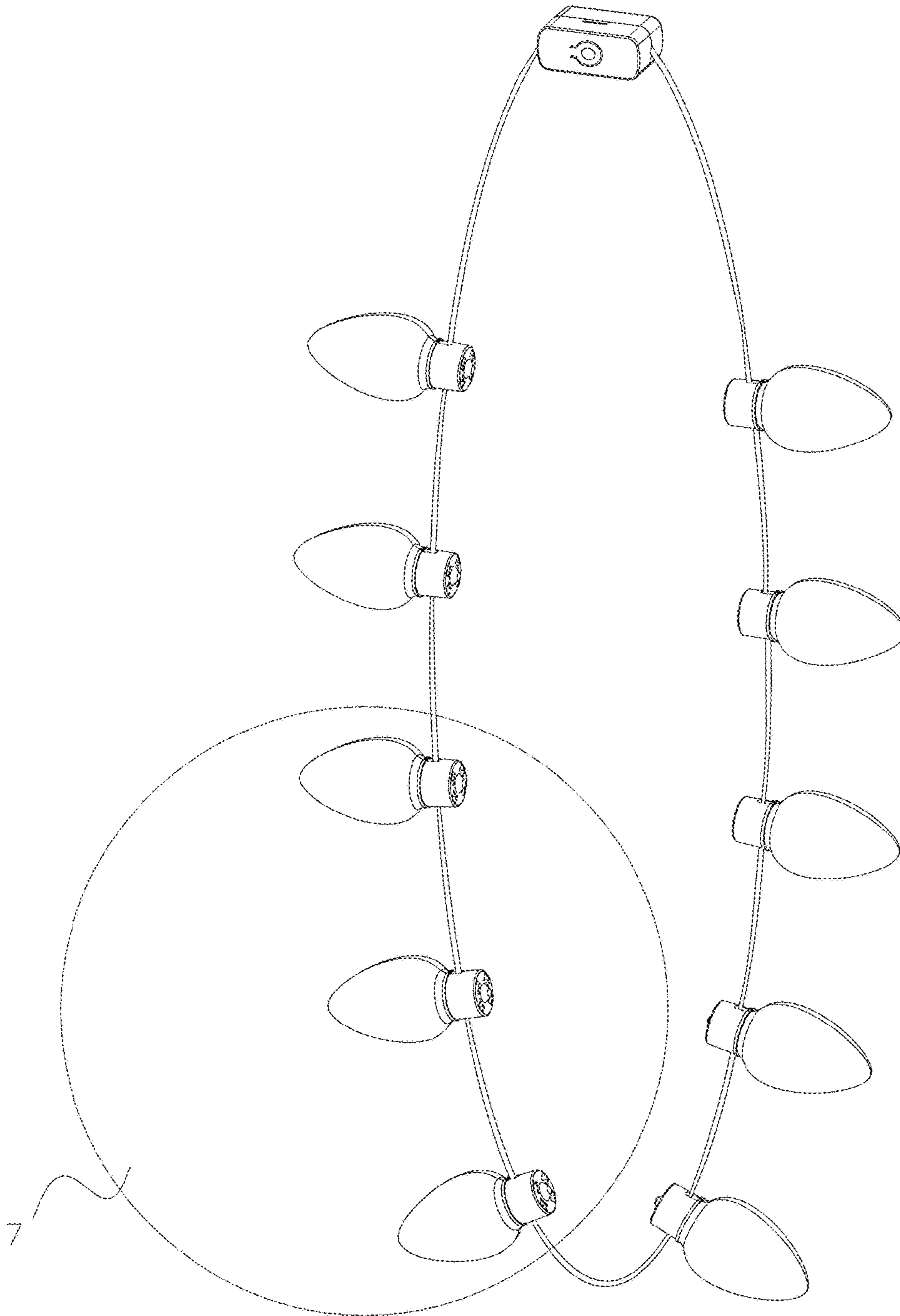


FIG.1

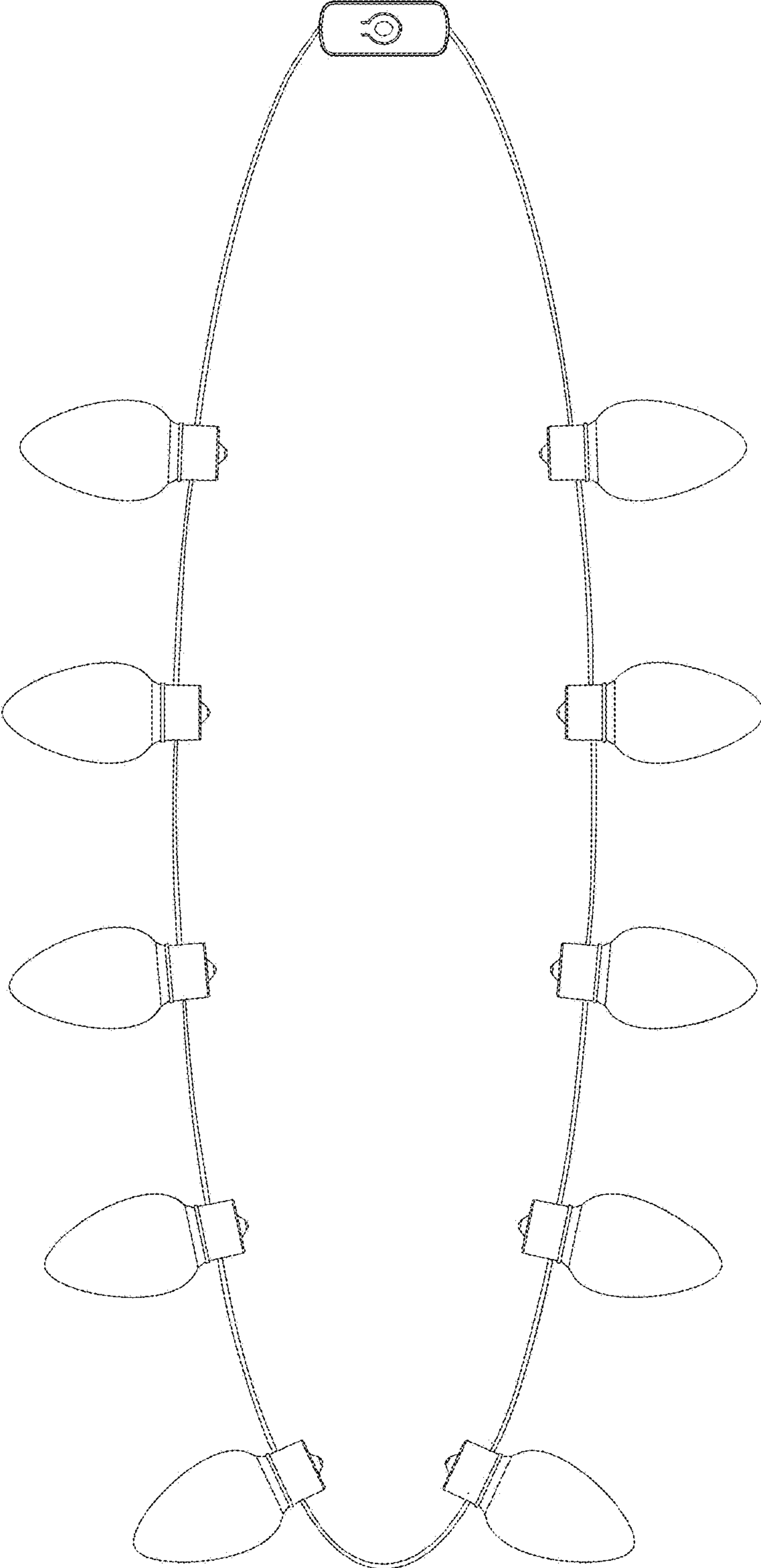


FIG.2

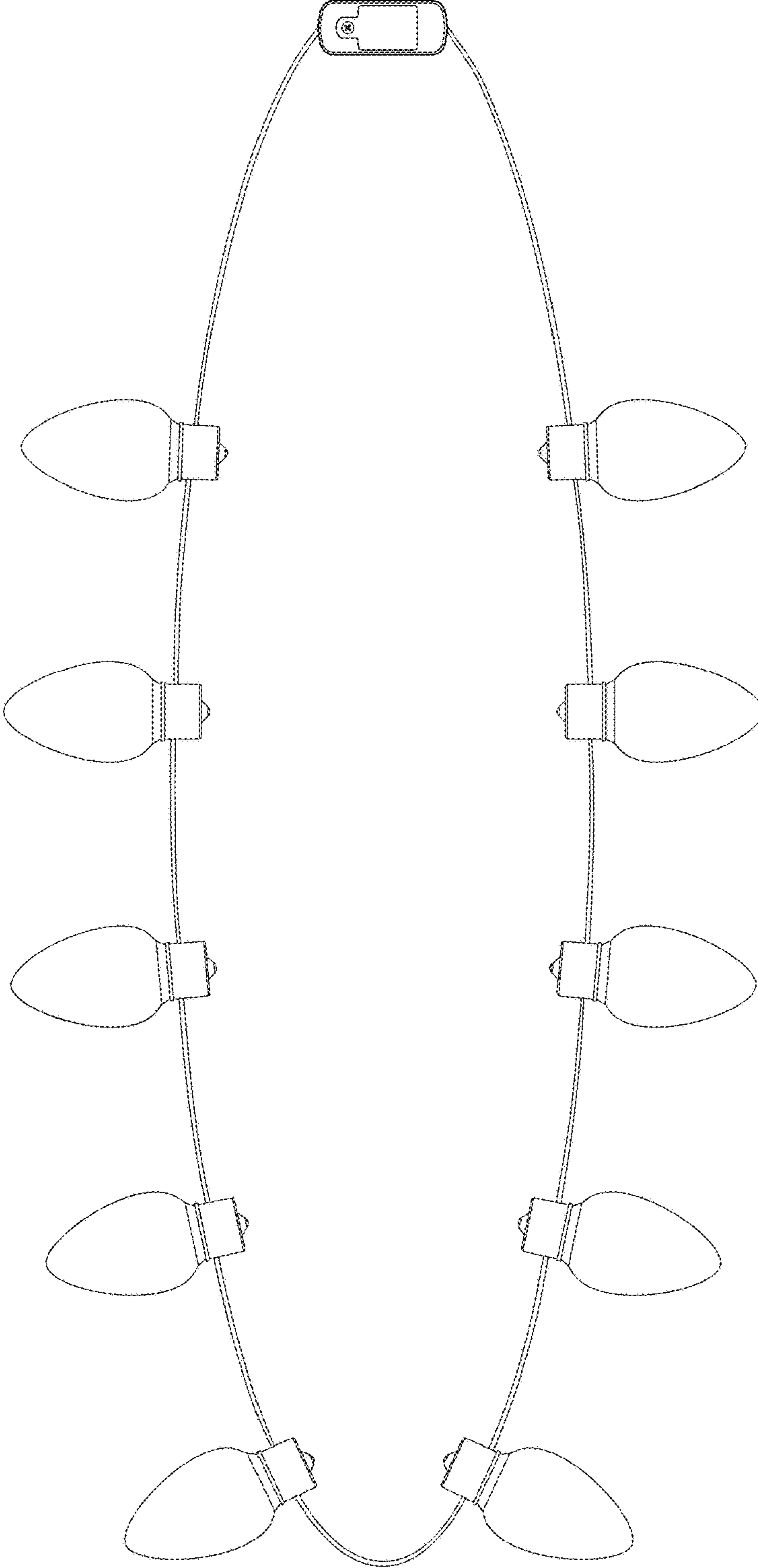


FIG.3

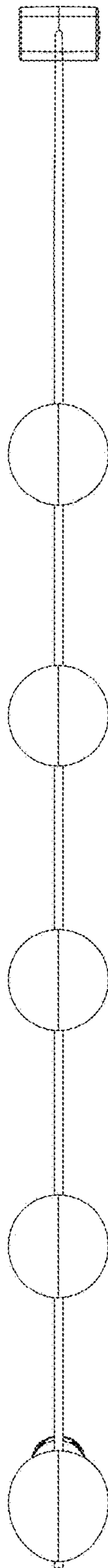


FIG.4

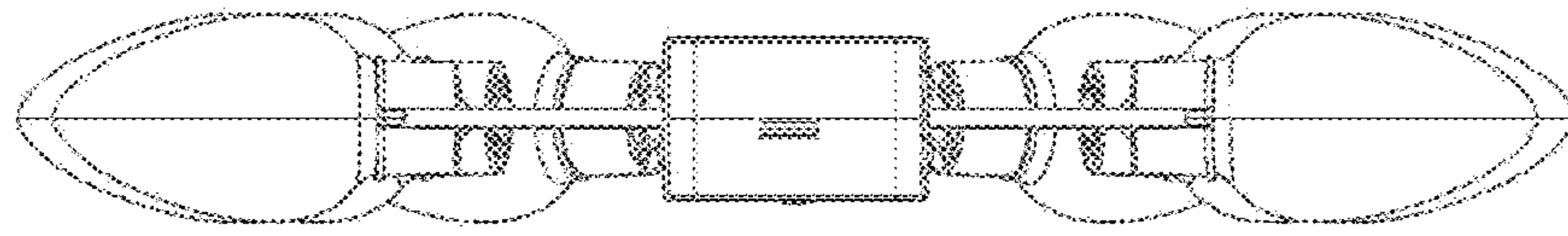


FIG. 5

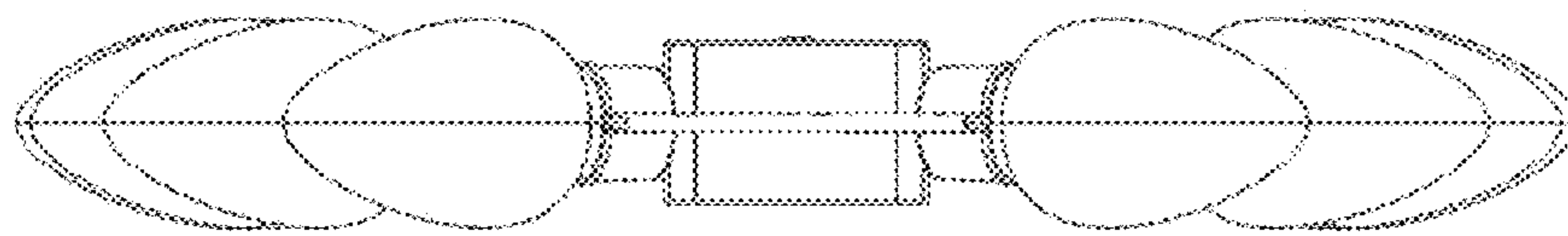


FIG. 6

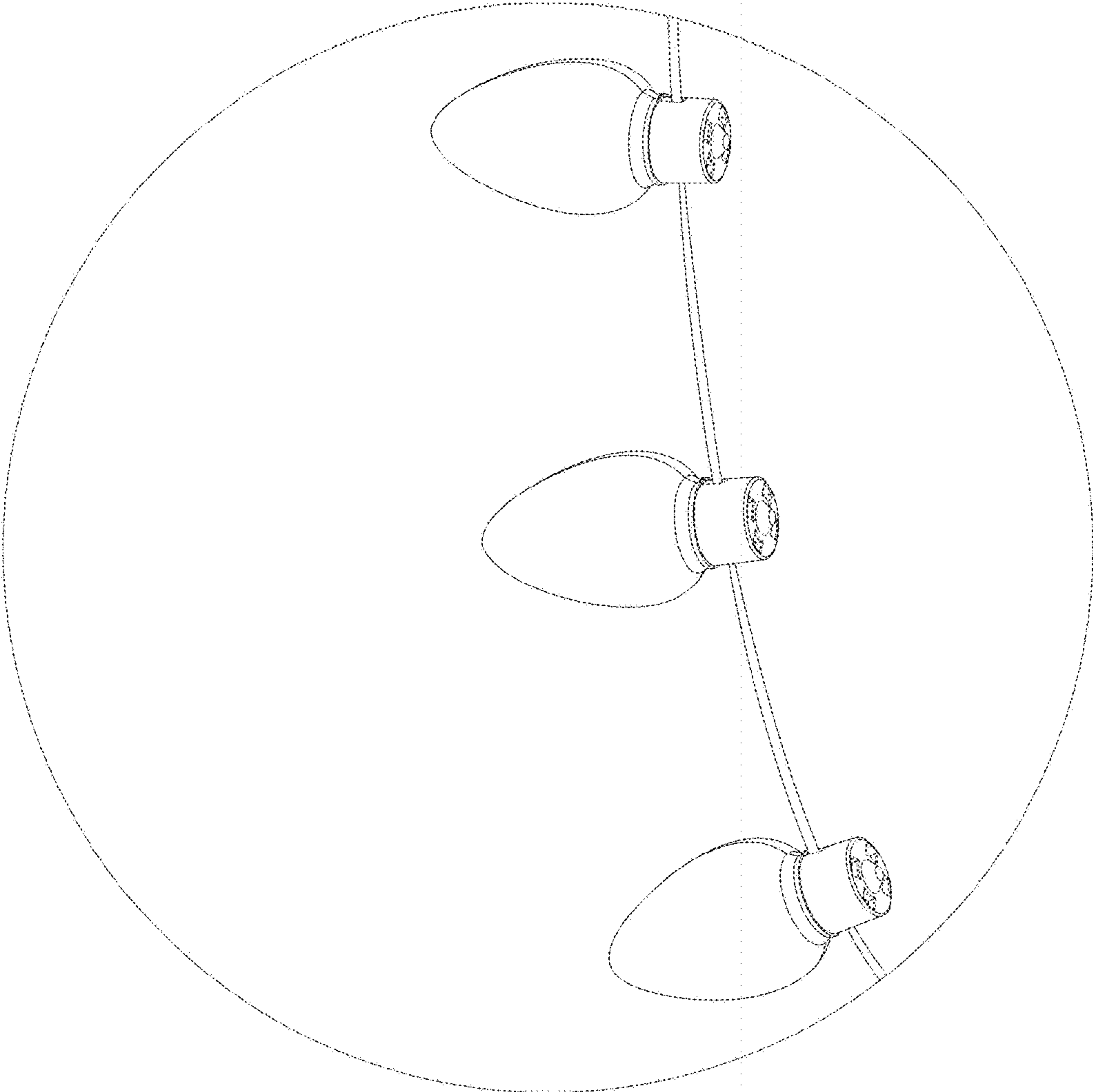


FIG. 7