



US00D838604S

(12) **United States Design Patent** (10) **Patent No.:** **US D838,604 S**  
**Akhundov et al.** (45) **Date of Patent:** **\*\* Jan. 22, 2019**

(54) **PACKAGE**

(71) Applicants: **Emil Akhmedovich Akhundov**,  
Moscow (RU); **Igor Anatolyevich**  
**Batischev**, Moscow Oblast (RU)

(72) Inventors: **Emil Akhmedovich Akhundov**,  
Moscow (RU); **Igor Anatolyevich**  
**Batischev**, Moscow Oblast (RU)

(\*\*) Term: **15 Years**

(21) Appl. No.: **29/613,513**

(22) Filed: **Aug. 10, 2017**

(51) **LOC (11) Cl.** ..... **09-05**

(52) **U.S. Cl.**  
USPC ..... **D9/703**

(58) **Field of Classification Search**

USPC ..... D9/702-714, 720-722, 424, 430-433,  
D9/414, 418, 444; 383/26, 119, 127, 33,  
383/71-75, 103; 229/87.06, 87.08, 87.01,  
229/92.1; 222/92, 107, 215; 220/495.03,  
220/495.01; D3/303, 201; 428/35.2, 79,  
428/199, 542.6; 434/162; 402/79;  
D5/57-61, 99; 281/2, 3.1, 5, 38, 51;  
283/117, 62, 74, 93, 103, 115;  
D19/1-10, 100  
CPC ..... B65D 33/02; B65D 33/24; B65D 33/01;  
B65D 81/00; B65D 81/03; B65D  
81/2084; B65D 81/34; B65D 81/3461;  
A47J 36/027

See application file for complete search history.

(56) **References Cited**

U.S. PATENT DOCUMENTS

D115,233 S \* 6/1939 Millet ..... D9/703  
4,281,813 A \* 8/1981 Garrity ..... B65B 67/1205  
220/485  
D317,401 S \* 6/1991 Earnest ..... D6/536  
D411,671 S \* 6/1999 Hamblin ..... D32/36  
D542,151 S \* 5/2007 Sutton ..... D9/670  
D676,230 S \* 2/2013 Volk ..... D3/17

\* cited by examiner

*Primary Examiner* — Abraham Bahta

(74) *Attorney, Agent, or Firm* — Florek & Endres PLLC

(57) **CLAIM**

The ornamental design for a package, as shown and described.

**DESCRIPTION**

The file of this patent contains at least one drawing/photograph executed in color. Copies of this patent with color drawings(s)/photographs(s) will be provided by the Office upon request and payment of the necessary fee.

FIG. 1 is a side elevation view of the package of the present invention with a loading chute folded.

FIG. 2 is a side elevation view of the package of the present invention with a loading chute extended.

FIG. 3 is a top plan view of the package of the present invention with a loading chute extended.

FIG. 4 is a bottom plan view of the package of the present invention; and,

FIG. 5 is a bottom perspective view of the package of the present invention.

**1 Claim, 5 Drawing Sheets**  
**(5 of 5 Drawing Sheet(s) Filed in Color)**








FIG. 1






FIG. 2





FIG. 3






FIG. 4





FIG. 5