



US00D838573S

(12) **United States Design Patent** (10) **Patent No.:** **US D838,573 S**
Le (45) **Date of Patent:** **** Jan. 22, 2019**

(54) **PADLOCKABLE FOLDING T-HANDLE**
(71) Applicant: **S.P.E.P. ACQUISITION CORP.**, Long Beach, CA (US)
(72) Inventor: **Tam Le**, Garden Grove, CA (US)
(73) Assignee: **S.P.E.P. ACQUISITION CORP.**, Long Beach, CA (US)
(**) Term: **15 Years**
(21) Appl. No.: **29/633,787**

D537,321 S * 2/2007 Paige D8/338
7,398,664 B1 * 7/2008 Weinerman E05B 1/0092
292/207
7,454,933 B1 * 11/2008 Paige E05B 1/0092
292/207
D624,803 S * 10/2010 Frankham D8/331
D628,041 S * 11/2010 Tieu D8/302
D644,911 S * 9/2011 Le D8/301
D674,678 S * 1/2013 Pickar D8/302
D704,526 S * 5/2014 Weinerman D8/331
D720,599 S * 1/2015 Weinerman D8/331
D722,860 S * 2/2015 Linares D8/331
D738,701 S * 9/2015 Weinerman D8/331
D738,702 S * 9/2015 Linares D8/331
D762,097 S * 7/2016 Le D8/302

(Continued)

(22) Filed: **Jan. 16, 2018**
(51) **LOC (11) Cl.** **08-06**
(52) **U.S. Cl.**
USPC **D8/302; D8/331**
(58) **Field of Classification Search**
USPC D8/300, 301, 302, 306, 313, 331, 336,
D8/337, 338, 350, 352
CPC ... Y10T 292/57; Y10T 16/44; Y10T 70/5155;
Y10T 70/5832; Y10T 292/1047; Y10T
16/458; Y10T 70/5757; Y10T 16/476;
Y10T 70/8541; Y10T 70/5765; Y10T
74/20732; Y10T 16/473; Y10T 292/1089;
Y10T 292/865; Y10T 70/7305; Y10T
292/097; Y10T 292/0938; Y10T 16/509;
Y10T 292/0834; Y10T 292/1014; Y10T
292/0959; Y10T 292/308; Y10T 70/489;
Y10T 74/20876; Y10T 70/80; Y10T
74/20828; Y10T 70/8459; Y10T
74/20864; Y10T 292/1064
See application file for complete search history.

Primary Examiner — Lauren R Calve
(74) *Attorney, Agent, or Firm* — Karish & Bjorgum, PC

(57) **CLAIM**

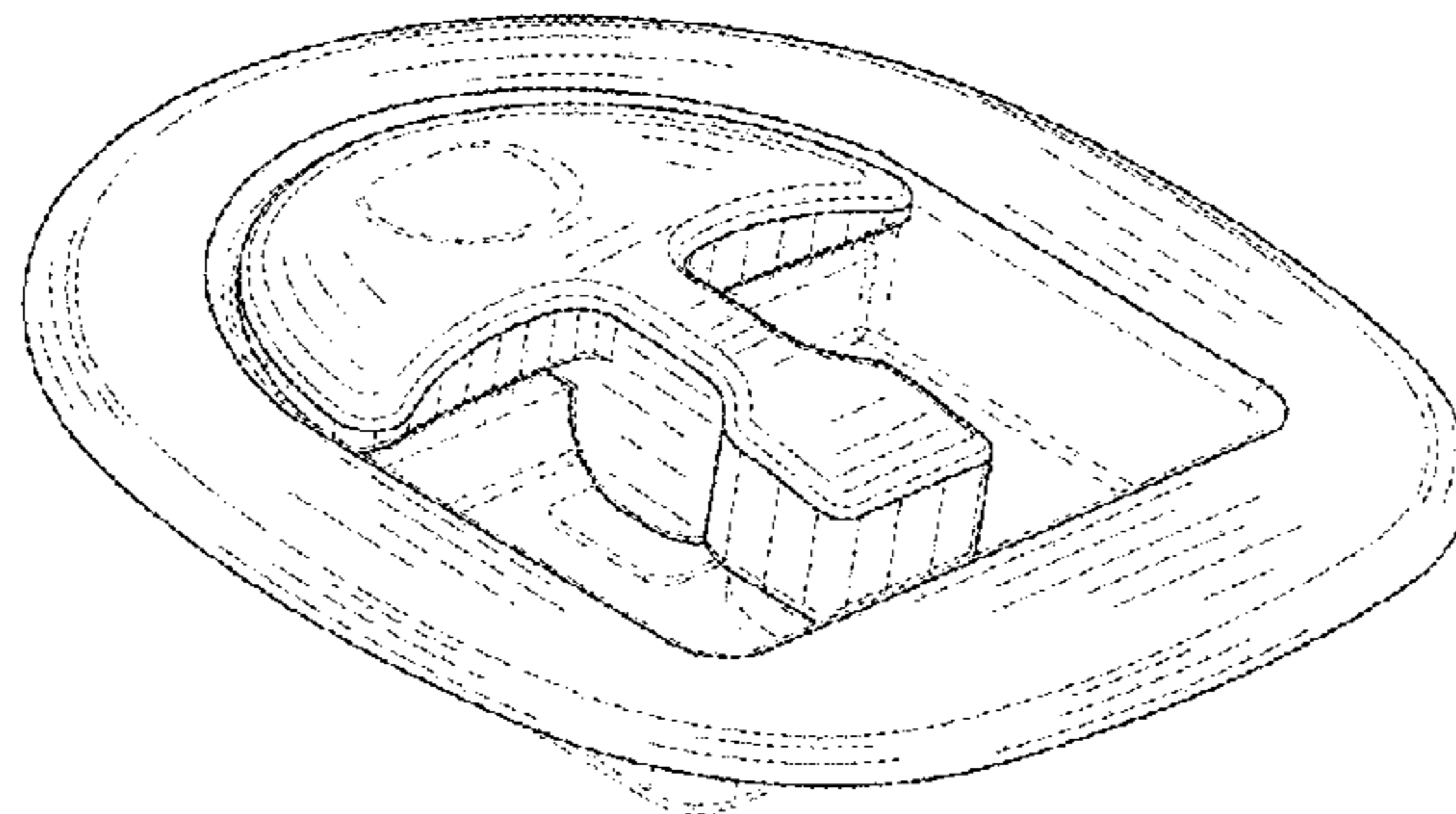
The ornamental design for a padlockable folding T-handle, as shown and described.

DESCRIPTION

FIG. 1 is a top left perspective view of a padlockable folding T-handle showing my new design.
FIG. 2 is a bottom left perspective view of the padlockable folding T-handle of FIG. 1.
FIG. 3 is a top view of the padlockable folding T-handle of FIG. 1.
FIG. 4 is a front view of the padlockable folding T-handle of FIG. 1.
FIG. 5 is a rear view of the padlockable folding T-handle of FIG. 1.
FIG. 6 is a left side view of the padlockable folding T-handle of FIG. 1; and,
FIG. 7 is a right side view of the padlockable folding T-handle of FIG. 1.
The features shown in dashed lines form no part of the design and are not claimed.

1 Claim, 3 Drawing Sheets

(56) **References Cited**
U.S. PATENT DOCUMENTS
4,706,478 A * 11/1987 Swan E05B 5/00
292/336.3
D390,443 S * 2/1998 Zenner D8/306
D442,844 S * 5/2001 Mirick D8/301



(56)

References Cited

U.S. PATENT DOCUMENTS

D773,921 S * 12/2016 Weiss D8/331
2003/0111848 A1 * 6/2003 Hansen E05B 1/0092
292/336.3

* cited by examiner

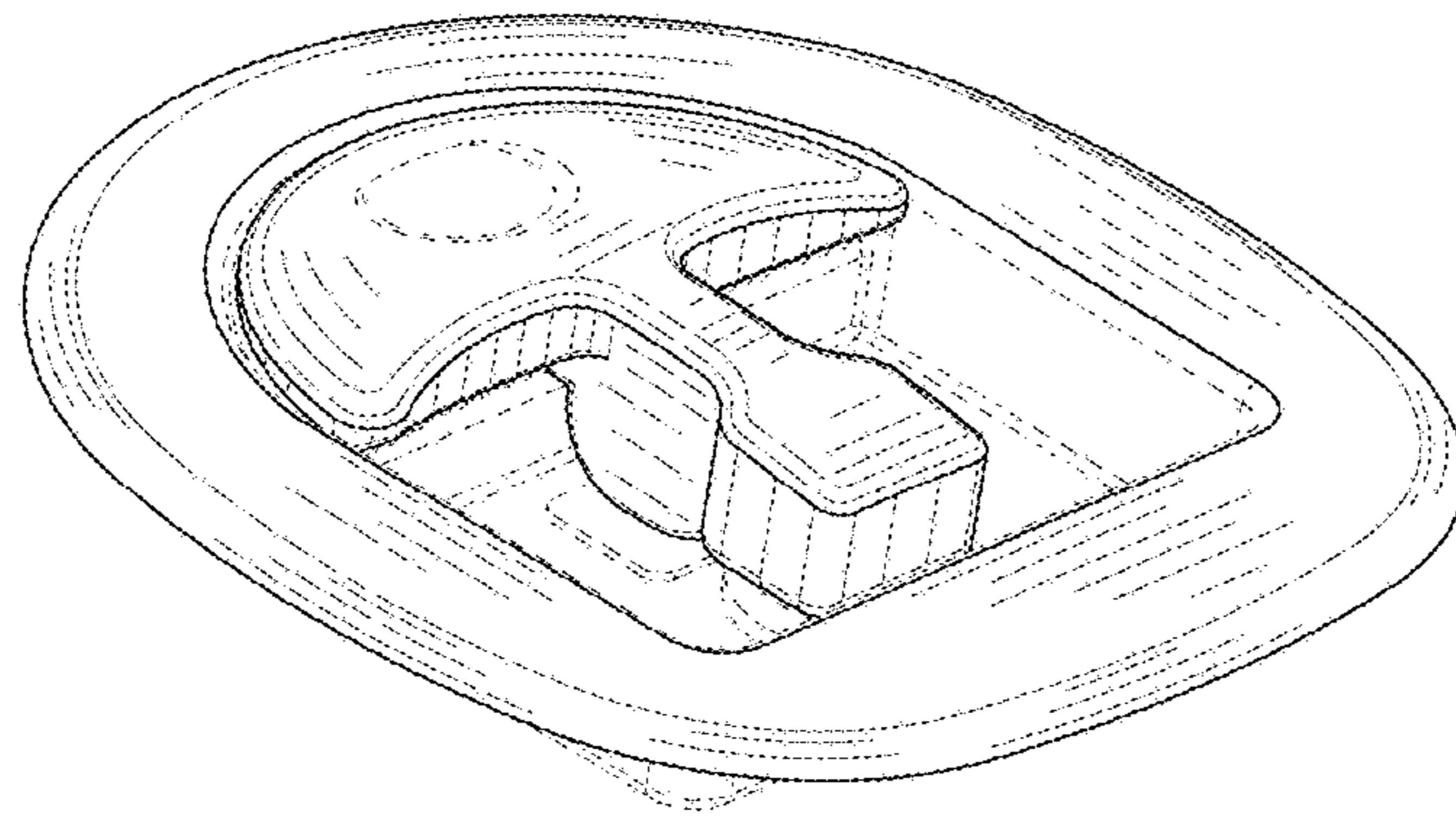


FIG. 1

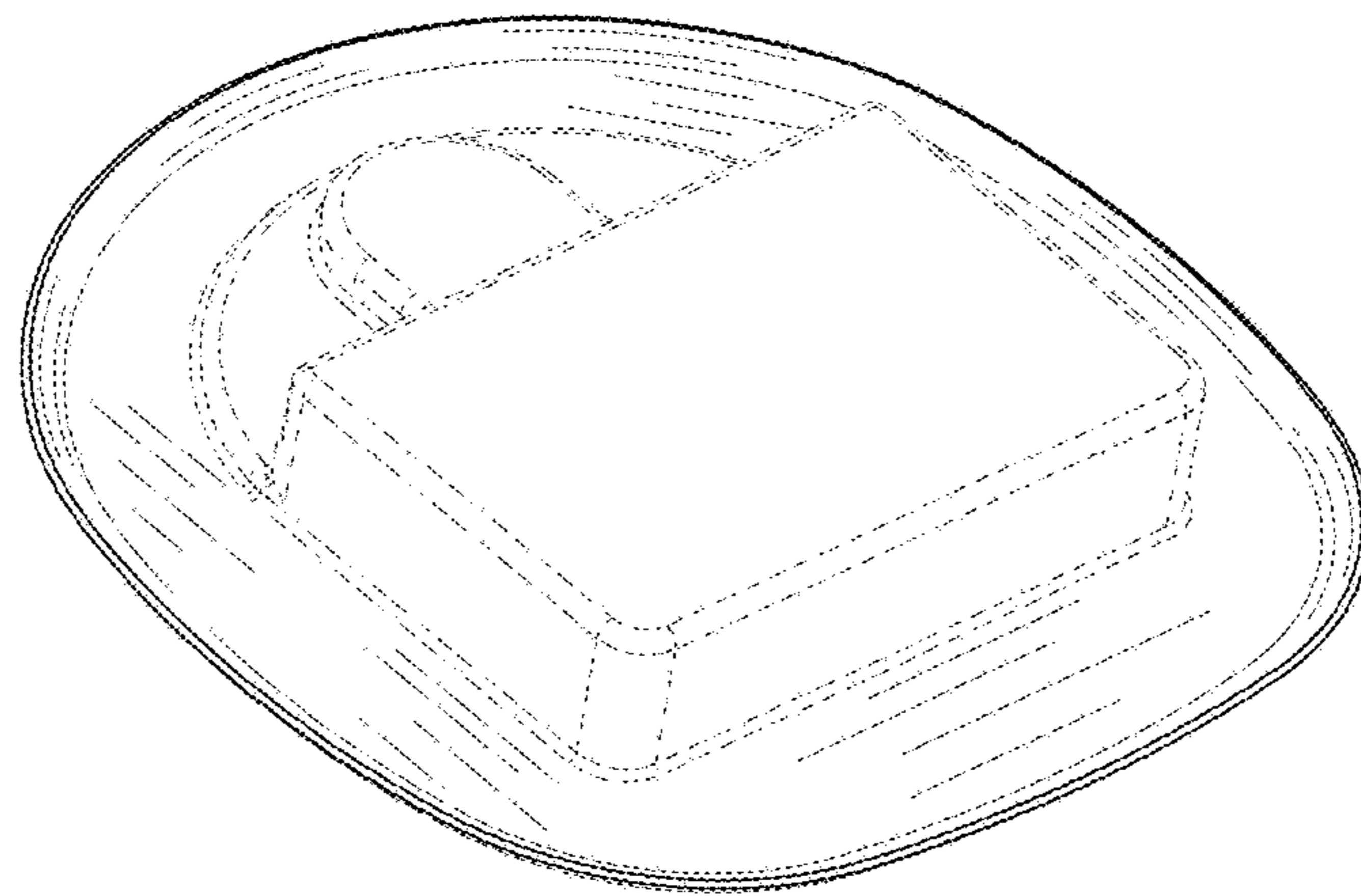


FIG. 2

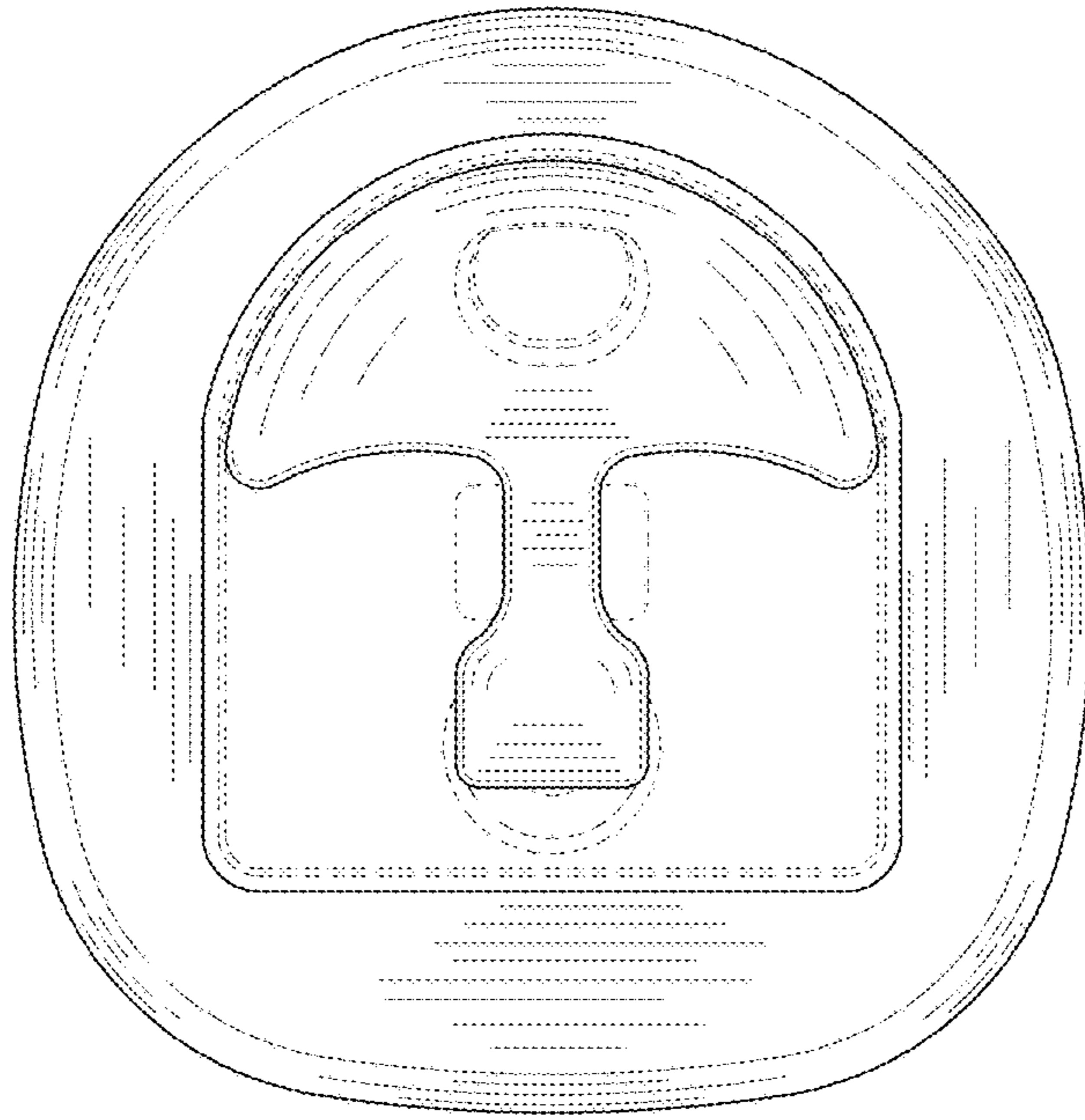


FIG. 3

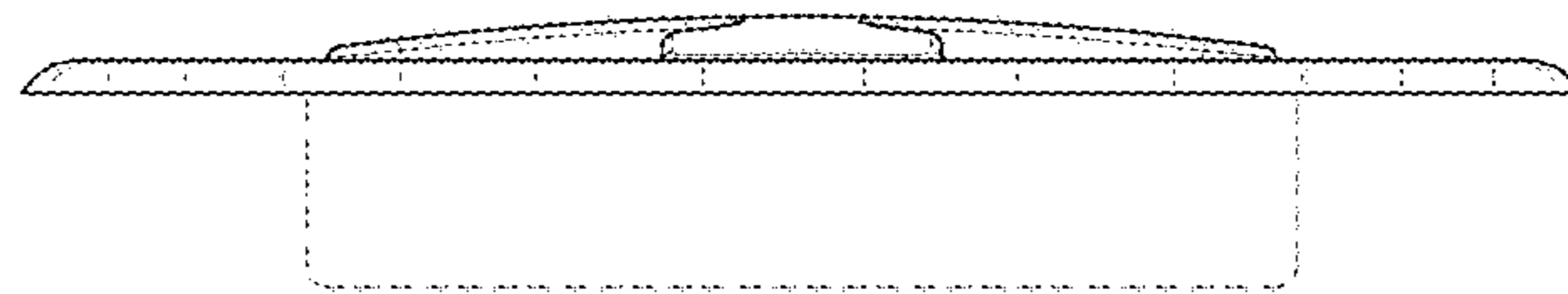


FIG. 4




FIG. 5




FIG. 6

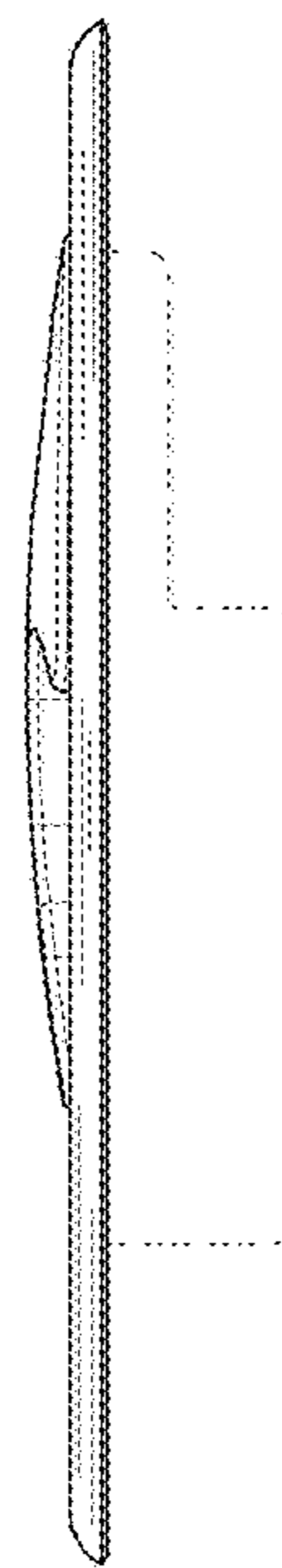


FIG. 7