



US00D838570S

(12) **United States Design Patent** (10) **Patent No.:** **US D838,570 S**
Jang (45) **Date of Patent:** **** Jan. 22, 2019**

(54) **ACCESSORY REMOVER FOR MOBILE TELEPHONE**

(56) **References Cited**

(71) Applicant: **AAUXX KOREA CO., LTD.**, Seoul (KR)

(72) Inventor: **Jintae Jang**, Seoul (KR)

(73) Assignee: **AAUXX KOREA CO., LTD.**, Seoul (KR)

(**) Term: **15 Years**

(21) Appl. No.: **35/504,354**

(22) Filed: **Jul. 24, 2017**

(80) **Hague Agreement Data**

Int. Filing Date: **Jul. 24, 2017**

Int. Reg. No.: **DM/098292**

Int. Reg. Date: **Jul. 24, 2017**

Int. Reg. Pub. Date: **Jan. 26, 2018**

(51) **LOC (11) Cl.** **08-05**

(52) **U.S. Cl.**
USPC **D8/89**

(58) **Field of Classification Search**
USPC D14/217; D8/40, 47, 48, 88, 89
CPC B66F 15/00; B25C 11/00
See application file for complete search history.

U.S. PATENT DOCUMENTS

D339,968 S *	10/1993	Shy	D8/40
D363,863 S *	11/1995	Tipp	D8/18
D553,458 S *	10/2007	Hood	D8/40
D600,084 S *	9/2009	Hbaidu	D27/195
D624,384 S *	9/2010	Su	D8/89
D719,429 S *	12/2014	Gillogly	D8/89
D751,364 S *	3/2016	Miller	D8/48
D756,184 S *	5/2016	Salazar	D8/40
D807,133 S *	1/2018	Tunney	D8/40

* cited by examiner

Primary Examiner — Michael A. Pratt
(74) *Attorney, Agent, or Firm* — Revolution IP, PLLC

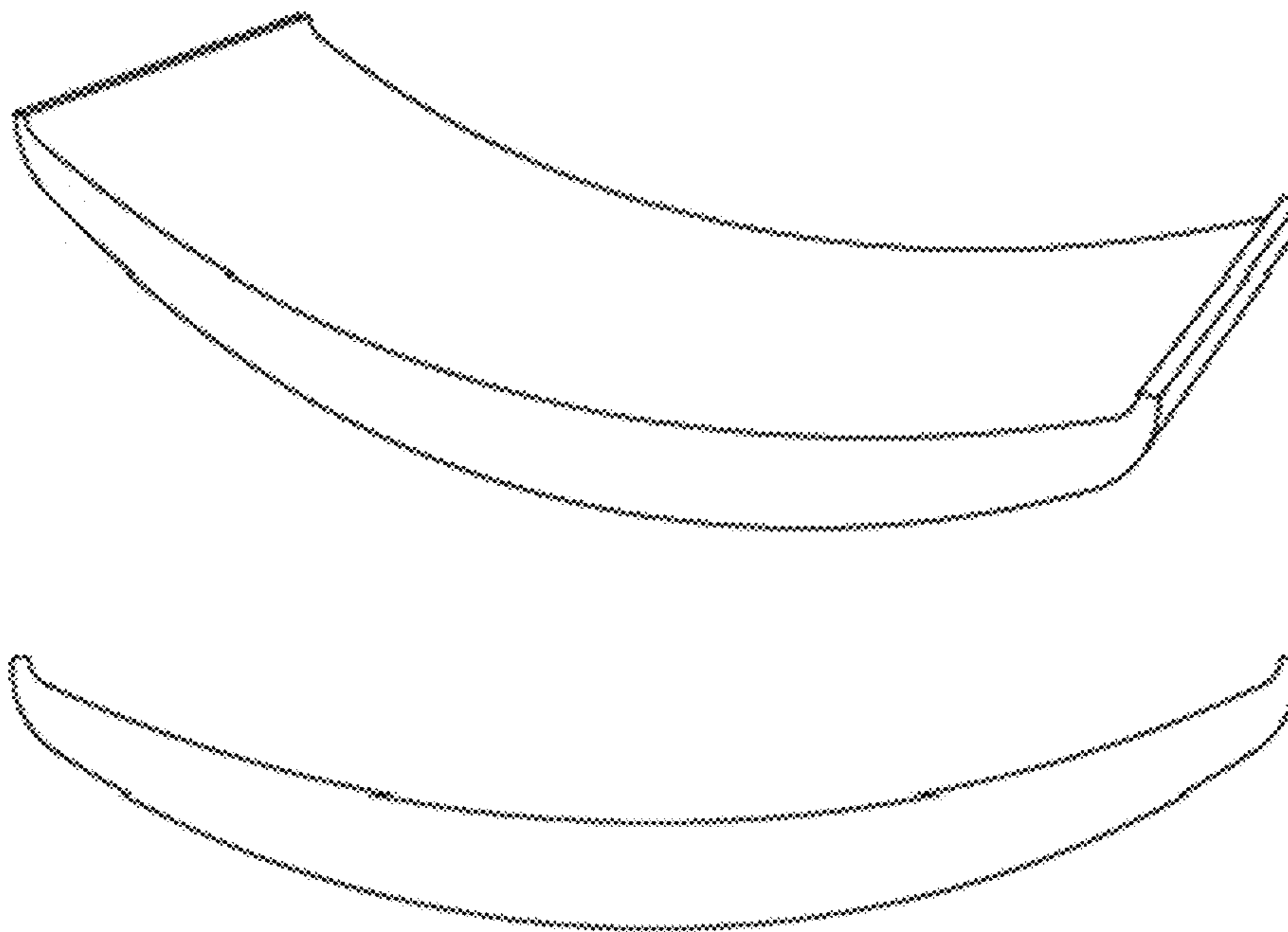
(57) **CLAIM**

The ornamental design for an accessory remover for mobile telephone, as shown and described.

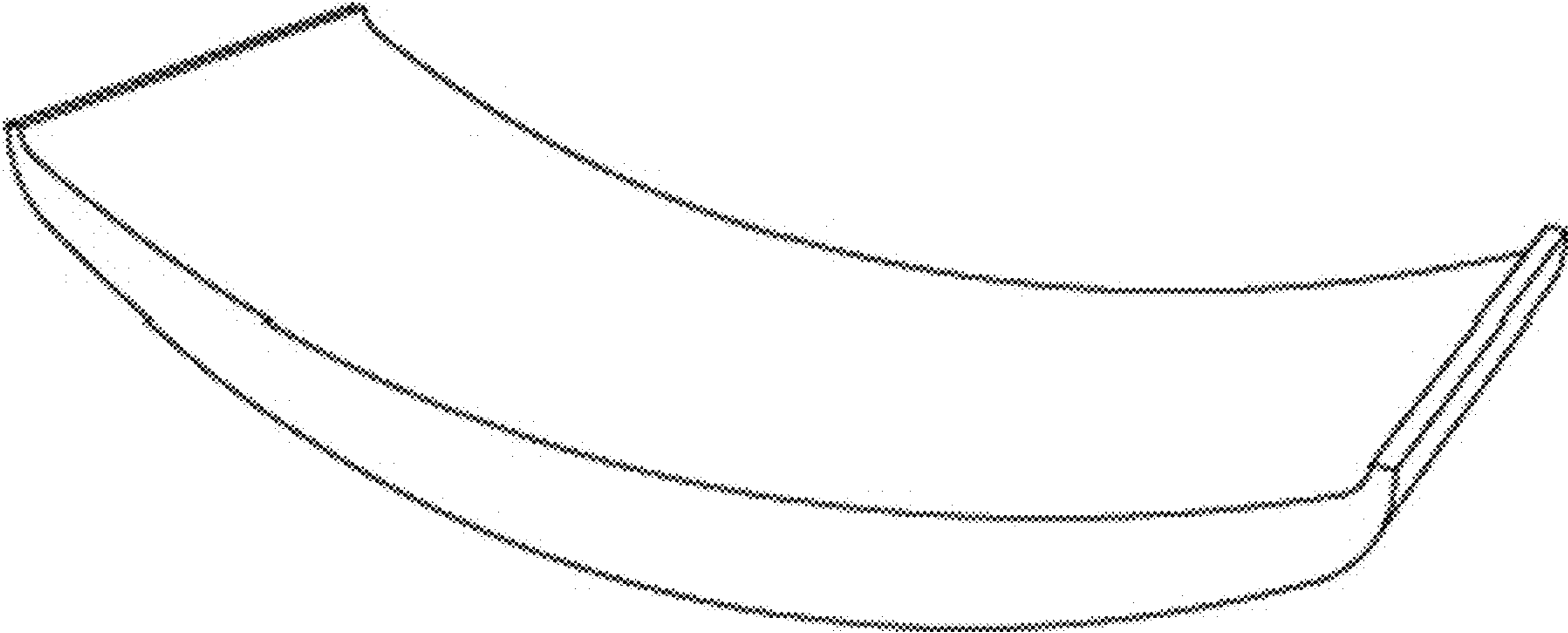
DESCRIPTION

1. Accessory remover for mobile telephone
 - 1.1 : Perspective
 - 1.2 : Front
 - 1.3 : Back
 - 1.4 : Top
 - 1.5 : Bottom
 - 1.6 : Left
 - 1.7 : Right

1 Claim, 7 Drawing Sheets



1.1




1.2



1.3



1.4



1.5



1.6



1.7

