



US00D838550S

(12) **United States Design Patent**
Kerr et al.

(10) **Patent No.:** **US D838,550 S**

(45) **Date of Patent:** **** *Jan. 22, 2019**

- (54) **DISH**
- (71) Applicants: **Peter Kerr**, Seattle, WA (US); **Yang Tianle**, Zhongshan (CN); **Zeng Yibao**, Zhongshan (CN)
- (72) Inventors: **Peter Kerr**, Seattle, WA (US); **Yang Tianle**, Zhongshan (CN); **Zeng Yibao**, Zhongshan (CN)
- (*) Notice: This patent is subject to a terminal disclaimer.
- (**) Term: **15 Years**
- (21) Appl. No.: **29/603,454**
- (22) Filed: **May 10, 2017**
- (51) **LOC (11) Cl.** **07-01**
- (52) **U.S. Cl.**
USPC **D7/554.2**
- (58) **Field of Classification Search**
USPC D7/550.1, 553.6, 553.7, 554.2, 554.4;
D6/672, 677; D9/755, 761
CPC B65D 1/00; B65D 1/34; B65D 21/0209;
A47G 19/02; A47G 23/0608
See application file for complete search history.

D384,554 S	10/1997	Ancona et al.	
D386,358 S	11/1997	Pfeilsticker	
D404,257 S	1/1999	Indekeu	
D404,258 S	1/1999	Indekeu	
D404,614 S	1/1999	Indekeu	
D409,448 S	5/1999	Hudson, Jr. et al.	
D415,391 S	10/1999	Henry	
D415,932 S	11/1999	Cornelissen	
D416,445 S	11/1999	Henry	
6,021,914 A	2/2000	Schmidt	
D424,757 S *	5/2000	Cooper	D30/129
D431,421 S	10/2000	Liu	
6,199,715 B1	3/2001	Hayes et al.	
D444,676 S	7/2001	Murphy	
D459,841 S *	7/2002	Ross	D30/129
D465,884 S *	11/2002	Ross	D30/129
D472,021 S *	3/2003	Northrop	D30/129
D494,817 S	8/2004	Rutter	
D495,562 S	9/2004	Lee	
D496,829 S	10/2004	Guzzini	
D497,774 S	11/2004	Smith	

(Continued)

Primary Examiner — Kelley A Donnelly
(74) *Attorney, Agent, or Firm* — Michael J. Feigin, Esq.;
Feigin and Fridman

(57) **CLAIM**

The ornamental design for a dish, as shown and described.

DESCRIPTION

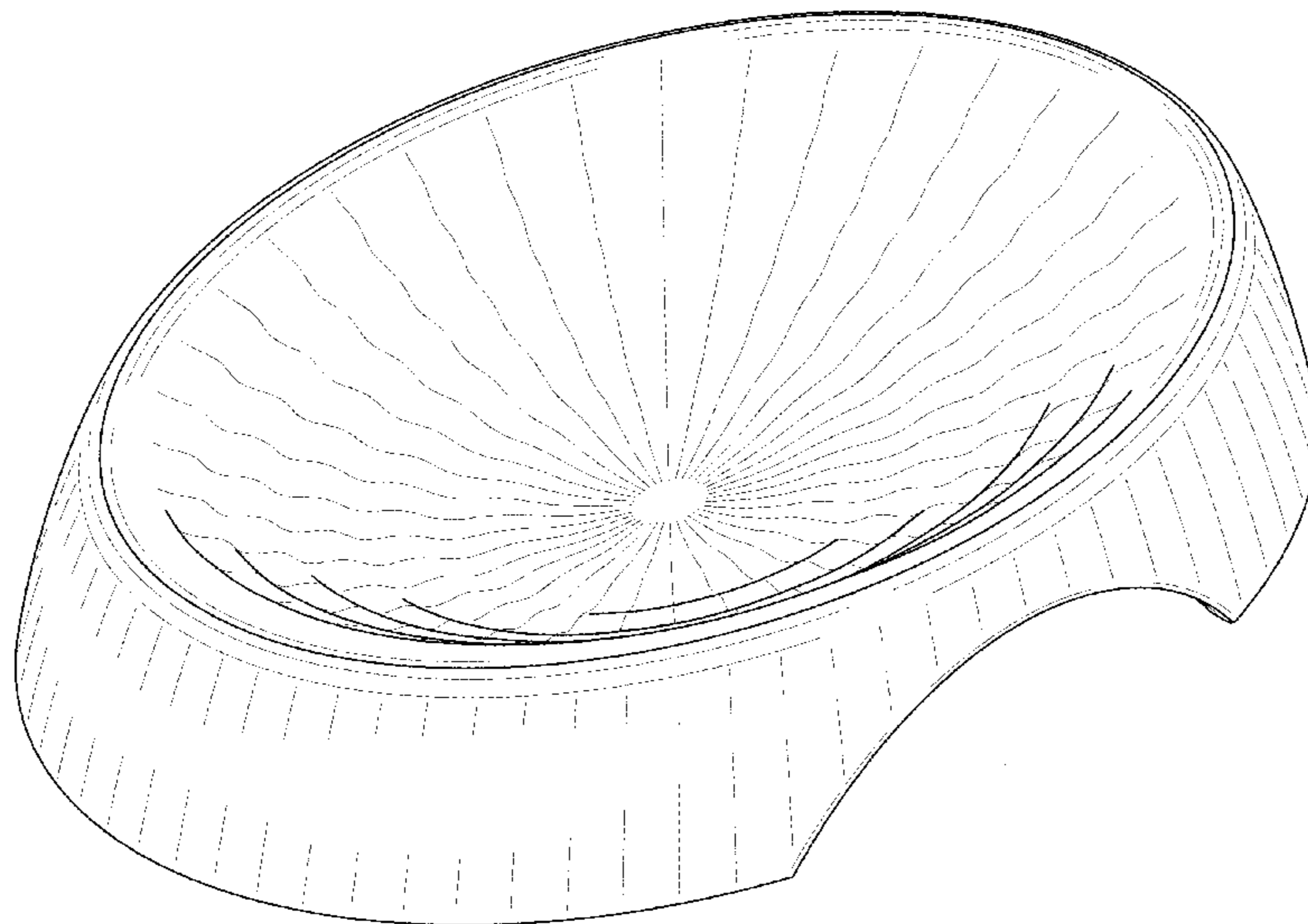
FIG. 1 shows a top and side perspective view of a tray.
FIG. 2 shows a bottom and side perspective view thereof.
FIG. 3 shows a top plan view thereof.
FIG. 4 shows a bottom plan view thereof.
FIG. 5 shows a first side view thereof.
FIG. 6 shows a second side view thereof.
FIG. 7 shows a third side view thereof, the reverse side being a mirror image thereof; and,
FIG. 8 shows a cross section thereof along section line 8-8 of FIG. 3. CLAIMS

1 Claim, 6 Drawing Sheets

(56) **References Cited**

U.S. PATENT DOCUMENTS

D279,067 S	6/1985	Kuster	
D304,658 S	11/1989	Mattei	
5,085,391 A	2/1992	Berger et al.	
D335,795 S	5/1993	Conti	
D352,139 S *	11/1994	King	D30/130
5,429,231 A	7/1995	McSpadden	
D362,787 S	10/1995	Burke	
D367,587 S	3/1996	Perlmutter et al.	
D373,052 S	8/1996	Di Biase	
D376,295 S	12/1996	Ahern, Jr. et al.	
D381,472 S	7/1997	Catalano et al.	



(56)

References Cited

U.S. PATENT DOCUMENTS

D498,980	S	11/2004	Smith	
D499,936	S	12/2004	Wiedmeyer	
D504,196	S *	4/2005	Huthmaker	D30/129
D504,279	S	4/2005	Molina	
D504,282	S	4/2005	McMullin	
D508,823	S	8/2005	Vendl	
D508,824	S	8/2005	Vendl	
D522,808	S	6/2006	Czebiniak	
D523,185	S	6/2006	Oliphant	
D526,163	S	8/2006	Hayes et al.	
D533,031	S	12/2006	Hayes et al.	
D545,127	S	6/2007	Fife	
D547,119	S	7/2007	Robinson	
D552,934	S	10/2007	Dulaney	
D596,464	S	7/2009	Holcomb et al.	
D618,511	S	6/2010	Lugacy	
D623,019	S	9/2010	Wildman	
D636,945	S *	4/2011	Anderson	D30/129
D653,072	S *	1/2012	Schneider	D7/354
D655,054	S *	2/2012	Lipscomb	A01K 5/0114
				D30/129
D657,187	S *	4/2012	Schneider	D7/354
D669,739	S *	10/2012	Jalet	D7/554.3
D703,393	S *	4/2014	Henley	D30/129
D705,999	S *	5/2014	Hansen	D30/121
D706,494	S *	6/2014	Hansen	D30/121
D738,165	S *	9/2015	Liu	D7/586
D738,720	S *	9/2015	Yang	D9/428
D748,946	S *	2/2016	Wirth, Jr.	D7/584
D749,366	S *	2/2016	Wirth, Jr.	D7/584
D755,017	S	5/2016	Piechocinski	
D756,042	S *	5/2016	Kulesus	D30/129

* cited by examiner

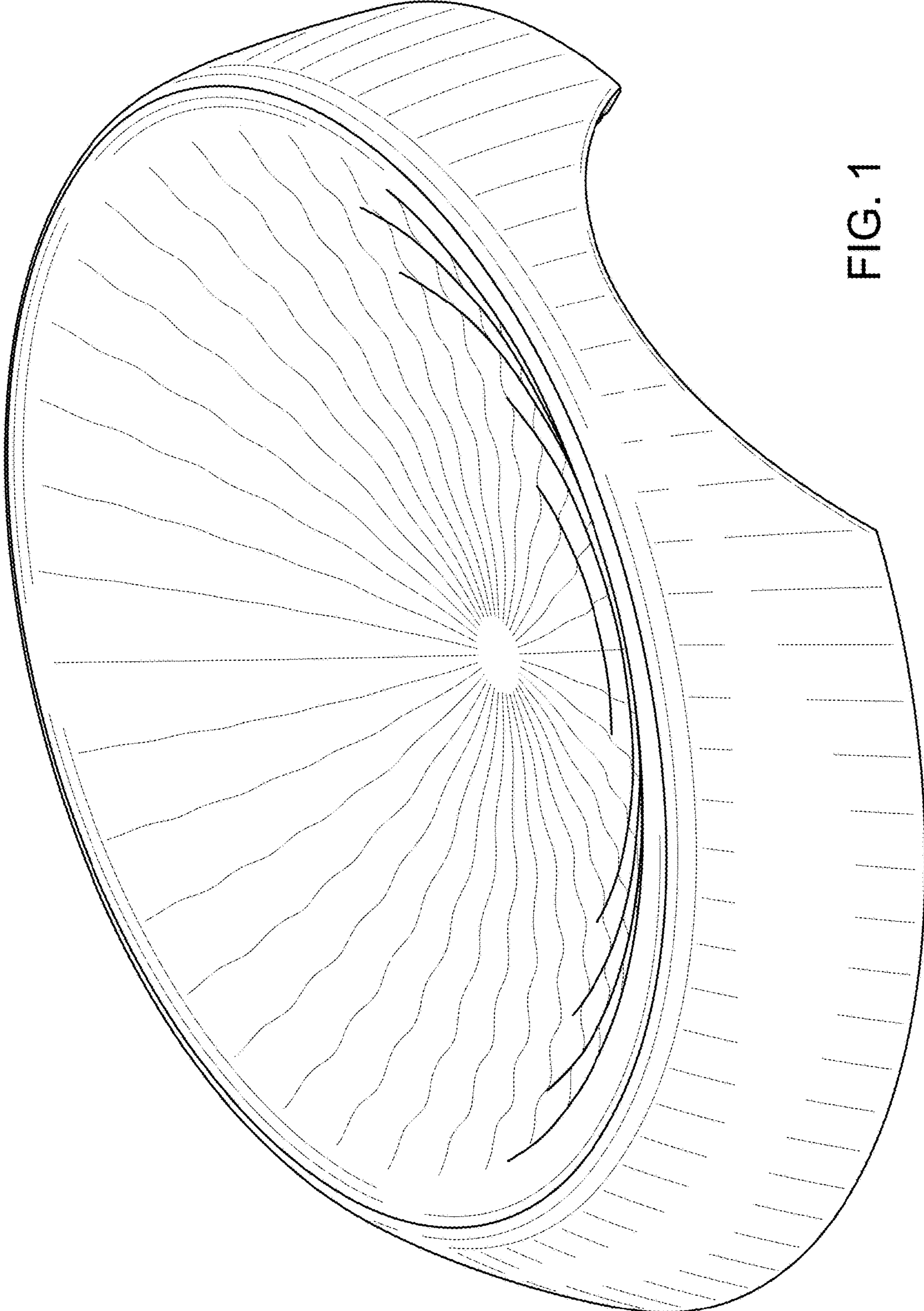


FIG. 1

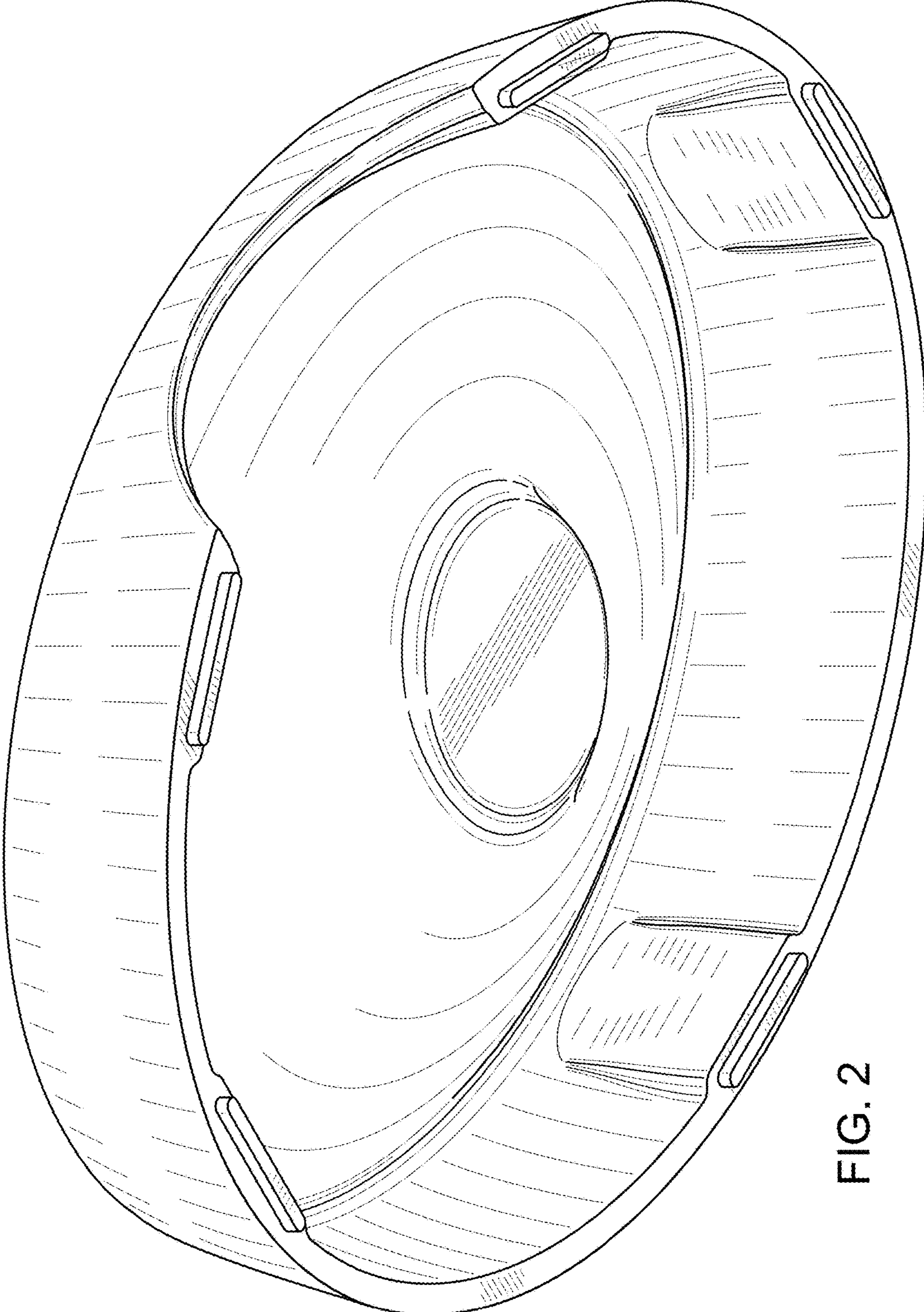


FIG. 2

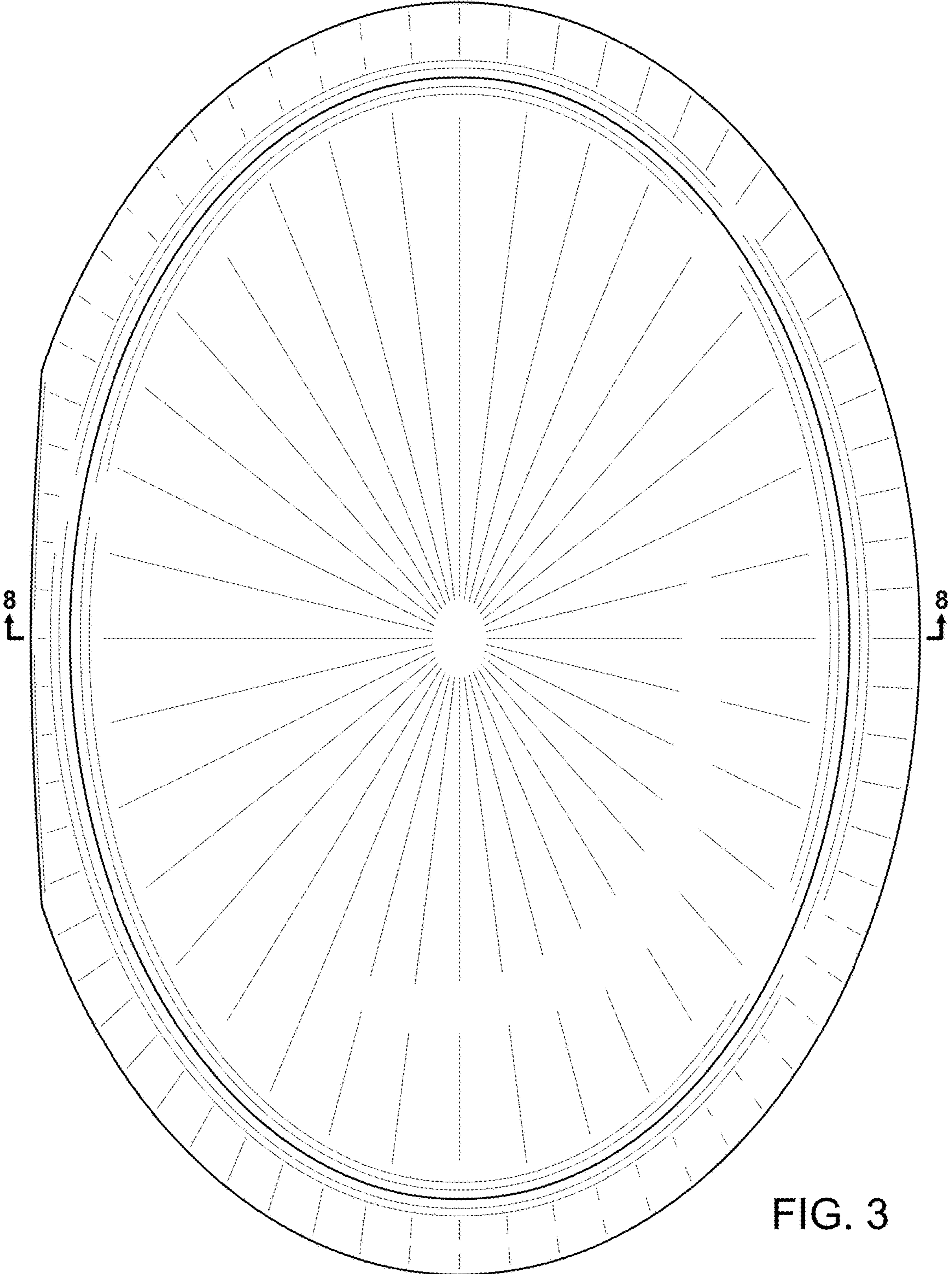


FIG. 3

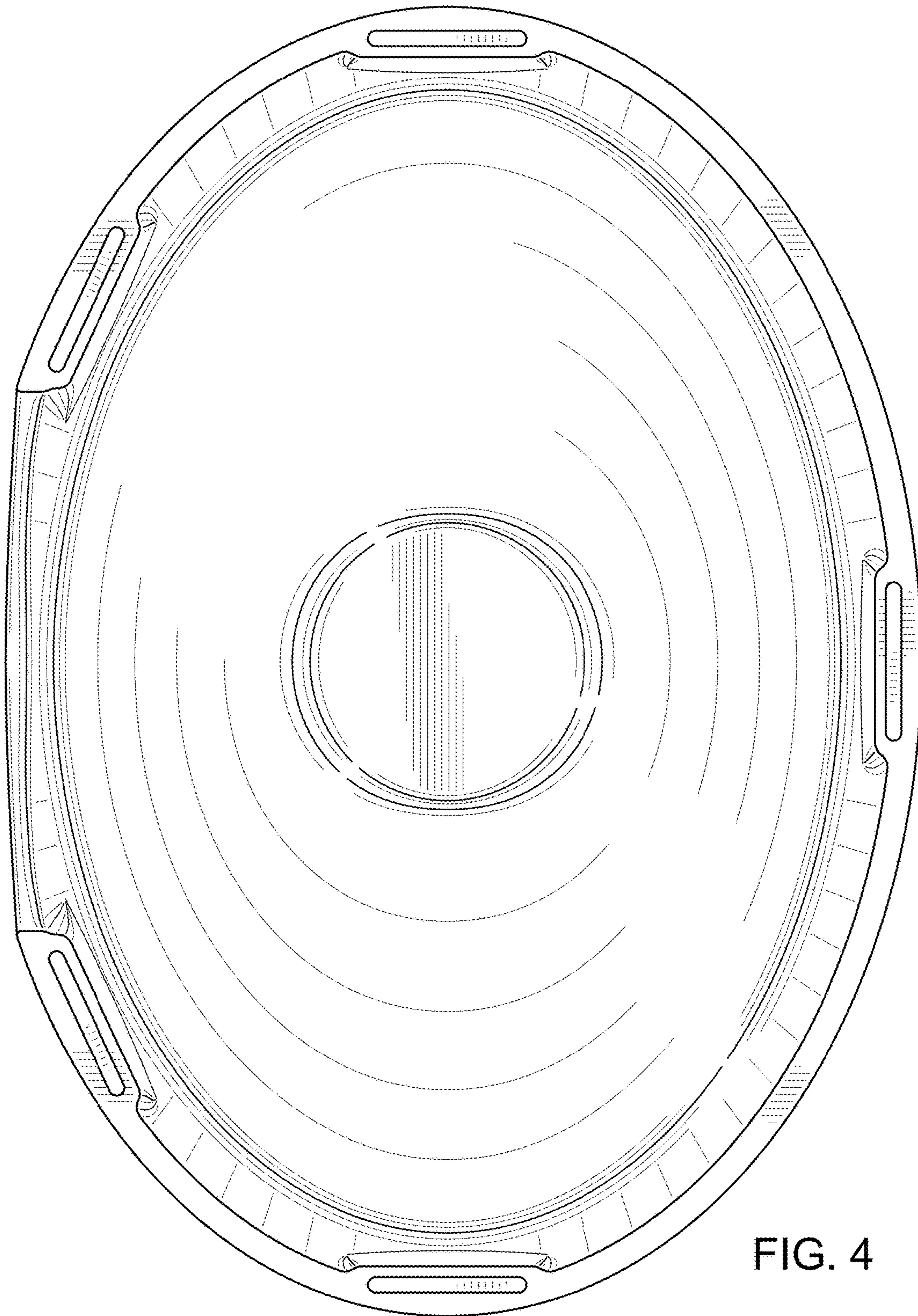


FIG. 4

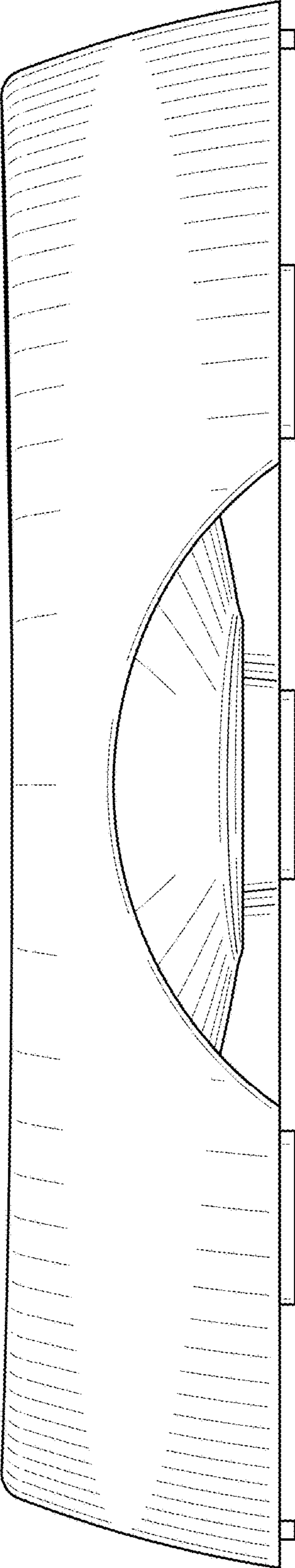


FIG. 5

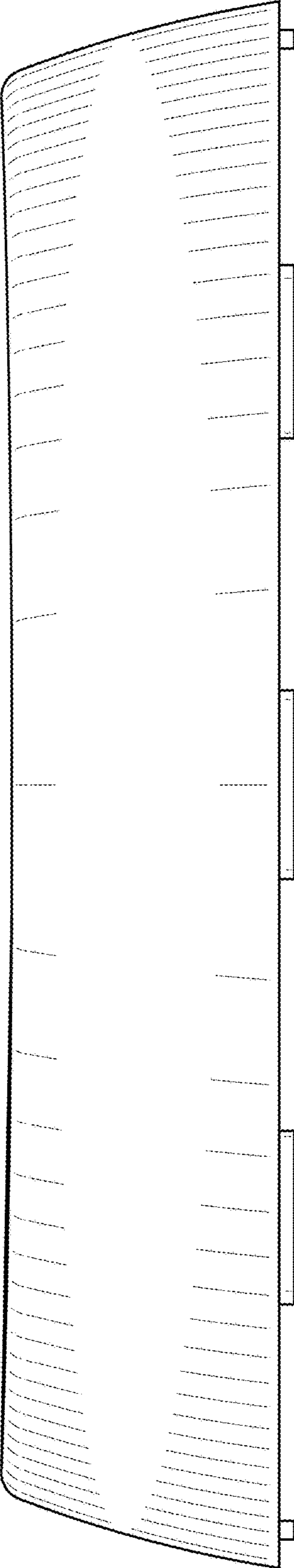


FIG. 6

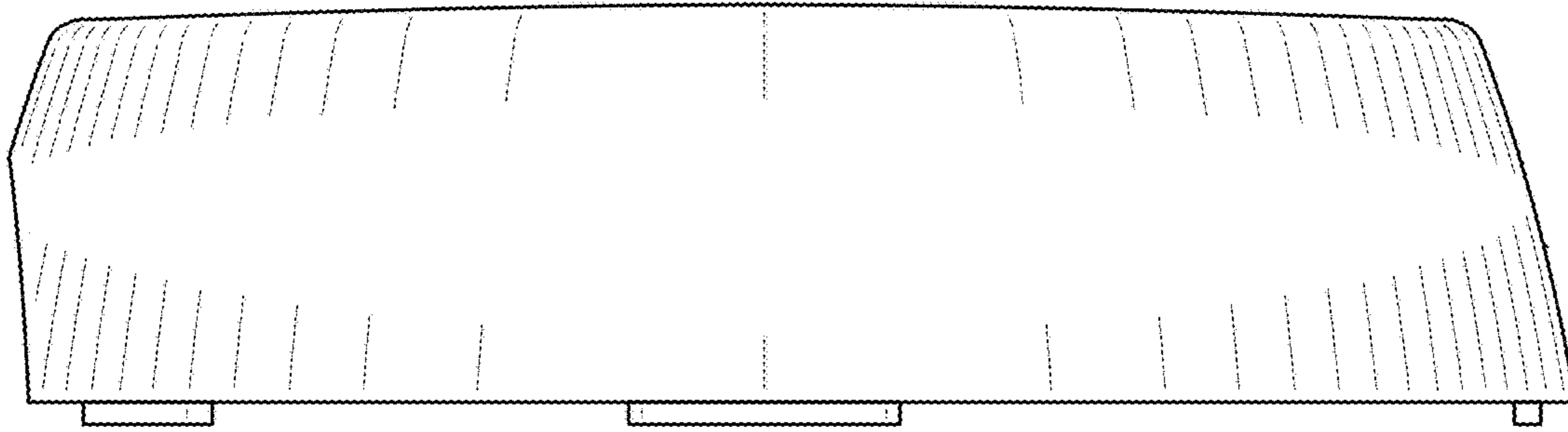


FIG. 7

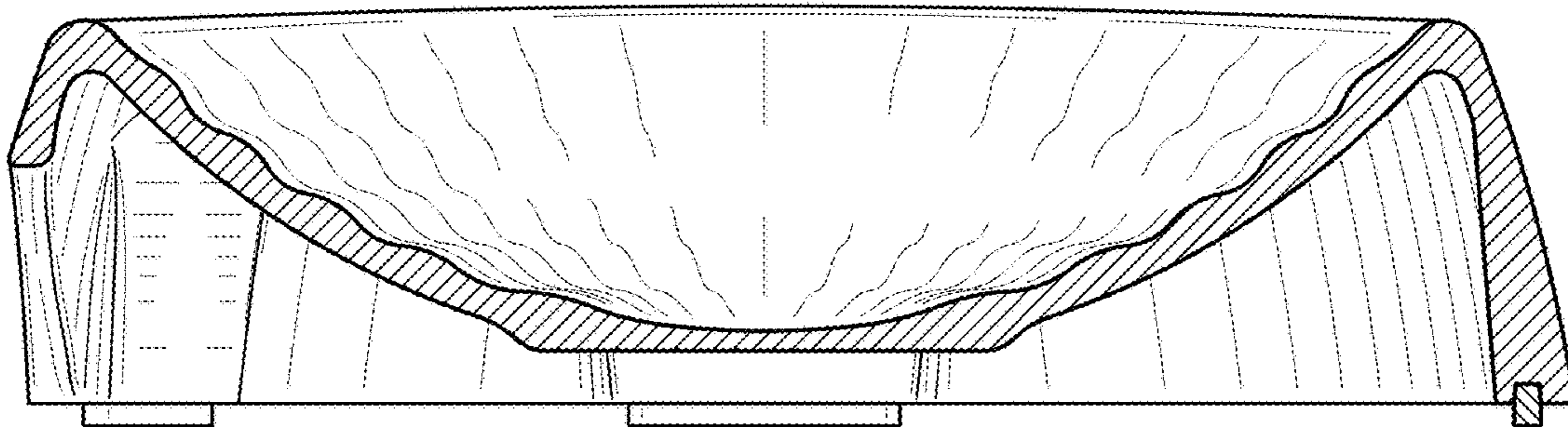


FIG. 8