



US00D838513S

(12) **United States Design Patent**
Davis et al.

(10) **Patent No.:** **US D838,513 S**
(45) **Date of Patent:** **** Jan. 22, 2019**

(54) **PILLOW**

(71) Applicant: **BANYAN LICENSING L.L.C.**,
Charlotte, NC (US)

(72) Inventors: **Edmund Scott Davis**, Clover, SC (US);
Keith Richard Coponi, Davie, FL (US)

(73) Assignee: **BANYAN LICENSING L.L.C.**,
Charlotte, NC (US)

(**) Term: **15 Years**

(21) Appl. No.: **29/576,710**

(22) Filed: **Sep. 6, 2016**

(51) **LOC (11) Cl.** **06-09**

(52) **U.S. Cl.**
USPC **D6/601**

(58) **Field of Classification Search**
USPC D6/596, 601, 374, 380, 716.4;
5/631-633, 636
CPC A47C 7/40; A47C 7/46; A47C 16/005;
A47C 7/021; A47C 7/022; A47G 9/10;
A47G 2009/1018; A47G 9/1036; A47G
9/1063; A47G 9/1081; A47G 9/109
See application file for complete search history.

(56) **References Cited**

U.S. PATENT DOCUMENTS

D263,190 S *	3/1982	Herr	5/636
D285,512 S *	9/1986	Bool	D6/596
D318,203 S *	7/1991	Zaghini	5/636
D319,553 S *	9/1991	Main	D6/601
5,652,981 A *	8/1997	Singer-Leyton	A47C 20/025 5/631
6,226,817 B1 *	5/2001	Rubio	A47G 9/10 5/632

D523,275 S *	6/2006	Hawkins	D6/601
D624,344 S *	9/2010	Kashey	D6/601
D639,101 S *	6/2011	Kalatsky	D6/601
D668,092 S *	10/2012	Davis	D6/601
2009/0211031 A1 *	8/2009	Kloes	A47G 9/10 5/640
2013/0232693 A1 *	9/2013	Myers	A47G 9/10 5/636

* cited by examiner

Primary Examiner — R. Johnson

(74) *Attorney, Agent, or Firm* — Moore & Van Allen
PLLC; Henry B. Ward, III

(57) **CLAIM**

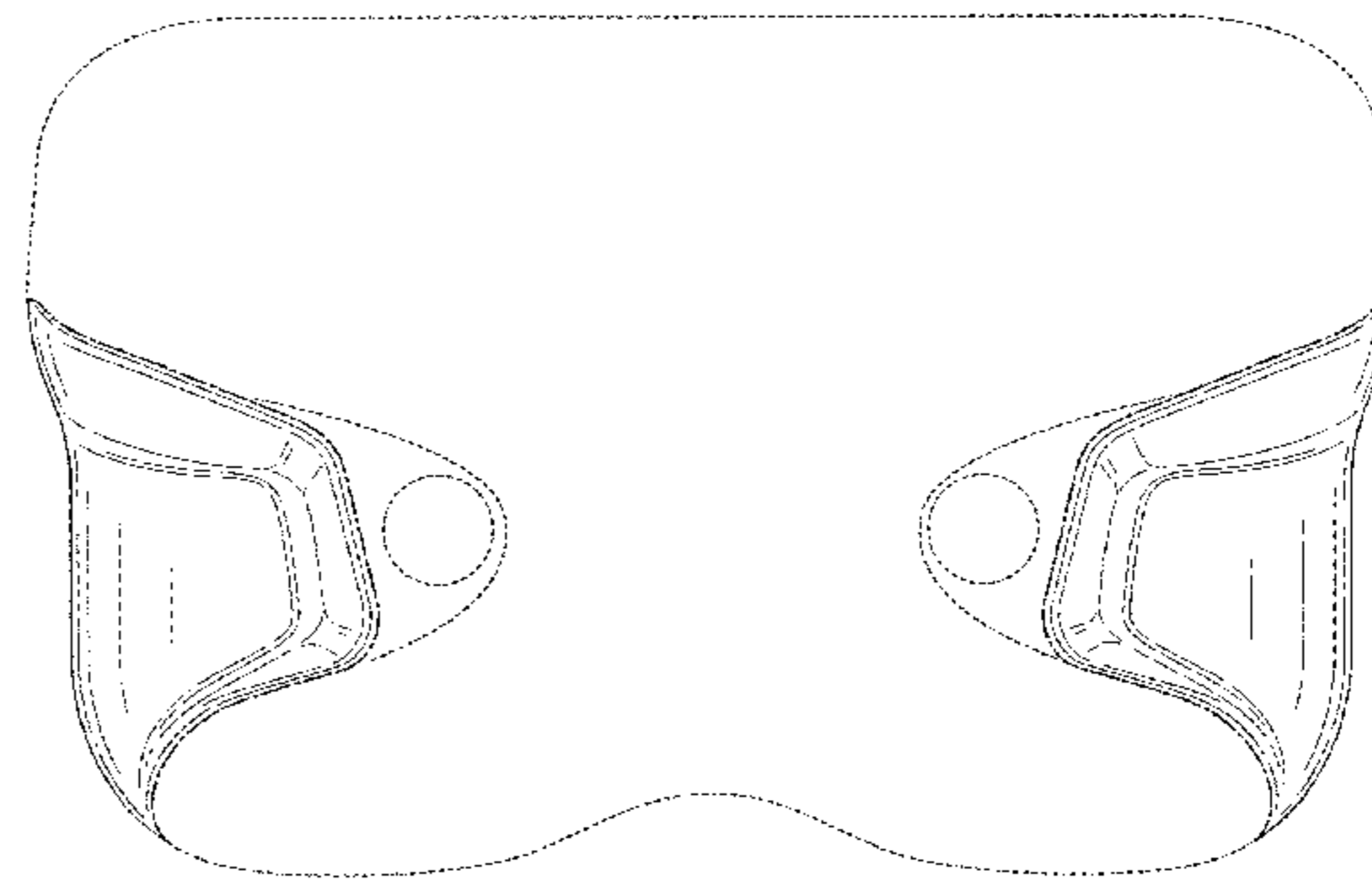
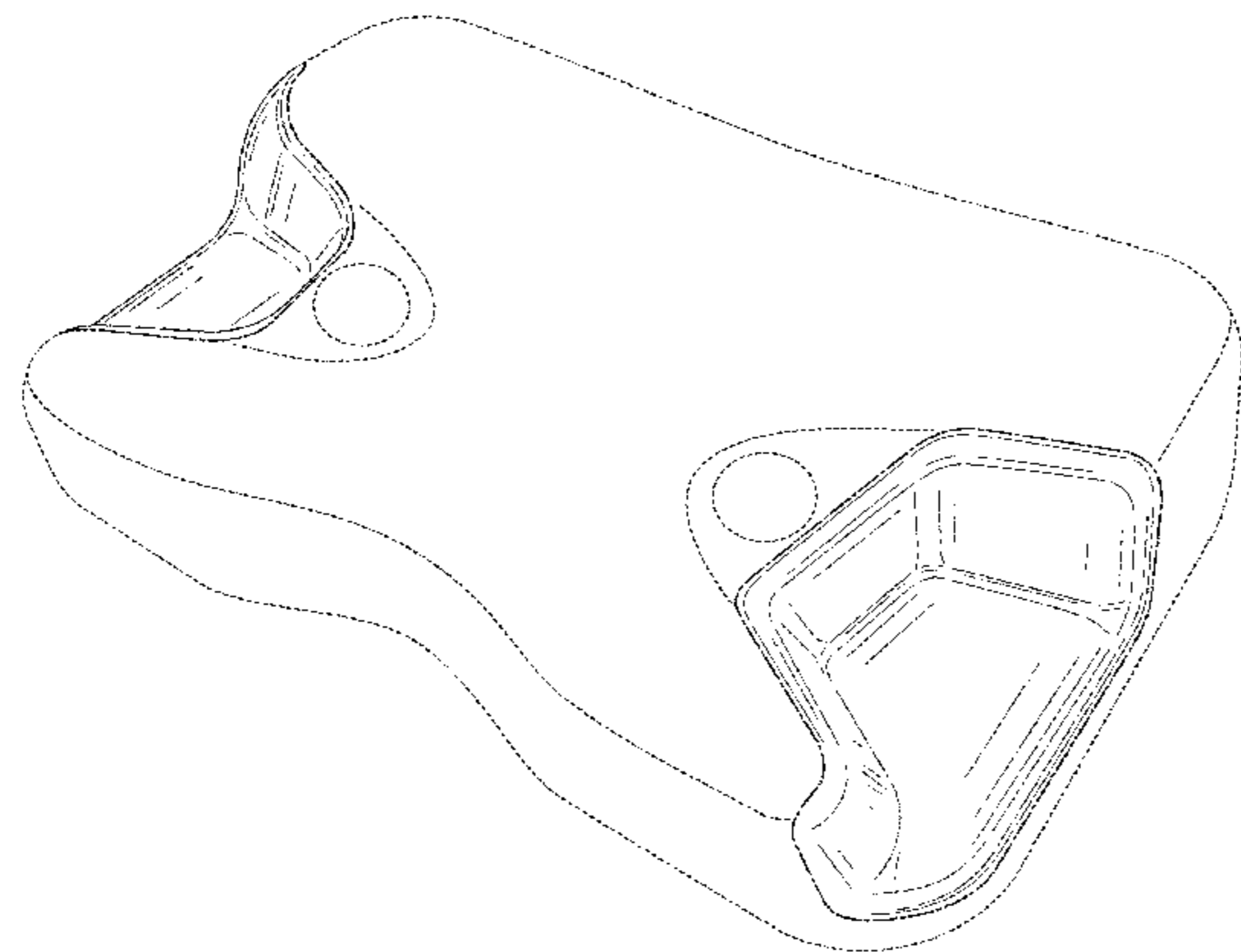
The ornamental design for a pillow, as shown and described.

DESCRIPTION

FIG. 1 is a front, top, and right-side perspective view of a pillow;
FIG. 2 is a front-elevational view thereof;
FIG. 3 is a rear-elevational view thereof;
FIG. 4 is a right-side elevational view thereof;
FIG. 5 is a left-side elevational view thereof;
FIG. 6 is a top-plan view thereof; and,
FIG. 7 is a bottom-plan view thereof.

The evenly spaced broken lines shown in the drawings are for illustrative purposes only and form no part of the claimed design. The dot-dashed broken lines represent the unclaimed boundaries of the design. In addition, the surface shading illustrated in the drawings is provided merely to highlight the contour of the design; it is not intended to be illustrative of texture or gloss.

1 Claim, 6 Drawing Sheets



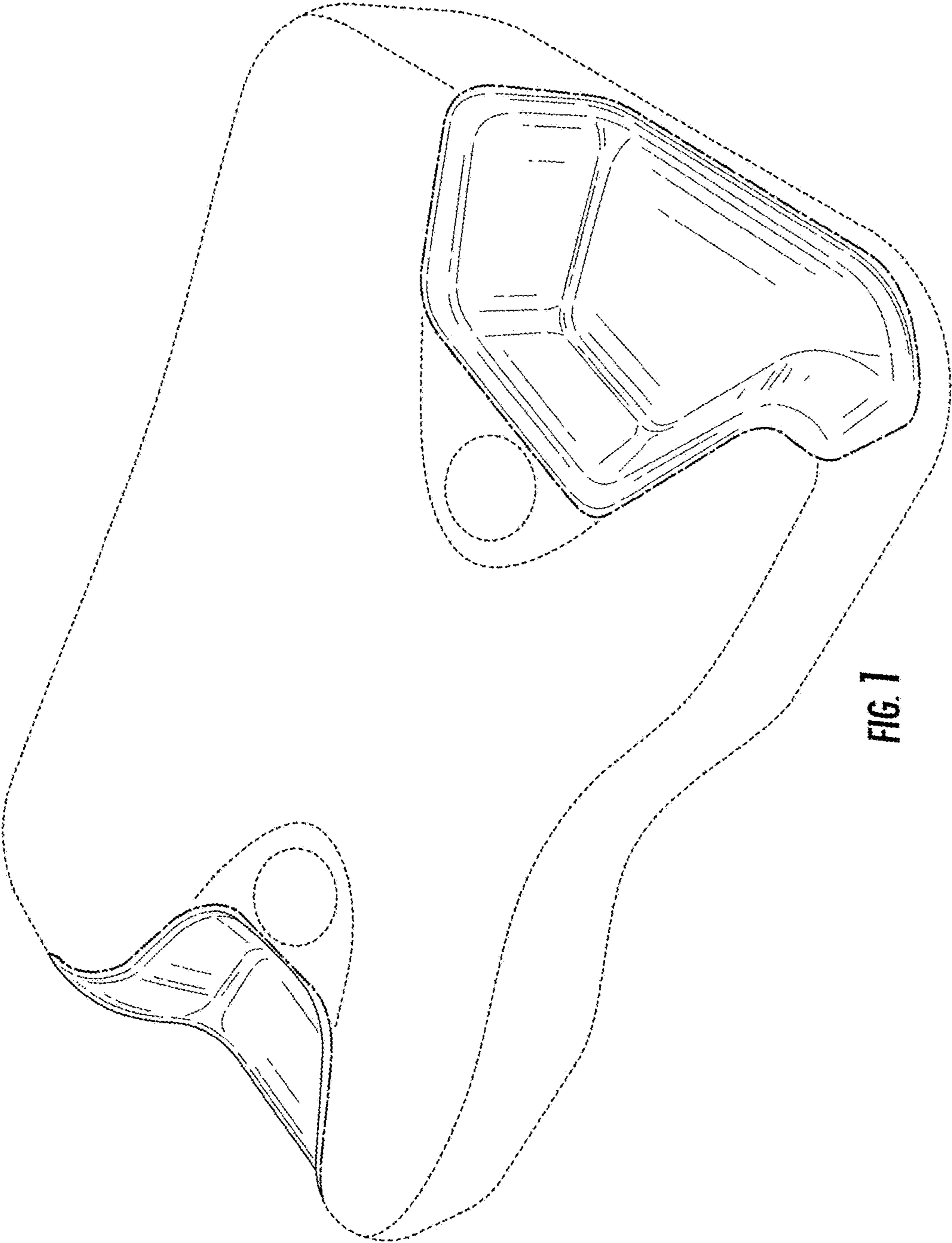


FIG. 1




FIG. 2




FIG. 3

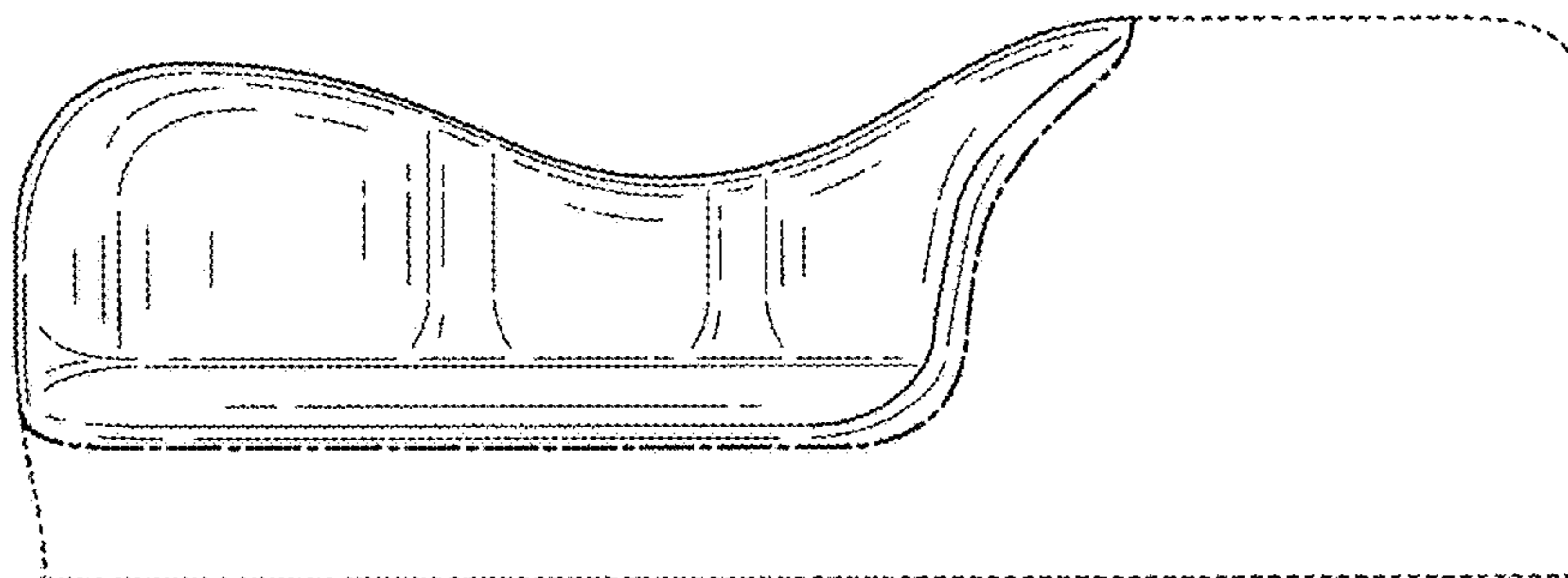


FIG. 4

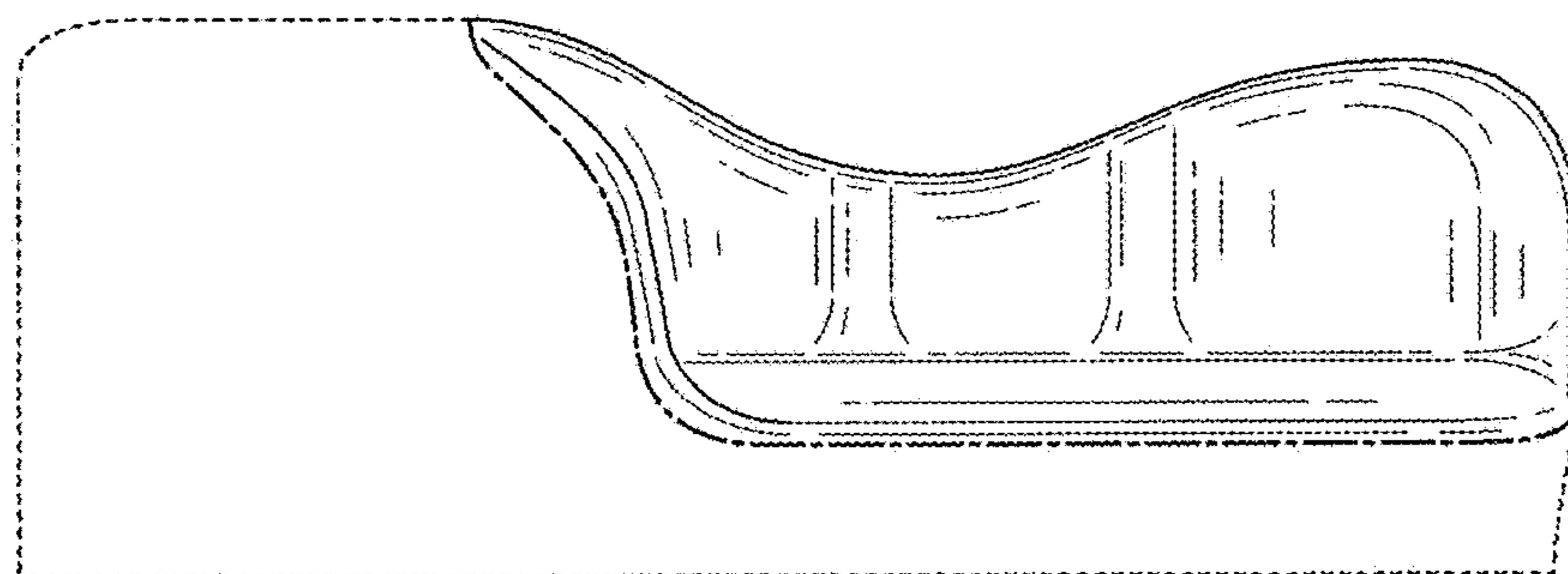


FIG. 5

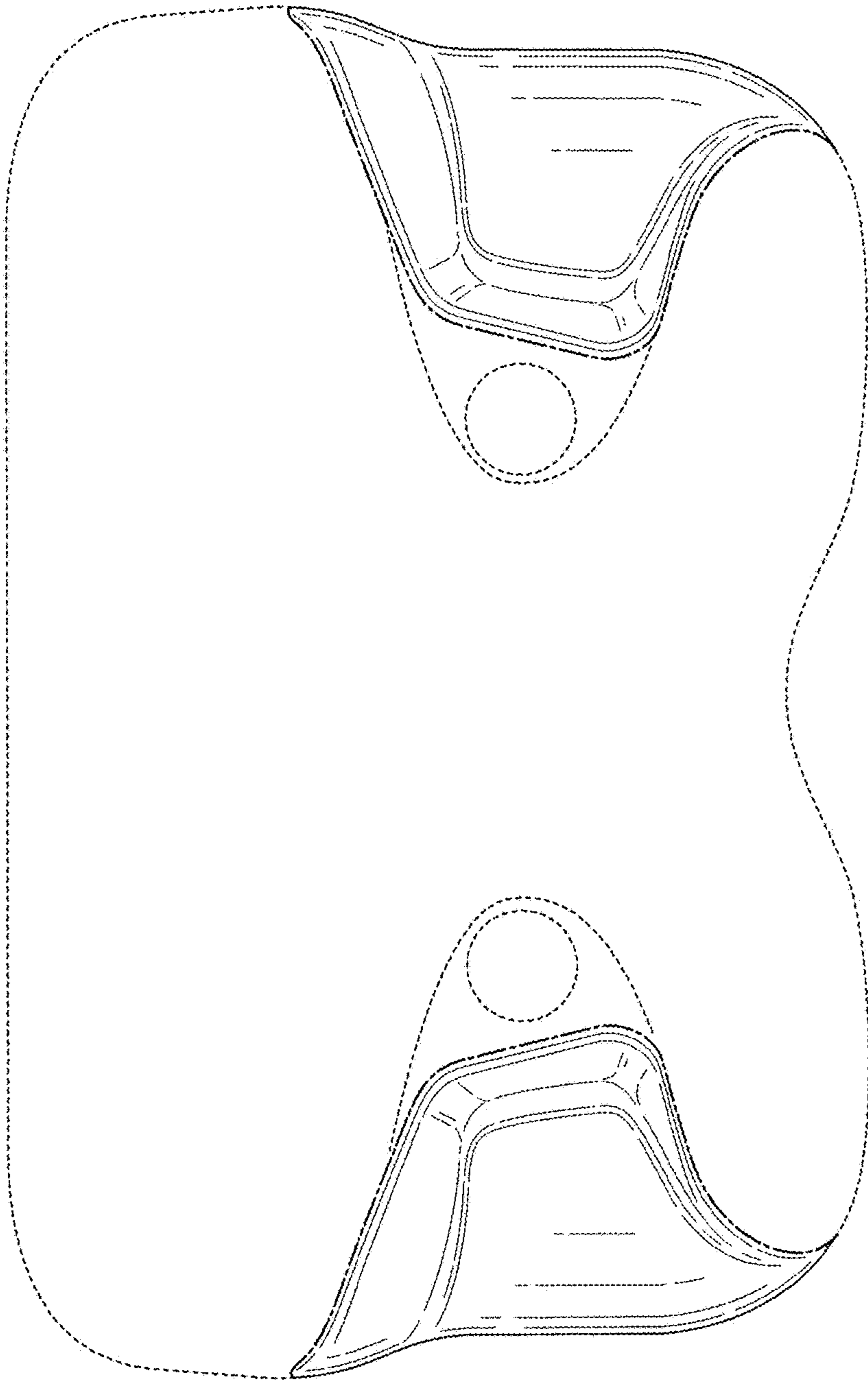


FIG. 6




FIG. 7