



US00D838495S

(12) **United States Design Patent**
Li

(10) **Patent No.:** **US D838,495 S**
(45) **Date of Patent:** **** Jan. 22, 2019**

- (54) **BRUSH**
- (71) Applicant: **J & D Brush Co., LLC**, Hauppauge, NY (US)
- (72) Inventor: **WenXiang Li**, Yangzhou (CN)
- (73) Assignee: **J & D Brush Co., LLC**, Hauppauge, NY (US)
- (**) Term: **15 Years**
- (21) Appl. No.: **29/624,158**
- (22) Filed: **Oct. 30, 2017**
- (51) **LOC (11) Cl.** **04-02**
- (52) **U.S. Cl.**
USPC **D4/134**
- (58) **Field of Classification Search**
USPC D4/114, 115, 116, 117, 121, 122, 123, D4/127, 128, 129, 130, 131, 132, 133, D4/135, 136, 137, 138, 199; D24/211, D24/214, 215; D30/158, 159; D32/61
CPC A46B 5/02; A46B 9/023; A46B 2200/104; A46B 9/028; A46D 1/0253; A46D 1/0284; A46D 1/0238; A45D 44/18
See application file for complete search history.

- (56) **References Cited**
U.S. PATENT DOCUMENTS
D123,430 S * 11/1940 Hertzberg 15/143.1
D194,731 S * 2/1963 Dent D28/25
D197,506 S * 2/1964 Lardenois D4/134
D197,638 S * 3/1964 Lardenois D4/117
3,133,546 A * 5/1964 Dent A45D 24/16
119/612
D208,688 S * 9/1967 Battaglia D4/117
D217,755 S * 6/1970 Schotland D4/134
4,121,314 A * 10/1978 Nathe A46B 7/026
132/129

- 6,044,514 A * 4/2000 Kaneda A46B 3/16
15/110
- 7,913,347 B2 * 3/2011 Wong A46B 5/0054
15/144.1
- D739,660 S * 9/2015 Renette D4/138
- D762,069 S * 7/2016 Renette D4/138
- D783,293 S * 4/2017 Rosenzweig D4/136
- D813,553 S * 3/2018 Ford D4/134
- D825,935 S * 8/2018 Pulfrey D4/134
- 2006/0080799 A1 * 4/2006 Lucente A46D 1/00
15/207.2
- 2015/0342334 A1 * 12/2015 Hickey A46B 9/023
15/160

FOREIGN PATENT DOCUMENTS

- KR 300887413.0000 * 12/2016
- * cited by examiner

Primary Examiner — Karen E Eldridge Powers
(74) *Attorney, Agent, or Firm* — Gloria Tsui-Yip, Esq.;
Gottlieb, Rackman & Reisman, P.C.

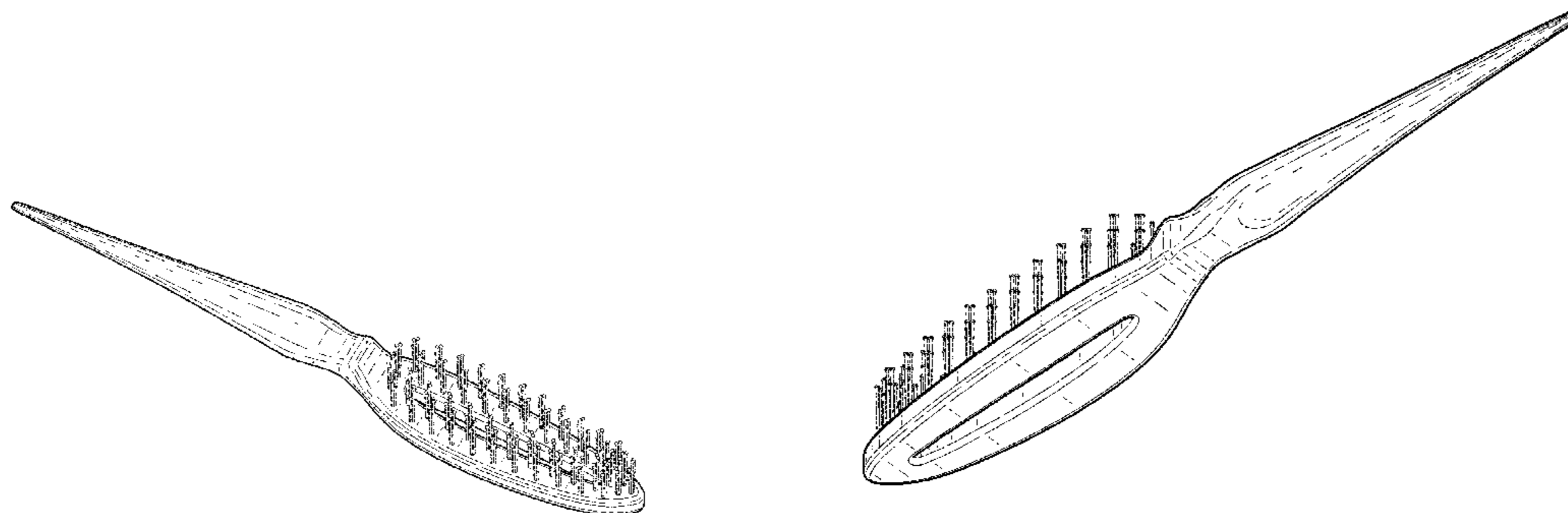
(57) **CLAIM**

The ornamental design for a brush, as shown and described.

DESCRIPTION

FIG. 1 is a front elevational view of my new design;
FIG. 2 is a rear elevational view thereof;
FIG. 3 is a left side elevation view thereof;
FIG. 4 is a right side elevation view thereof;
FIG. 5 is a top plan view thereof;
FIG. 6 is a bottom plan view thereof;
FIG. 7 is a perspective view thereof; and,
FIG. 8 is another perspective view thereof.
The broken-line showing of brush tips in the figures illustrates environmental matter which forms no part of the claimed design.

1 Claim, 4 Drawing Sheets



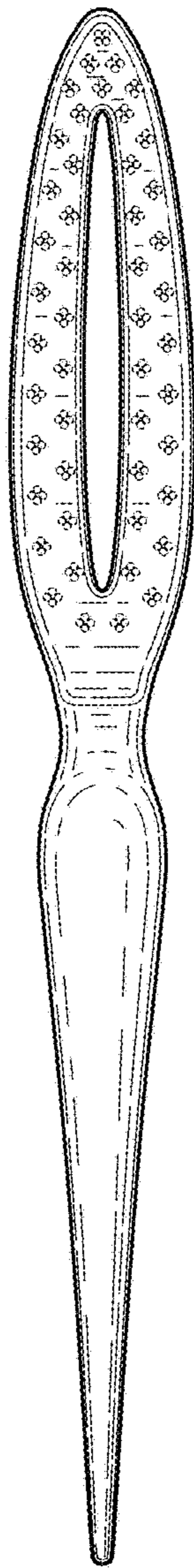


Fig.1

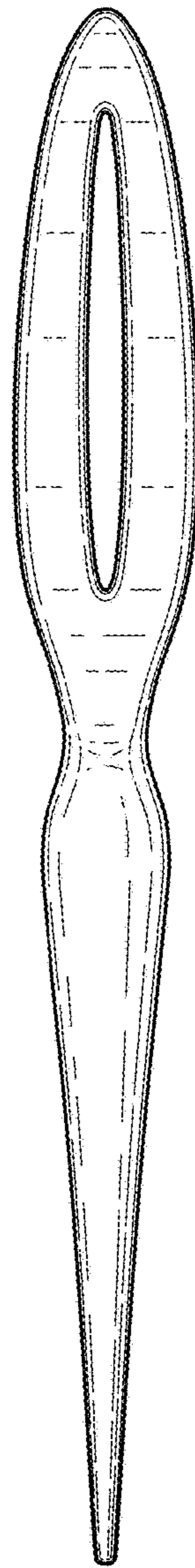


Fig.2

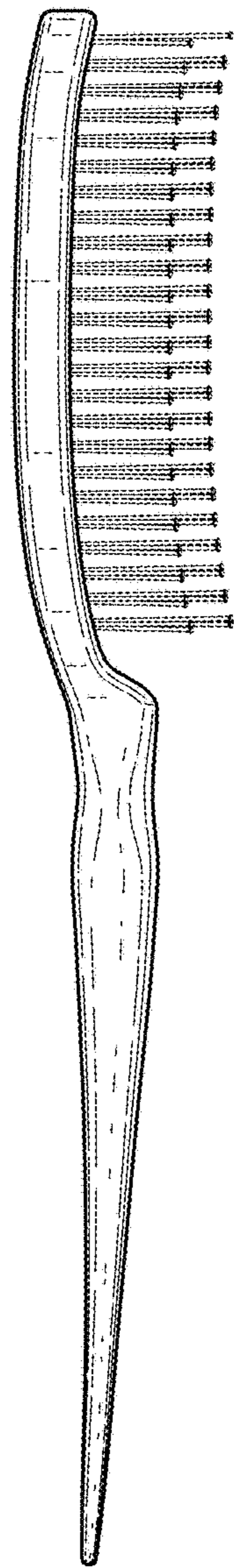


Fig.3

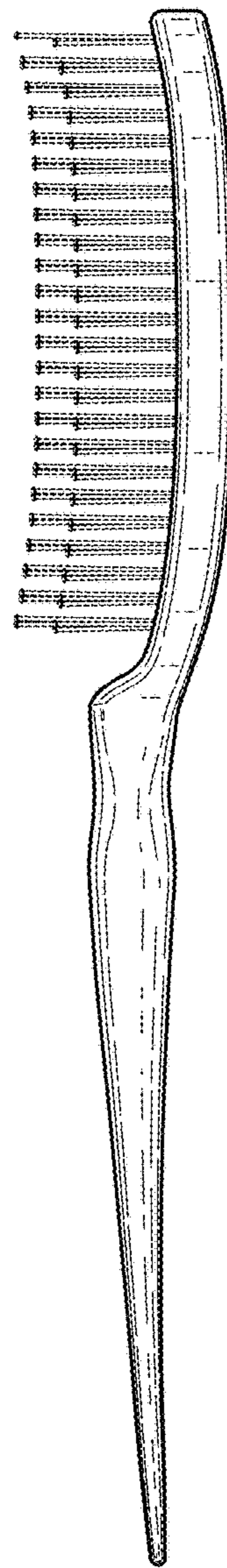


Fig.4

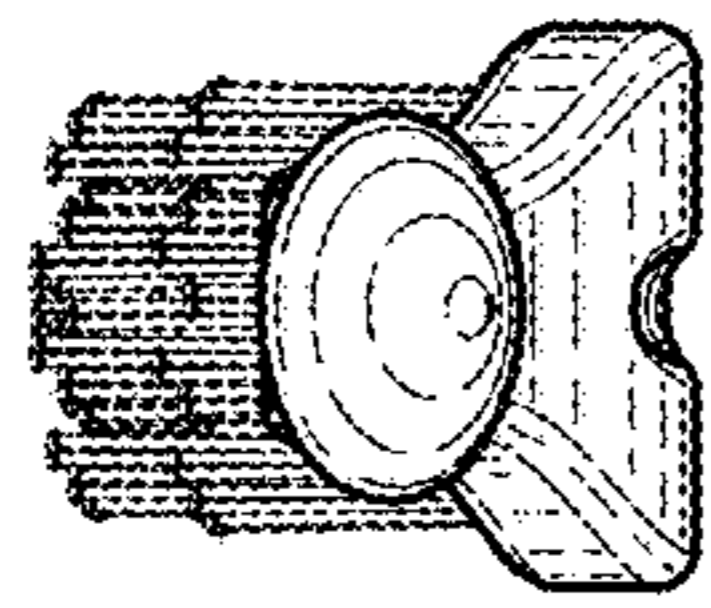


Fig. 5

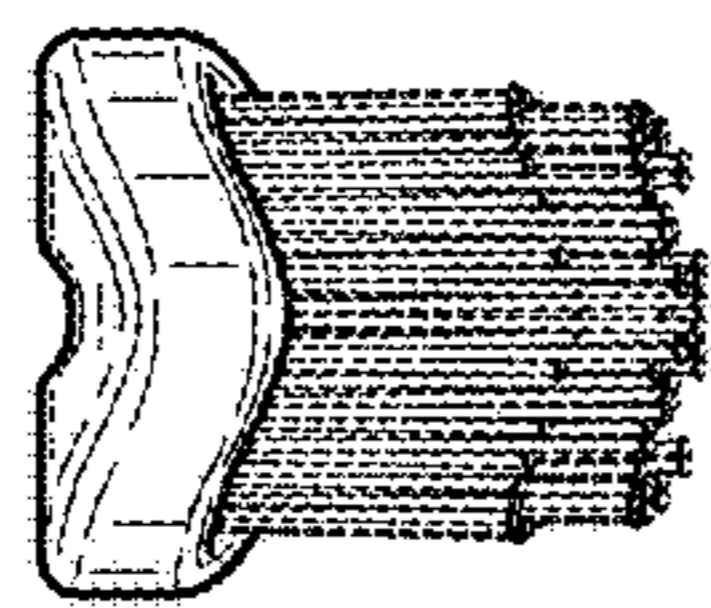


Fig. 6

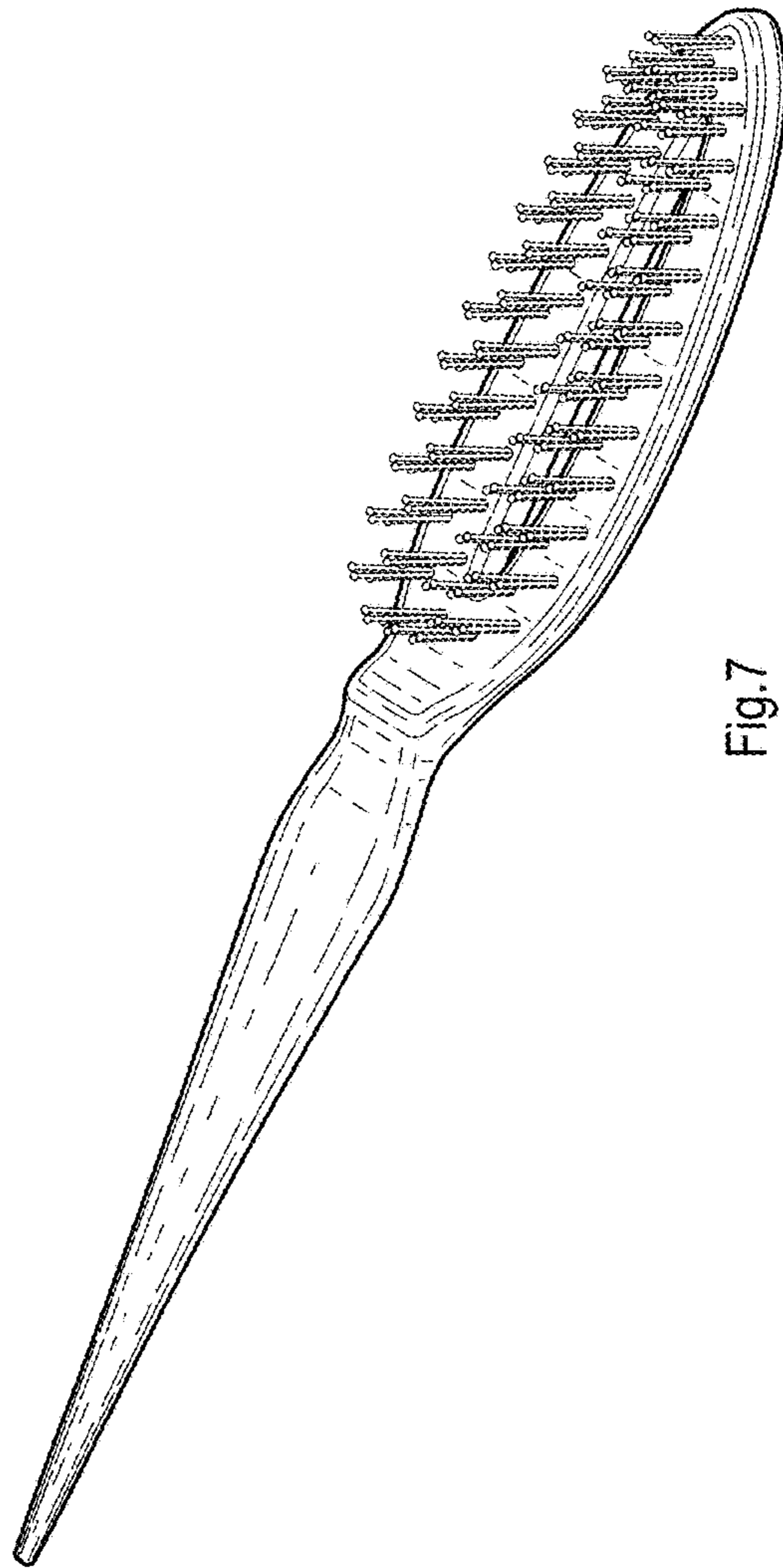


Fig. 7

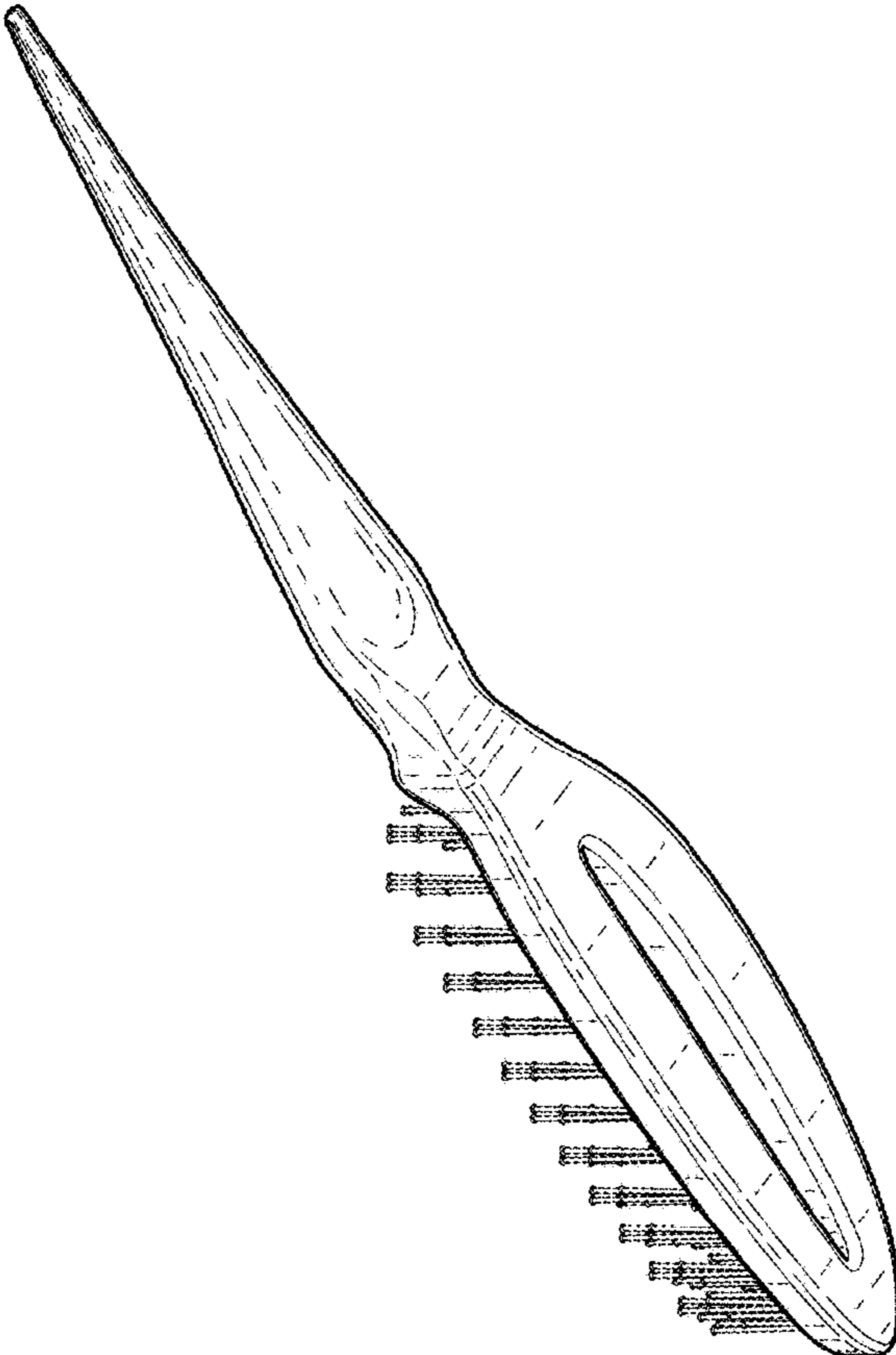


Fig. 8