

US00D838464S

(12) **United States Design Patent**
Walsh

(10) **Patent No.:** **US D838,464 S**
(45) **Date of Patent:** **** Jan. 22, 2019**

(54) **SHOE UPPER**

(71) Applicant: **New Balance Athletics, Inc.**, Boston, MA (US)

(72) Inventor: **Joe Walsh**, Warrington (GB)

(73) Assignee: **New Balance Athletics, Inc.**, Boston, MA (US)

(**) Term: **15 Years**

(21) Appl. No.: **29/629,063**

(22) Filed: **Dec. 11, 2017**

(51) **LOC (11) Cl.** **02-04**

(52) **U.S. Cl.**
USPC **D2/972**

(58) **Field of Classification Search**
USPC D2/896, 898, 900, 902-908, 923, 969,
D2/972-974
CPC A43B 5/00; A43B 5/10; A43B 5/06; A43B
23/00
See application file for complete search history.

(56) **References Cited**

U.S. PATENT DOCUMENTS

D314,662 S *	2/1991	Quan	D2/973
D316,323 S	4/1991	Hatfield		
D317,823 S	7/1991	Hatfield		
D342,147 S	12/1993	Morris		
D358,021 S	5/1995	Vestuti		

D362,112 S	9/1995	Avar		
D546,547 S	7/2007	Harlow		
D634,520 S	3/2011	Choi		
D641,965 S	7/2011	Choi		
D642,786 S *	8/2011	Mermet	D2/972
D672,134 S *	12/2012	Minami	D2/972
D731,162 S *	6/2015	Cin	D2/972
D787,802 S *	5/2017	da Costa Pereira Machado	D2/972
D790,197 S *	6/2017	Schenone	D2/972
D802,284 S *	11/2017	McCullagh	D2/972
D802,289 S *	11/2017	Hardman	D2/972

* cited by examiner

Primary Examiner — Rashida C. Walshon

(74) *Attorney, Agent, or Firm* — Goodwin Procter LLP

(57) **CLAIM**

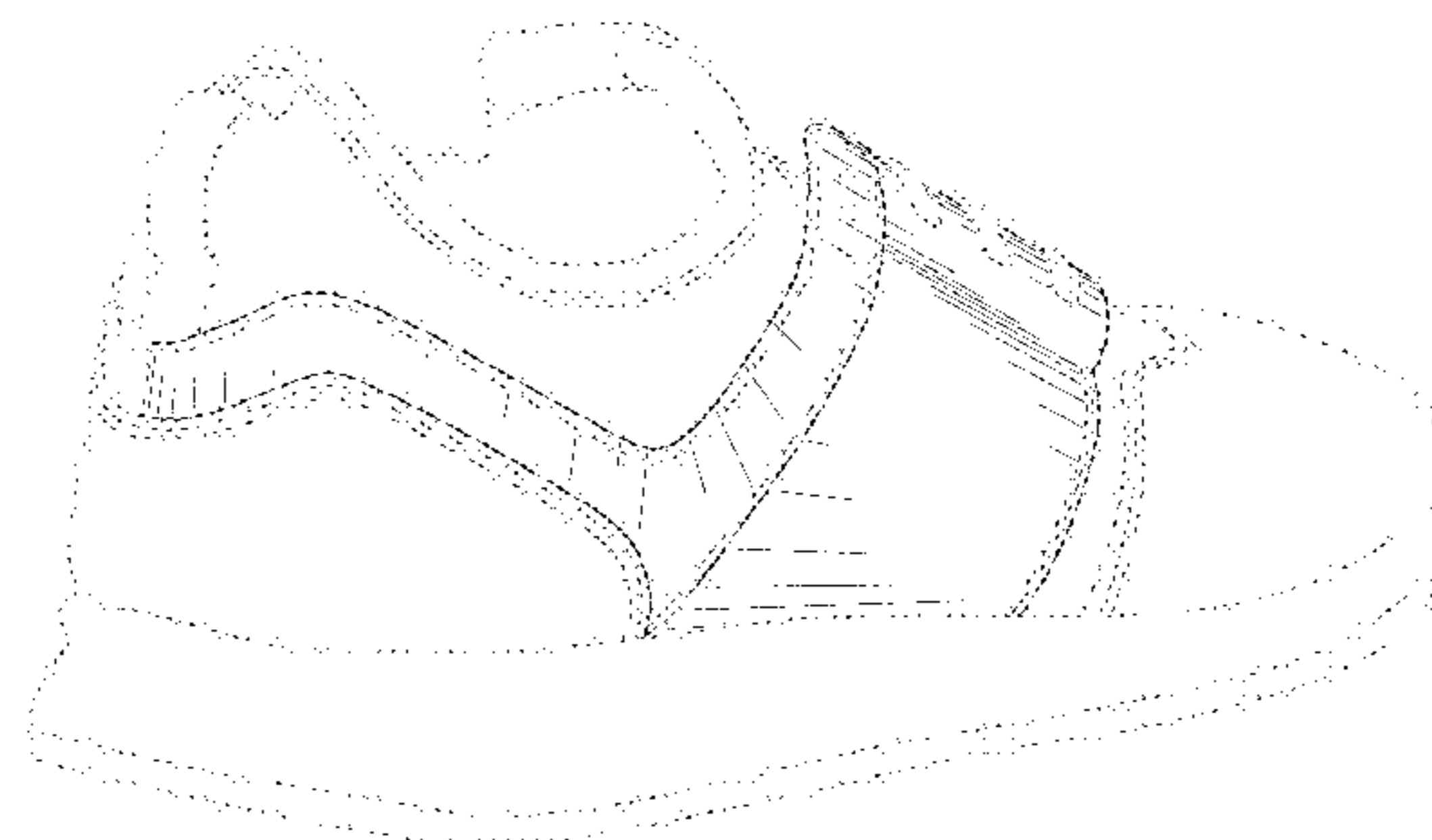
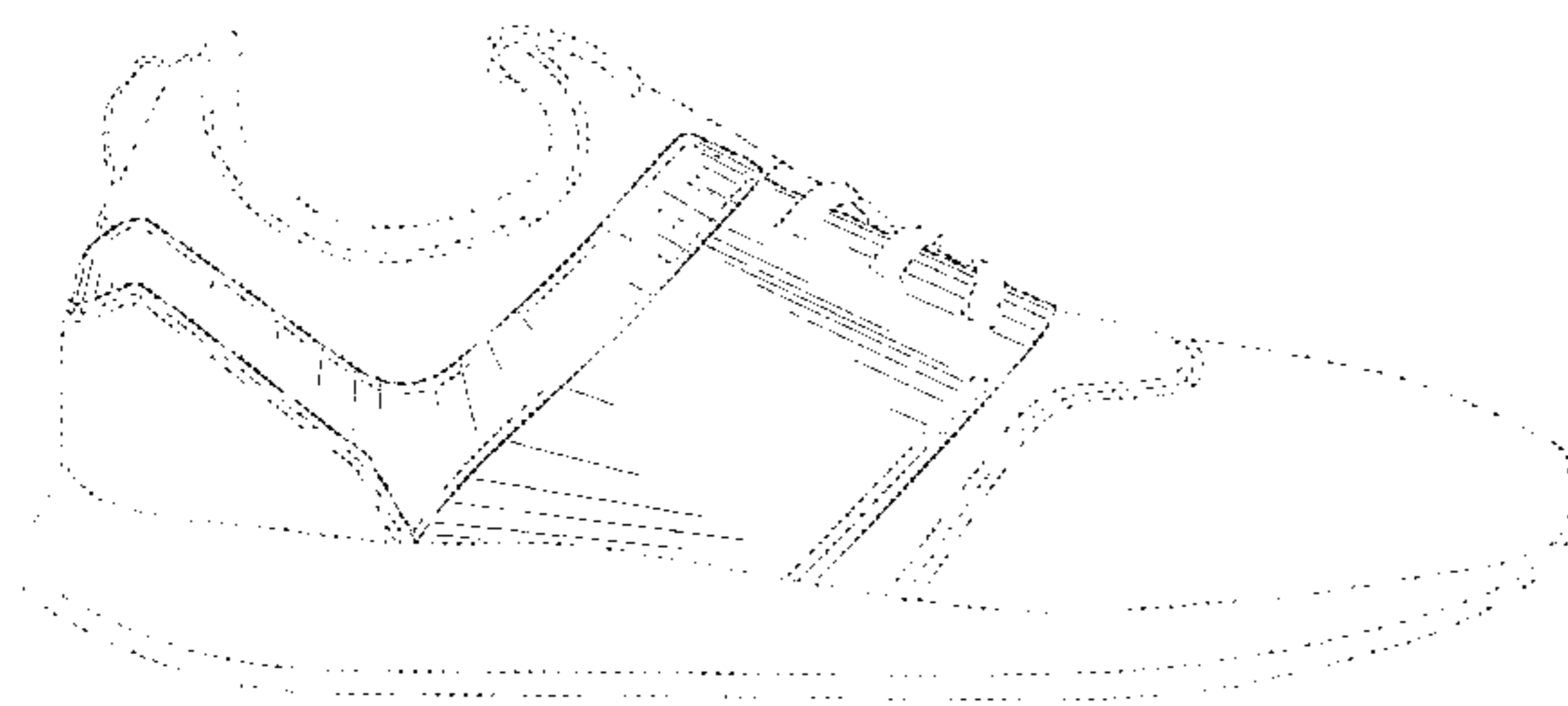
The ornamental design for a shoe upper, as shown and described.

DESCRIPTION

FIG. 1 is a lateral side view of a shoe upper;
FIG. 2 is a top perspective view of the shoe upper from the lateral side; and,
FIG. 3 is a rear perspective view of the shoe upper from the lateral side.

Longer broken lines shown in the drawings of the shoe upper represent stitching and form no part of the claimed design. Shorter broken lines shown in the drawings of the shoe upper illustrate the environment of the claimed design and also form no part of the claimed design.

1 Claim, 3 Drawing Sheets



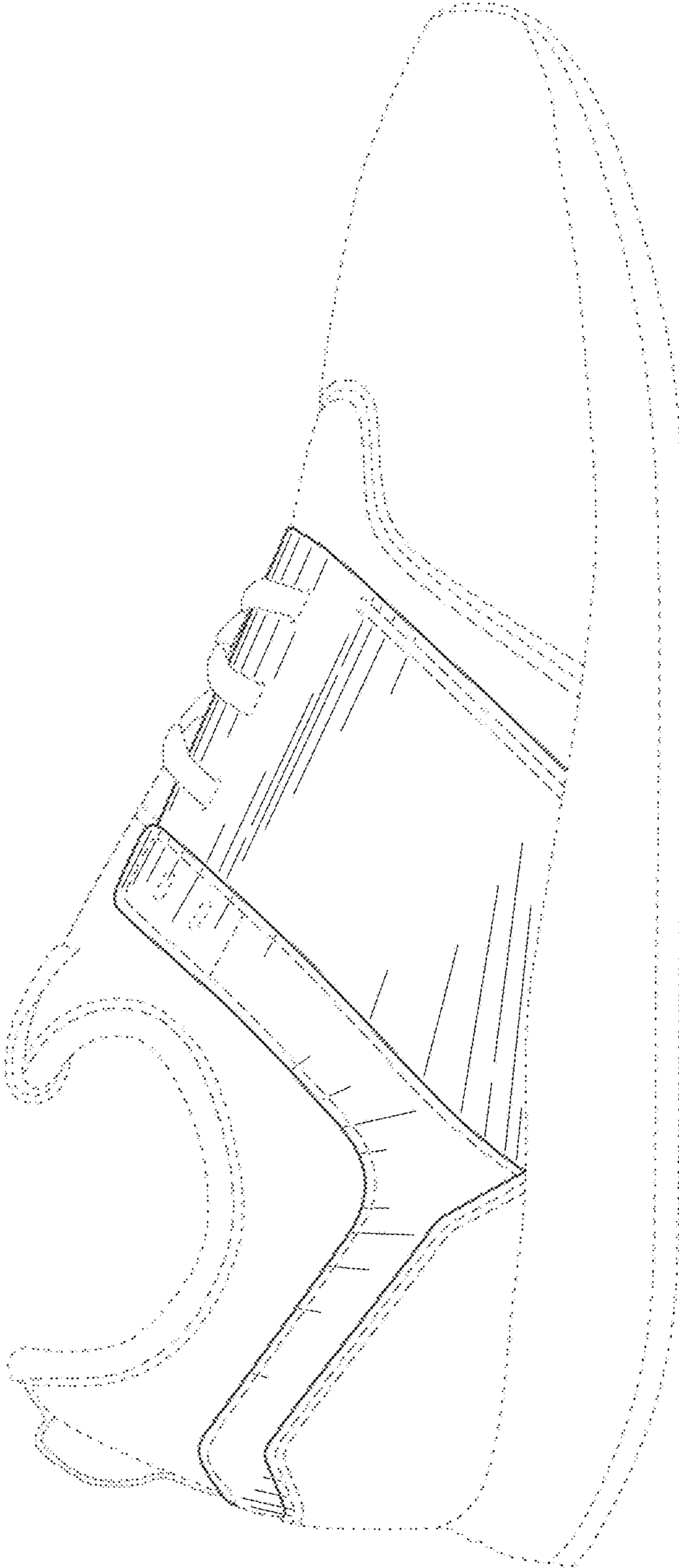


FIG. 1

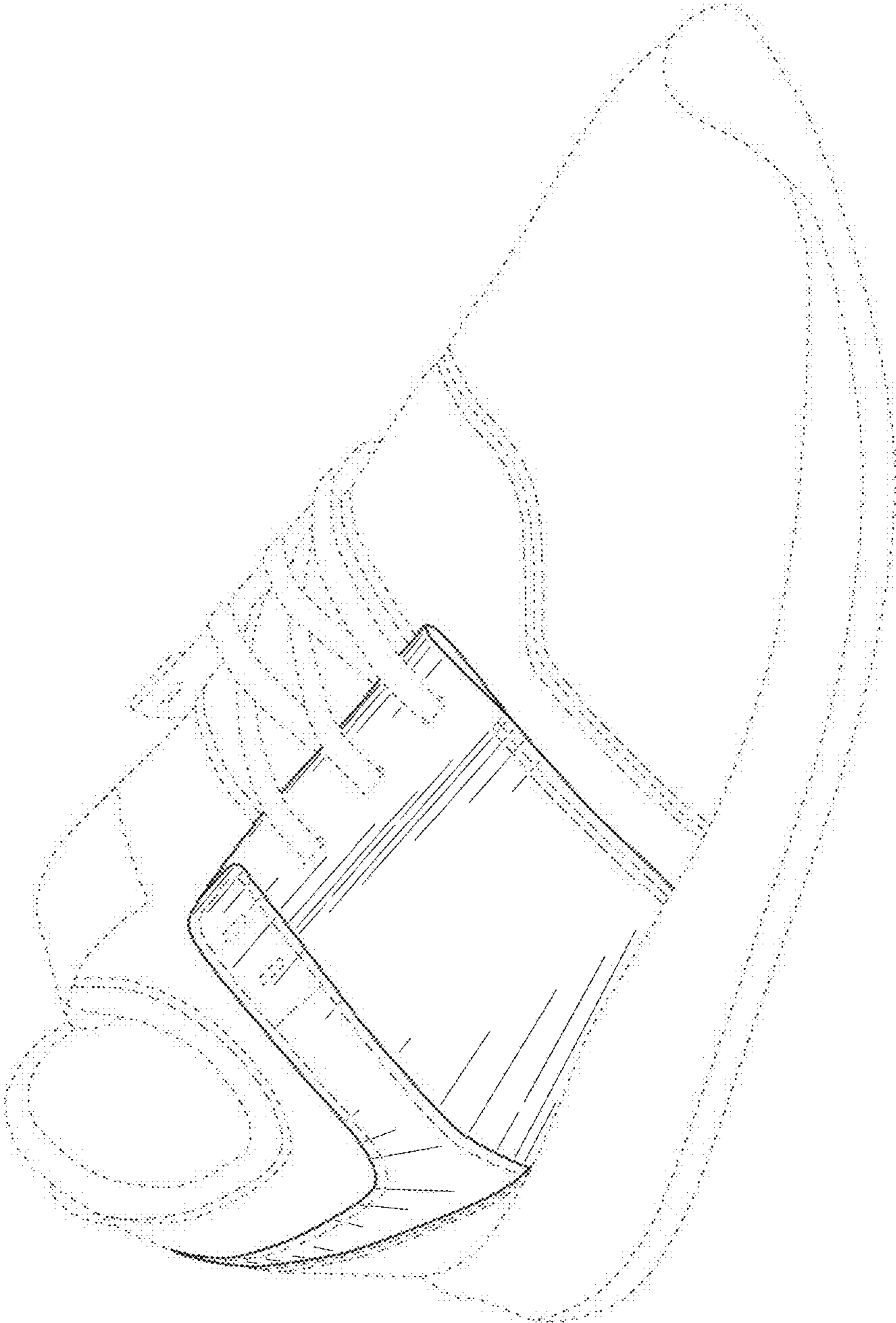


FIG. 2

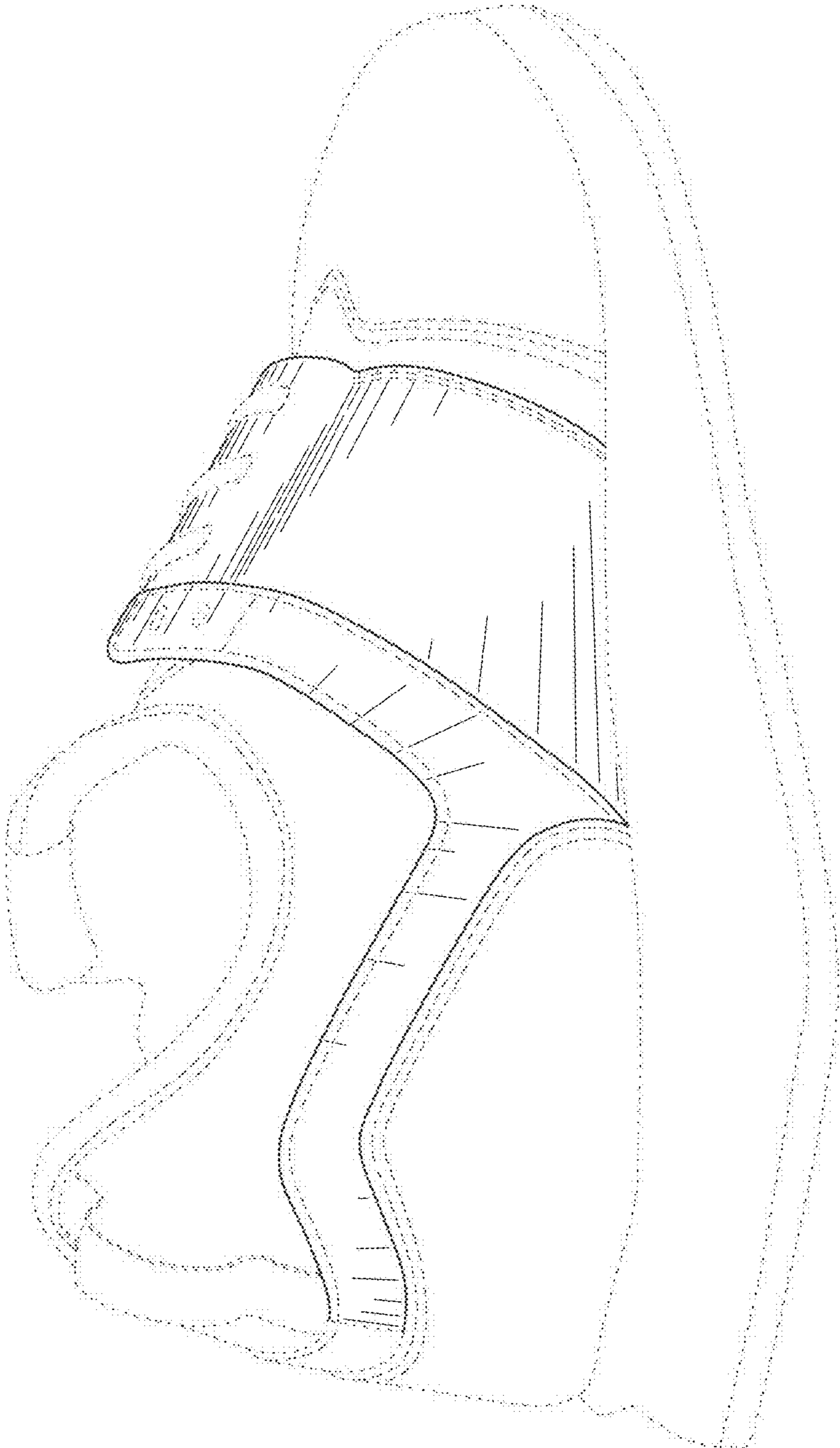


FIG. 3