



US00D838463S

(12) **United States Design Patent**
Durflinger

(10) **Patent No.:** **US D838,463 S**

(45) **Date of Patent:** **** Jan. 22, 2019**

(54) **SHOE UPPER**

(71) Applicant: **NIKE, Inc.**, Beaverton, OR (US)

(72) Inventor: **Nate Durflinger**, Portland, OR (US)

(73) Assignee: **NIKE, Inc.**, Beaverton, OR (US)

(**) Term: **15 Years**

(21) Appl. No.: **29/613,723**

(22) Filed: **Aug. 11, 2017**

(51) **LOC (11) Cl.** **02-04**

(52) **U.S. Cl.**
USPC **D2/972; D2/947; D2/969**

(58) **Field of Classification Search**
USPC D2/896, 901, 902, 907-909, 912,
D2/943-946, 962, 969, 972-974, 976,
D2/978

CPC A41D 17/00; A43B 5/10; A43B 5/06
See application file for complete search history.

(56) **References Cited**

U.S. PATENT DOCUMENTS

D242,583 S *	12/1976	Knight	D2/906
D273,438 S *	4/1984	Gamm	D2/907
D314,079 S *	1/1991	Aveni	D2/973
D323,923 S *	2/1992	Hatfield	D2/973
D343,046 S *	1/1994	Feller	D2/969
D346,898 S *	5/1994	Teague	D2/902
D359,238 S *	6/1995	Sifling	D2/969
D367,553 S *	3/1996	Delfel	D2/905
D383,513 S *	9/1997	Ryan	D2/973
D475,189 S *	6/2003	Laberge	D2/972
D479,391 S *	9/2003	Hillyer	D2/972
D480,547 S *	10/2003	Matis	D2/969
D520,224 S *	5/2006	Vachon	D2/904
D548,446 S *	8/2007	Petrie	
D554,843 S *	11/2007	Matis	D2/969
D576,399 S *	9/2008	Grenet	D2/946

D578,289 S *	10/2008	Schoenborn	D2/969
D578,293 S *	10/2008	Duffy	D2/969
D595,035 S *	6/2009	Rugai	D2/946
D604,035 S *	11/2009	Lemaster	D2/972
D619,348 S *	7/2010	Schwartz	D2/946
D620,241 S *	7/2010	Nelson	D2/946
D646,875 S *	10/2011	LaRusso	D2/969
D649,761 S *	12/2011	Chang	
D691,356 S *	10/2013	Whittington	D2/943
D703,420 S *	4/2014	Truelsen	D2/912
D703,421 S *	4/2014	Truelsen	D2/912
D746,558 S *	1/2016	Campbell	D2/946
D769,601 S *	10/2016	Hardman	D2/972
D776,420 S *	1/2017	Petrie	
D796,160 S *	9/2017	Guichot	D2/902
D799,808 S *	10/2017	DeAlmeida	D2/972
D806,374 S *	1/2018	Weddle	D2/969

(Continued)

Primary Examiner — Shannon W Morgan

Assistant Examiner — Clare Ann Gannon

(74) *Attorney, Agent, or Firm* — Banner & Witcoff, Ltd.

(57) **CLAIM**

The ornamental design for a shoe upper, as shown and described.

DESCRIPTION

FIG. 1 is a front perspective view of a shoe upper showing my new design;

FIG. 2 is a rear perspective view thereof;

FIG. 3 is a second rear perspective view thereof;

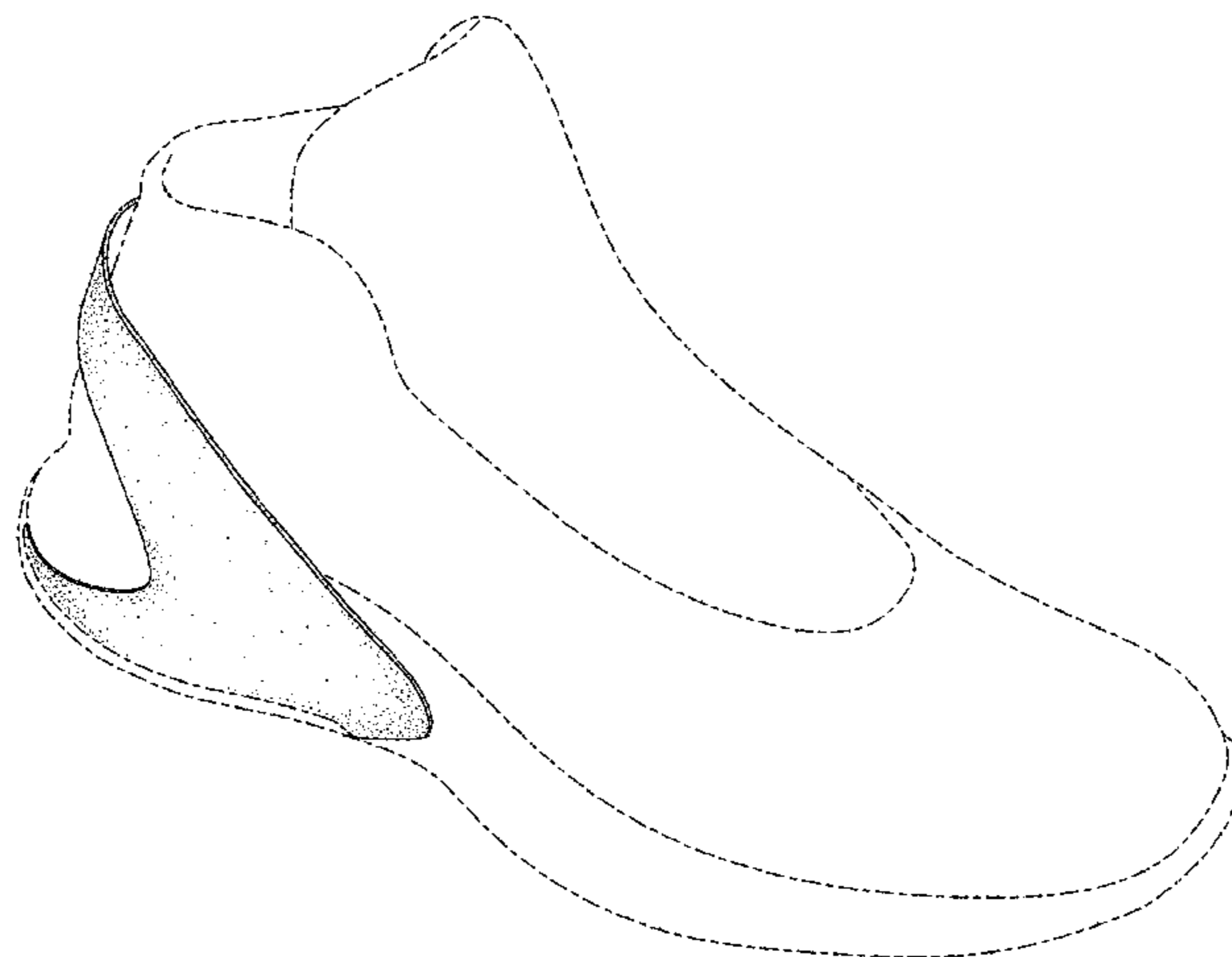
FIG. 4 is a side view thereof;

FIG. 5 is a second side view thereof; and,

FIG. 6 is a rear view thereof.

The broken lines immediately adjacent to the shaded area define the bounds of the claimed design and form no part of the claimed design. The broken lines showing the remainder of the shoe depicts environment that forms no part of the claimed design.

1 Claim, 6 Drawing Sheets



(56)

References Cited

U.S. PATENT DOCUMENTS

D811,714 S * 3/2018 Ngene D2/972
D823,579 S * 7/2018 Sokol D2/947

* cited by examiner

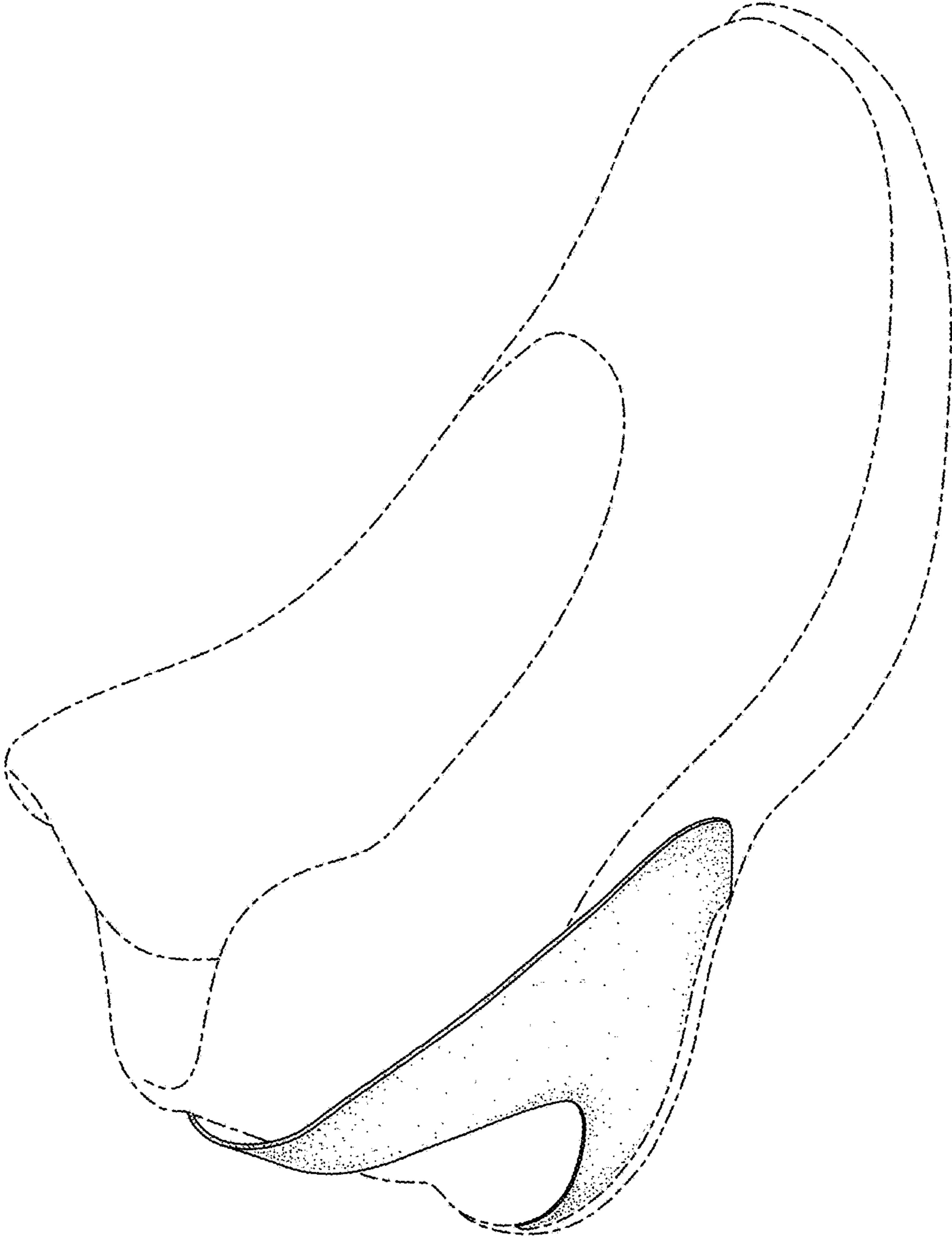


FIG. 1

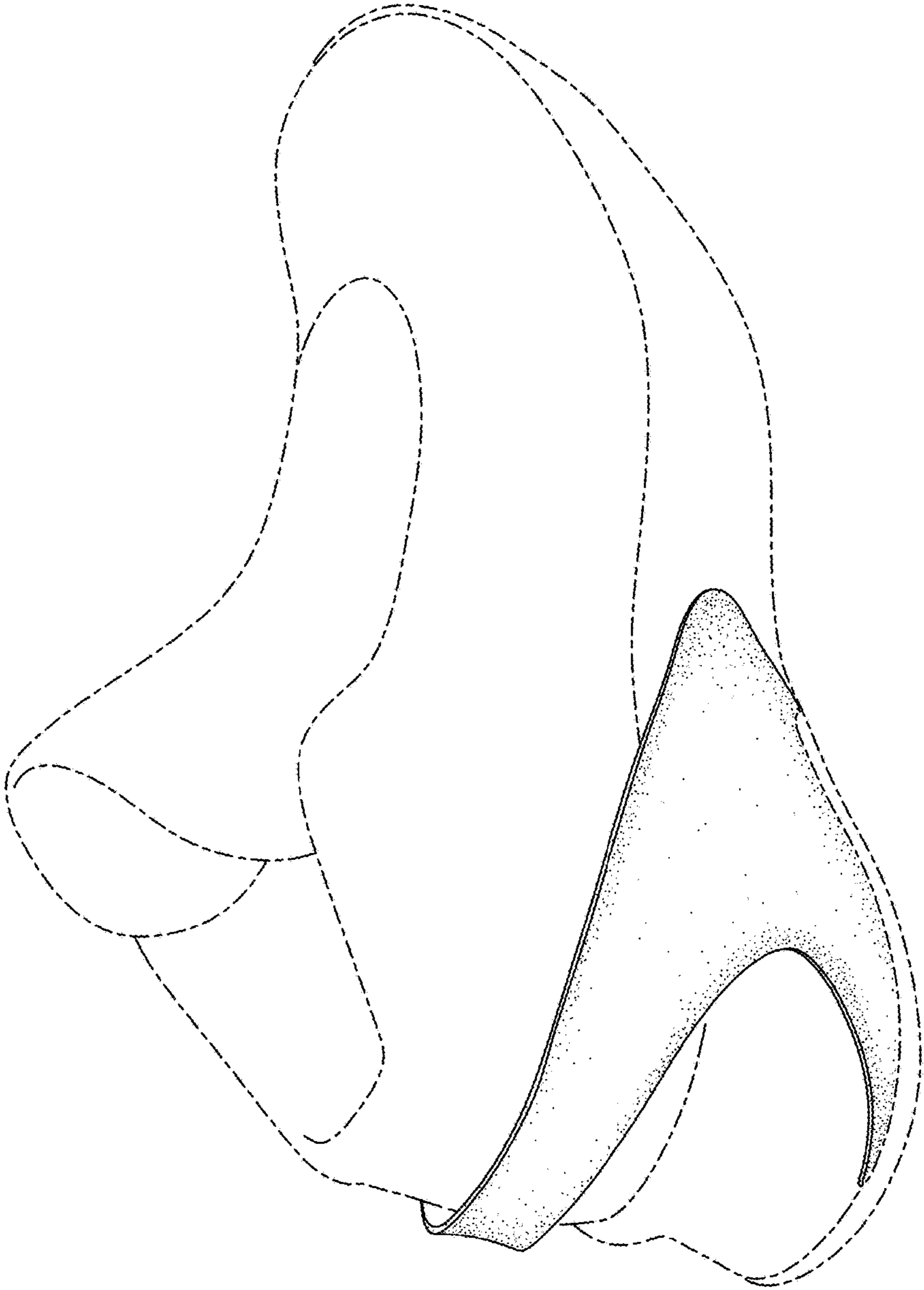


FIG. 2

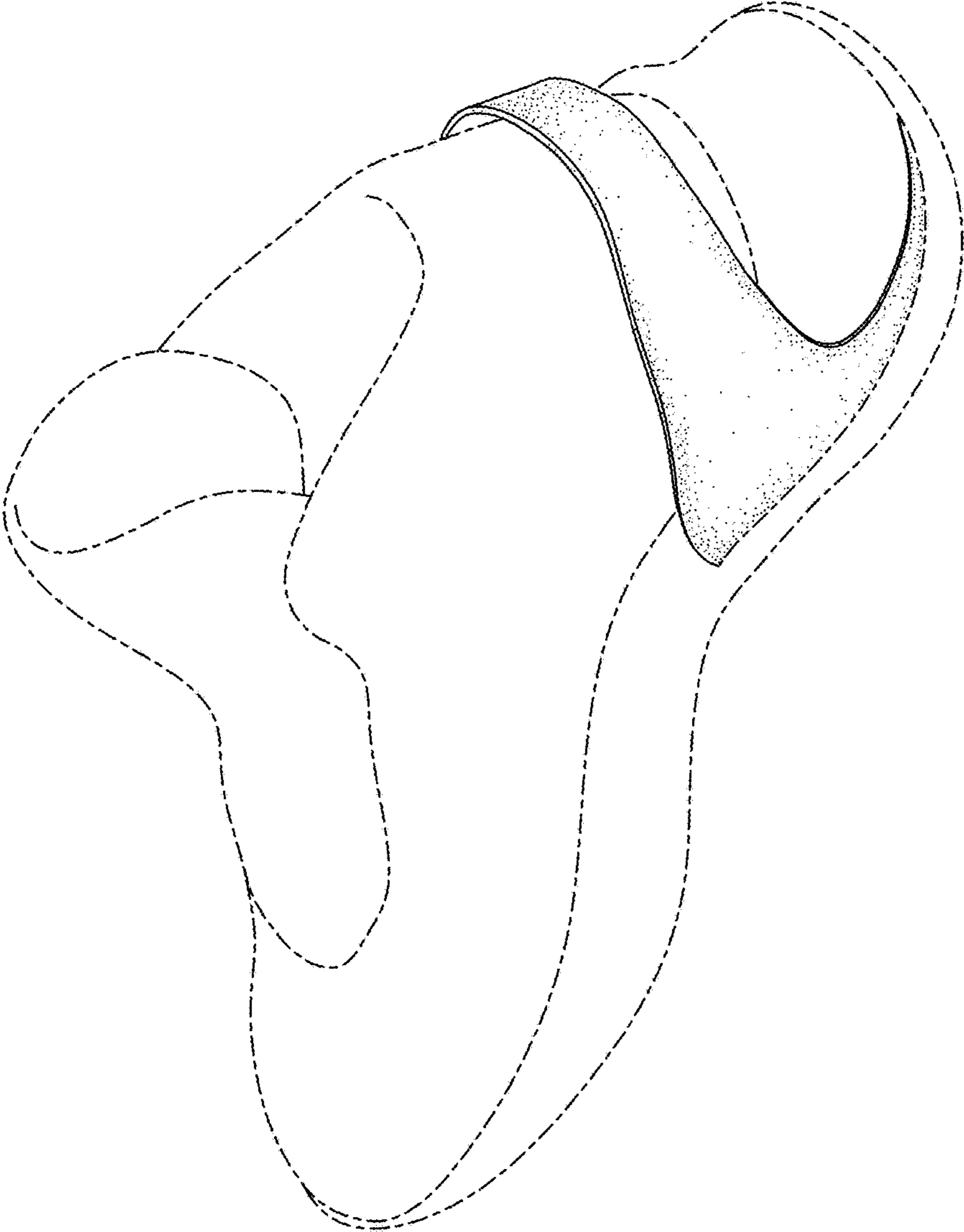


FIG. 3

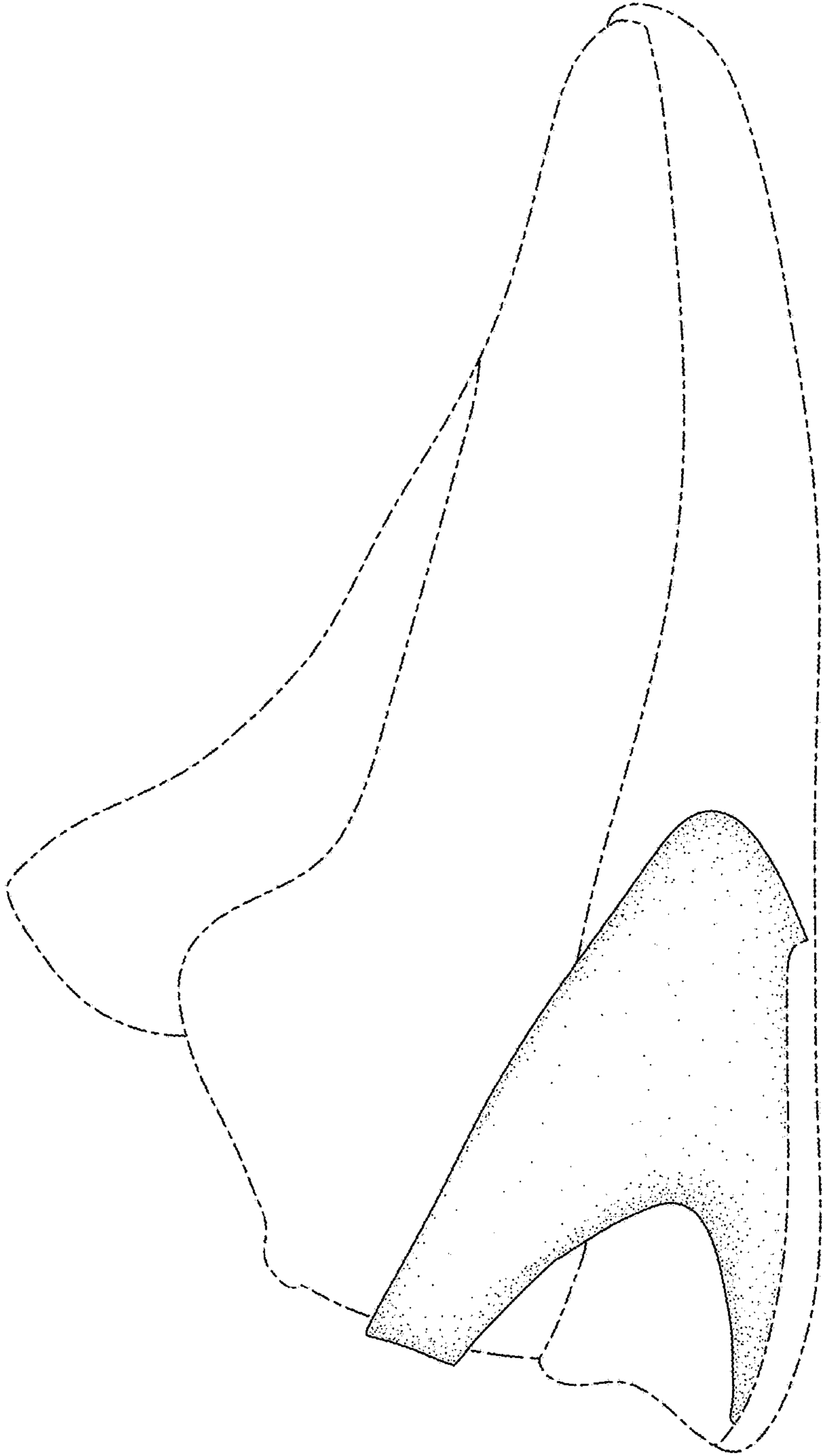


FIG. 4

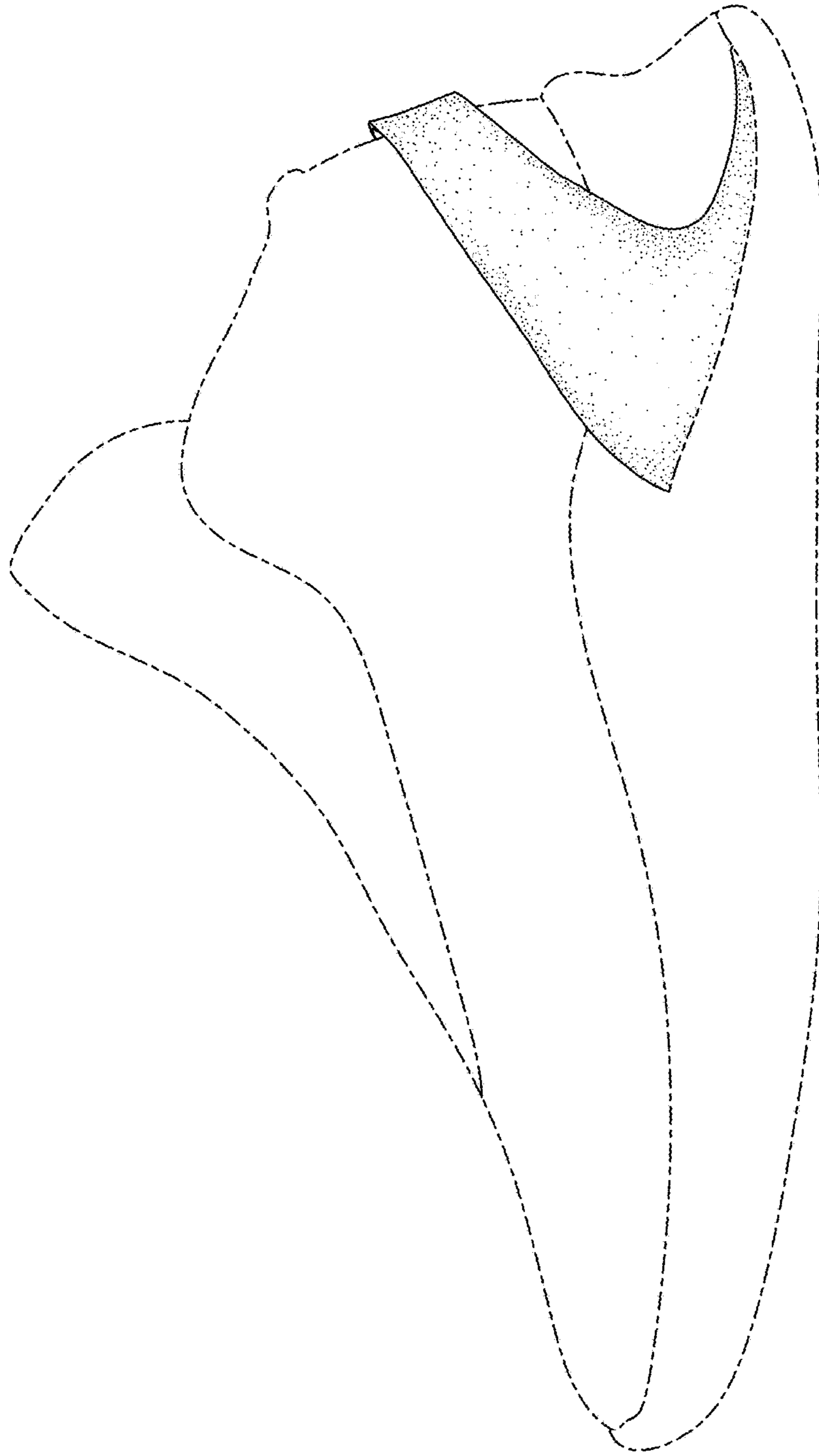


FIG. 5

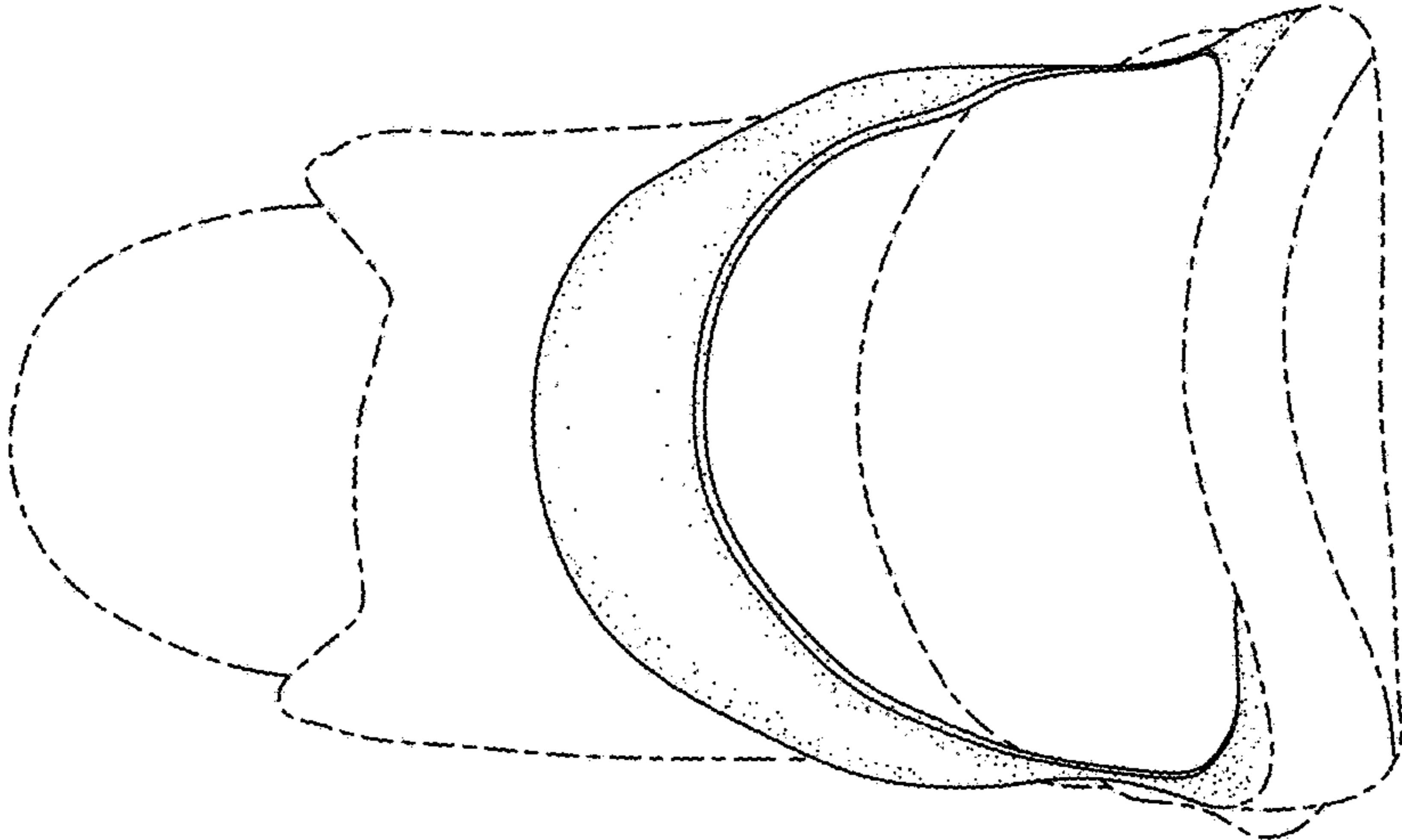


FIG. 6