



US00D838458S

(12) **United States Design Patent**
Ledbetter

(10) **Patent No.:** **US D838,458 S**

(45) **Date of Patent:** **** Jan. 22, 2019**

(54) **BOOT**

(71) Applicant: **LaCrosse Footwear, Inc.**, Portland, OR
(US)

(72) Inventor: **Christopher Wayne Ledbetter**,
Vancouver, WA (US)

(73) Assignee: **LaCrosse Footwear, Inc.**, Portland, OR
(US)

(**) Term: **15 Years**

(21) Appl. No.: **29/639,984**

(22) Filed: **Mar. 9, 2018**

Related U.S. Application Data

(62) Division of application No. 29/571,448, filed on Jul.
18, 2016, now Pat. No. Des. 814,761.

(51) **LOC (11) Cl.** **02-04**

(52) **U.S. Cl.**
USPC **D2/970; D2/912**

(58) **Field of Classification Search**
USPC D2/896, 900, 909-911, 920, 943, 946,
D2/969, 970, 974
CPC A43B 23/07; A43B 3/16; A43B 23/00
See application file for complete search history.

(56) **References Cited**

U.S. PATENT DOCUMENTS

D367,165 S * 2/1996 Brooks D2/912
D367,354 S * 2/1996 Brooks D2/912

D368,361 S * 4/1996 Brooks D2/912
D368,362 S * 4/1996 Werman D2/912
D380,598 S * 7/1997 Brooks D2/910
D385,692 S * 11/1997 Beliveau 36/58.5
D447,322 S * 9/2001 Auberry D2/909
D449,435 S * 10/2001 Johnson D2/909
D503,520 S * 4/2005 Della Valle D2/909
D630,828 S * 1/2011 Holder D2/912
D635,759 S * 4/2011 Castellon D2/912

* cited by examiner

Primary Examiner — Rashida C. Walshon

(74) *Attorney, Agent, or Firm* — Perkins Coie LLP

(57) **CLAIM**

The ornamental design for the boot, as shown and described.

DESCRIPTION

FIG. 1 is a perspective view of the first embodiment of a boot showing our new design.
FIG. 2 is a right-side perspective view thereof;
FIG. 3 is a left-side perspective view thereof;
FIG. 4 is a front perspective view thereof;
FIG. 5 is a rear perspective view thereof;
FIG. 6 is a top perspective view thereof; and,
FIG. 7 is a bottom perspective view thereof.
The broken lines in the drawings represent environment subject matter that form no part of the claim.

1 Claim, 7 Drawing Sheets





Fig. 1




Fig. 2



Fig. 3

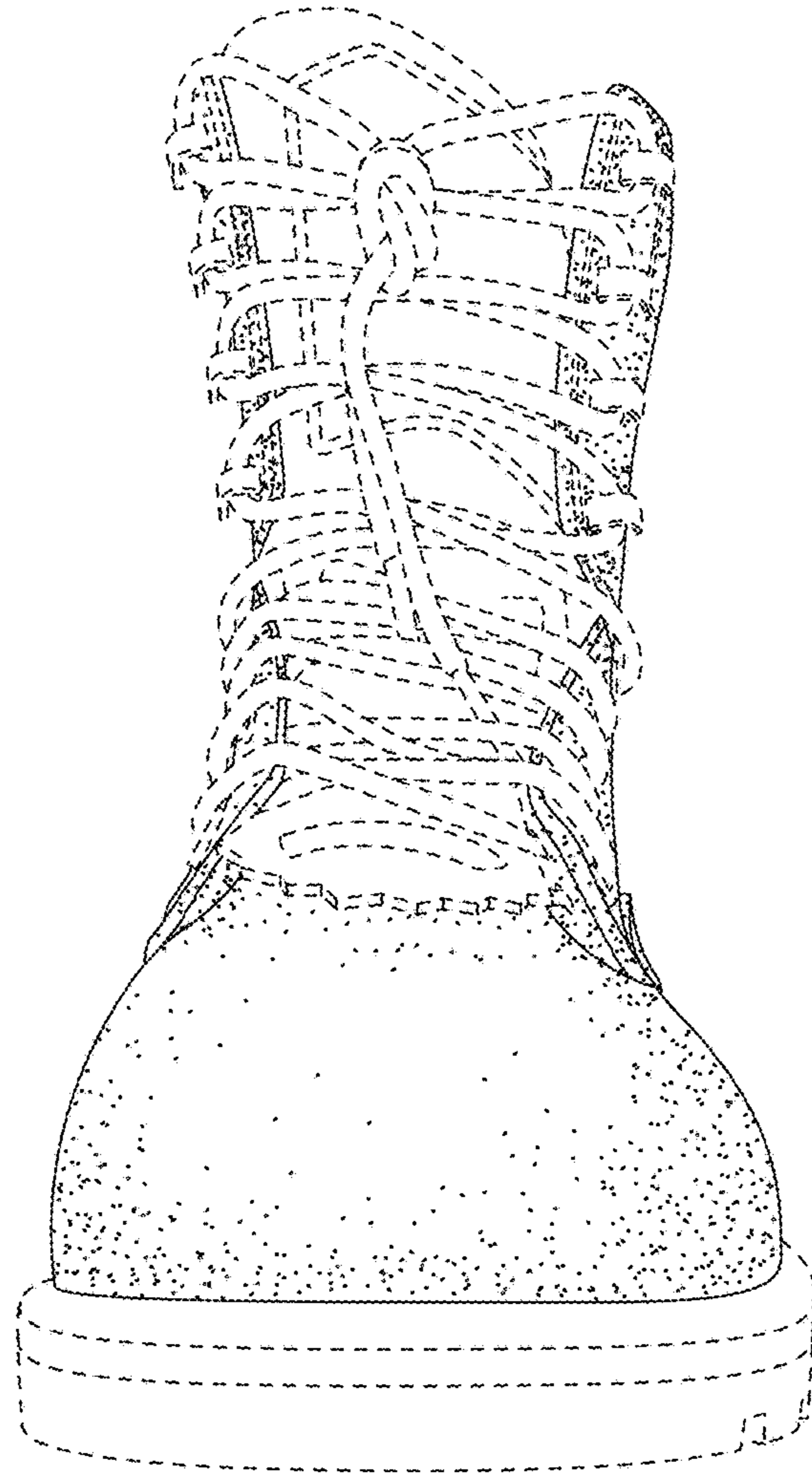


Fig. 4

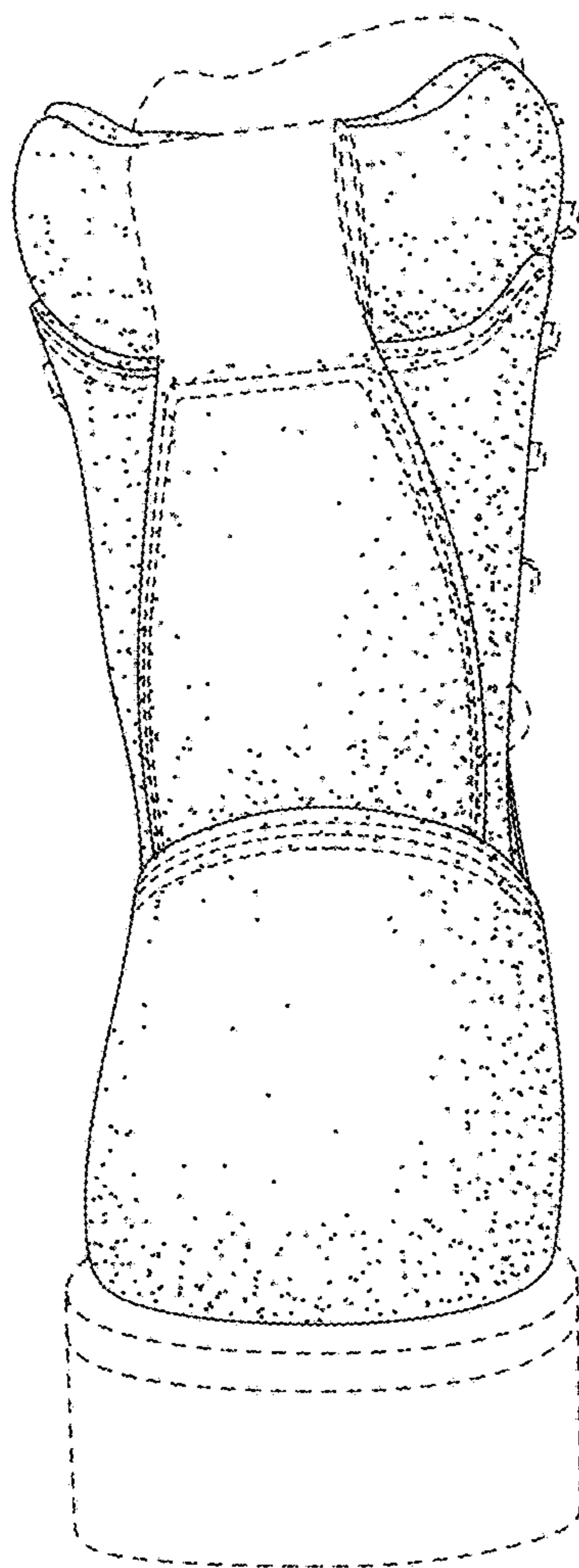


Fig. 5

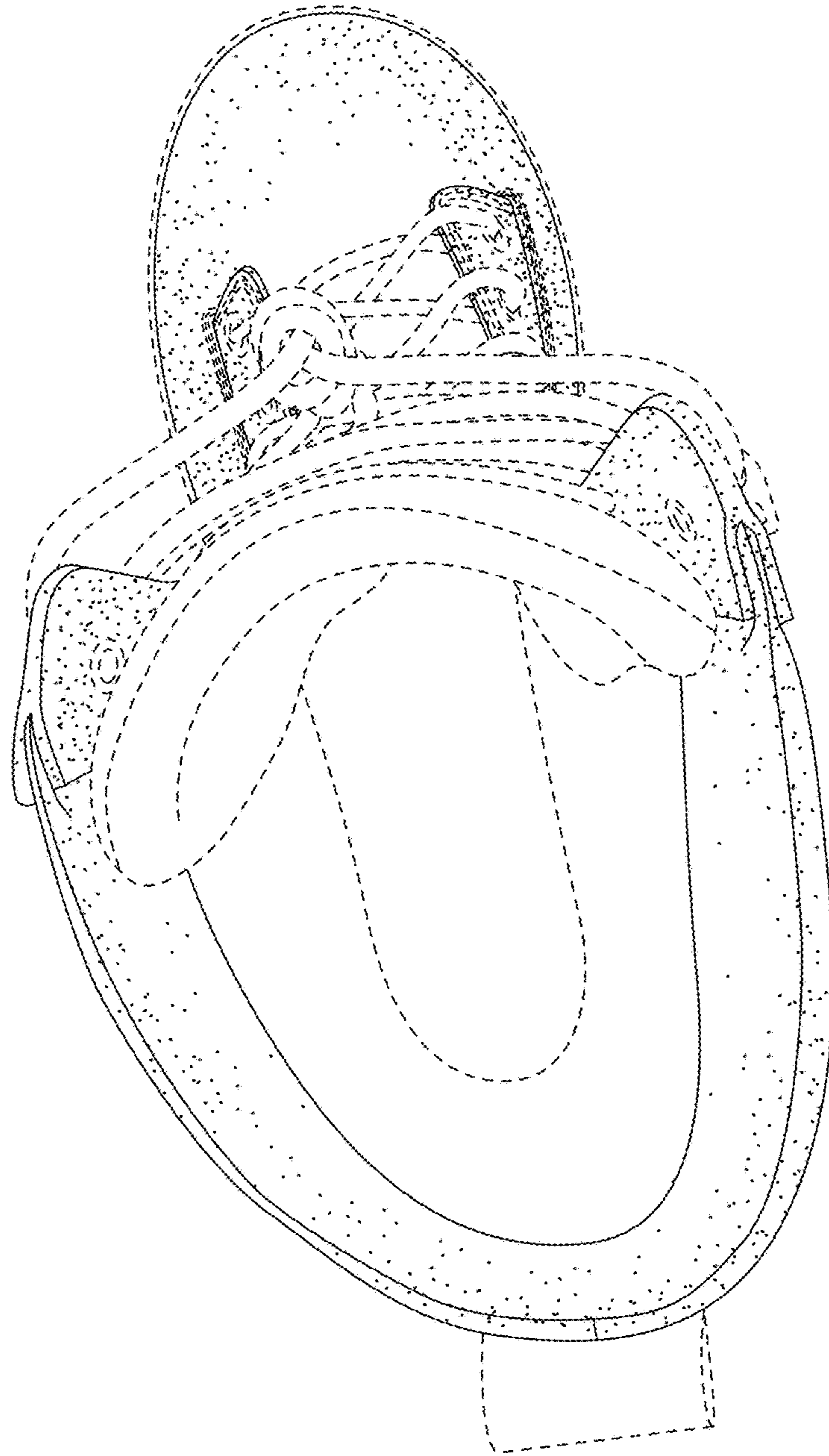


Fig. 6

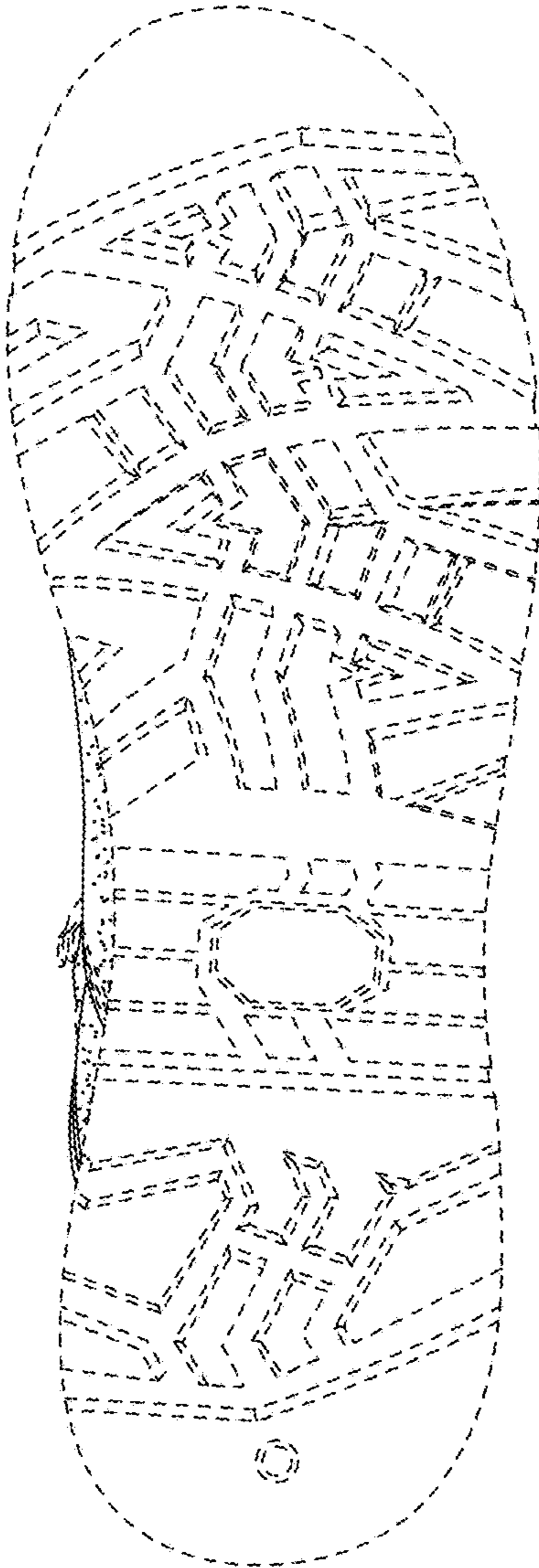


Fig. 7