



US00D838454S

(12) **United States Design Patent** (10) **Patent No.:** **US D838,454 S**
Ikeda (45) **Date of Patent:** **** Jan. 22, 2019**

(54) **SHOE UPPER**

(71) Applicant: **NIKE, Inc.**, Beaverton, OR (US)

(72) Inventor: **Erick Ikeda**, Beaverton, OR (US)

(73) Assignee: **NIKE, Inc.**, Beaverton, OR (US)

(**) Term: **15 Years**

(21) Appl. No.: **29/613,639**

(22) Filed: **Aug. 11, 2017**

(51) **LOC (11) Cl.** **02-04**

(52) **U.S. Cl.**

USPC **D2/969**

(58) **Field of Classification Search**

USPC D2/896, 900, 909-911, 943, 946, 969,
D2/970, 974, 976, 978

CPC .. A43C 1/00; A43B 3/16; A43B 23/00; A43B
5/10; A43B 23/02

See application file for complete search history.

(56) **References Cited**

U.S. PATENT DOCUMENTS

D297,069 S *	8/1988	Le	D2/970
D406,690 S *	3/1999	Vestuti	D2/916
D514,785 S *	2/2006	Schoenborn	D2/969
D540,519 S *	4/2007	Hobson	D2/969
D567,496 S *	4/2008	Belley	D2/969
D576,384 S *	9/2008	Weber	D2/902
D765,386 S *	9/2016	Petrie	D2/973
D781,565 S *	3/2017	Johnsongriffin	D2/973
D804,800 S *	12/2017	Petrenka	D2/969

OTHER PUBLICATIONS

The Flyease Journey—Nike News, Jul. 13, 2015, 31 pages. <http://news.nike.com/news/the-flyease-journey>.

Dunne, Brendan, “What Nike Is doing to Make Sure Everyone Can Wear Its Sneakers”, Sole Collector, Apr. 25, 2017, 7 pages. <https://solecollector.com/news/2017/04/nike-flyease-competition-magnet-sneakers>.

Allen, Rachael, “Nike To Release More Flyease Sneakers”, Footwear News, 2016, 5 pages. <http://footwearnews.com/2016/focus/athletic-outdoor/nike-flyease-lebron-zoom-soldier-pegasus-32-flex-run-sneakers-release-203857/>.

McMenamin, Dave, “Nike unveils FlyEase Version of LeBron Soldier 10”, ESPN.com, Mar. 20, 2017, 8 pages. http://www.espn.com/nba/story/_/id/18959129/nike-unveils-flyease-version-lebron-soldier-10-designed-athletes-disabilities-mind.

* cited by examiner

Primary Examiner — Rashida C. Walshon

(74) *Attorney, Agent, or Firm* — Shook, Hardy and Bacon L.L.P.

(57) **CLAIM**

The ornamental design for a shoe upper, as shown and described.

DESCRIPTION

FIG. 1 is a first side front perspective view of a shoe upper showing my design;

FIG. 2 is a first side view thereof;

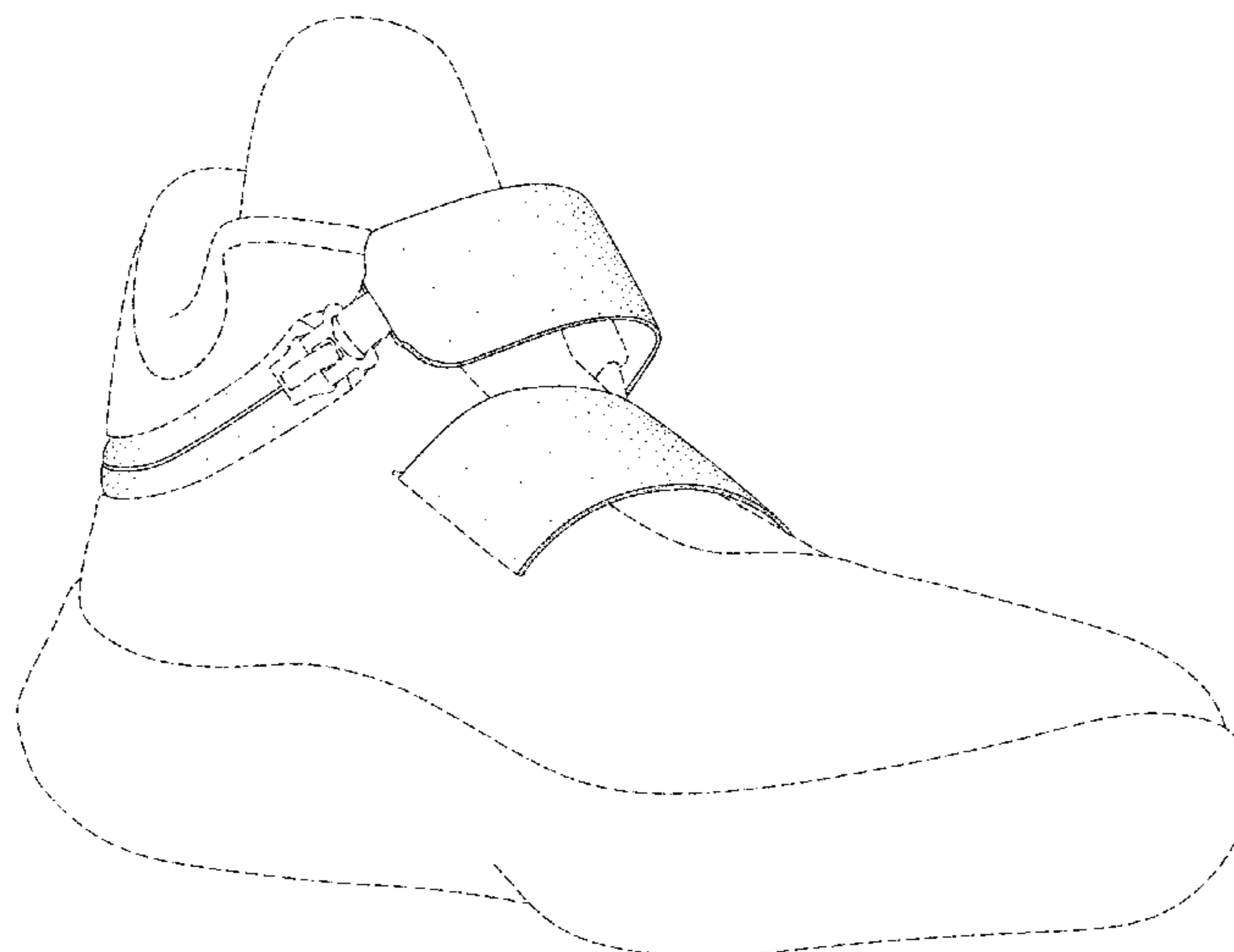
FIG. 3 is a rear perspective view thereof;

FIG. 4 is a second side view thereof; and,

FIG. 5 is a rear view thereof.

The long-and-short broken lines form an unclaimed boundary around at least a portion of the claimed subject matter and form no part of the claim. The even-length broken lines show the remainder of the article, are directed to environmental subject matter, and form no part of the claimed design.

1 Claim, 5 Drawing Sheets



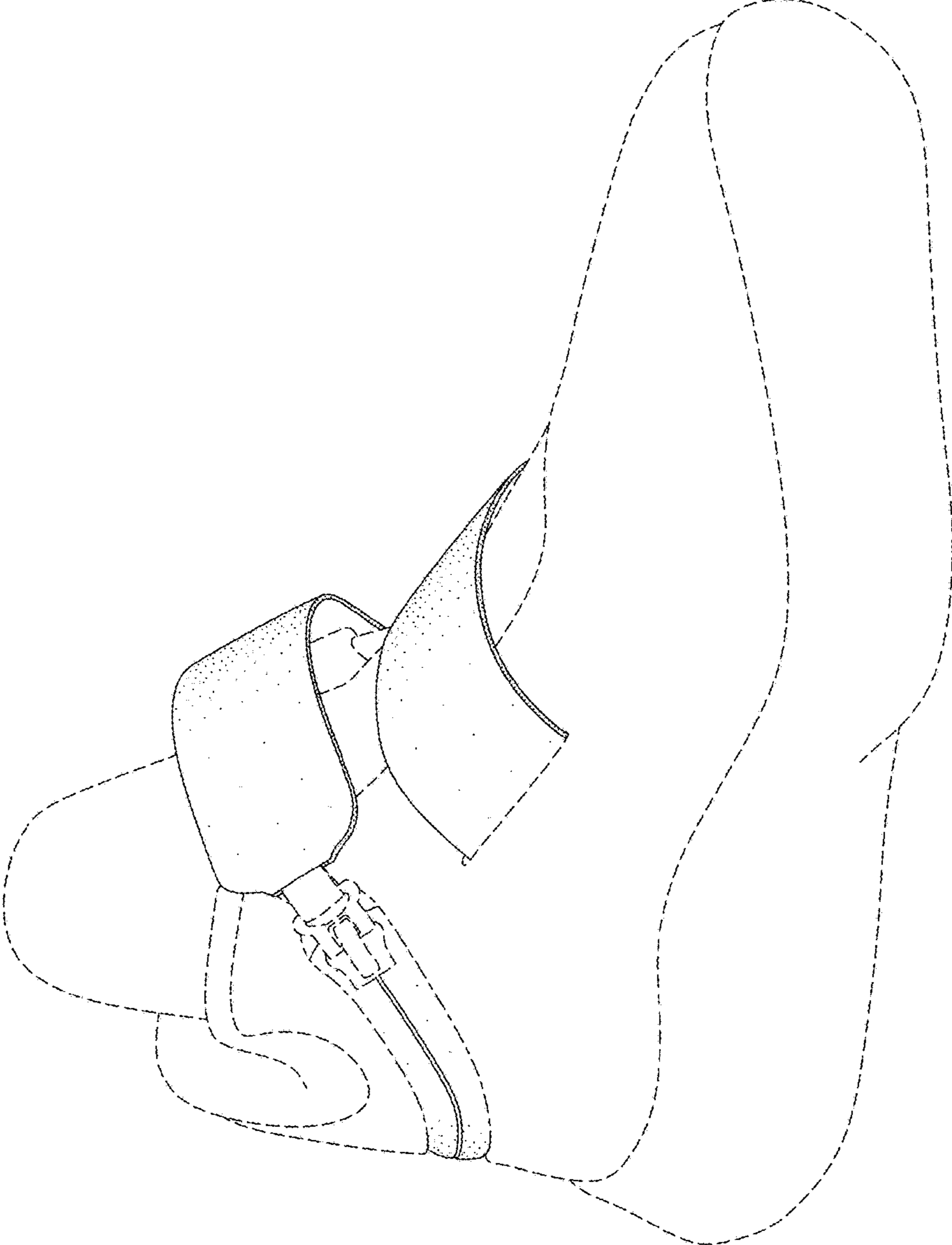


FIG. 1

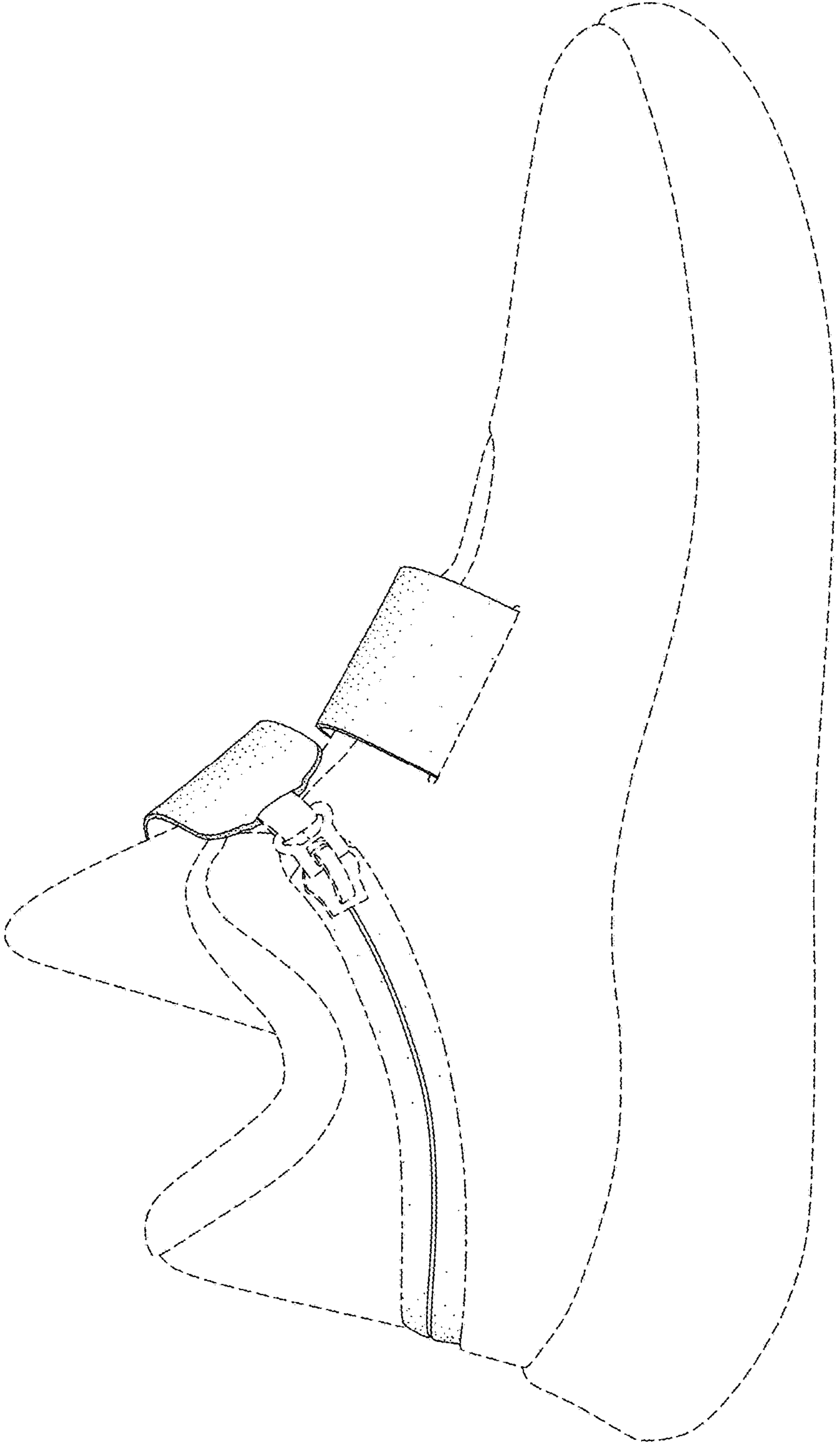


FIG. 2

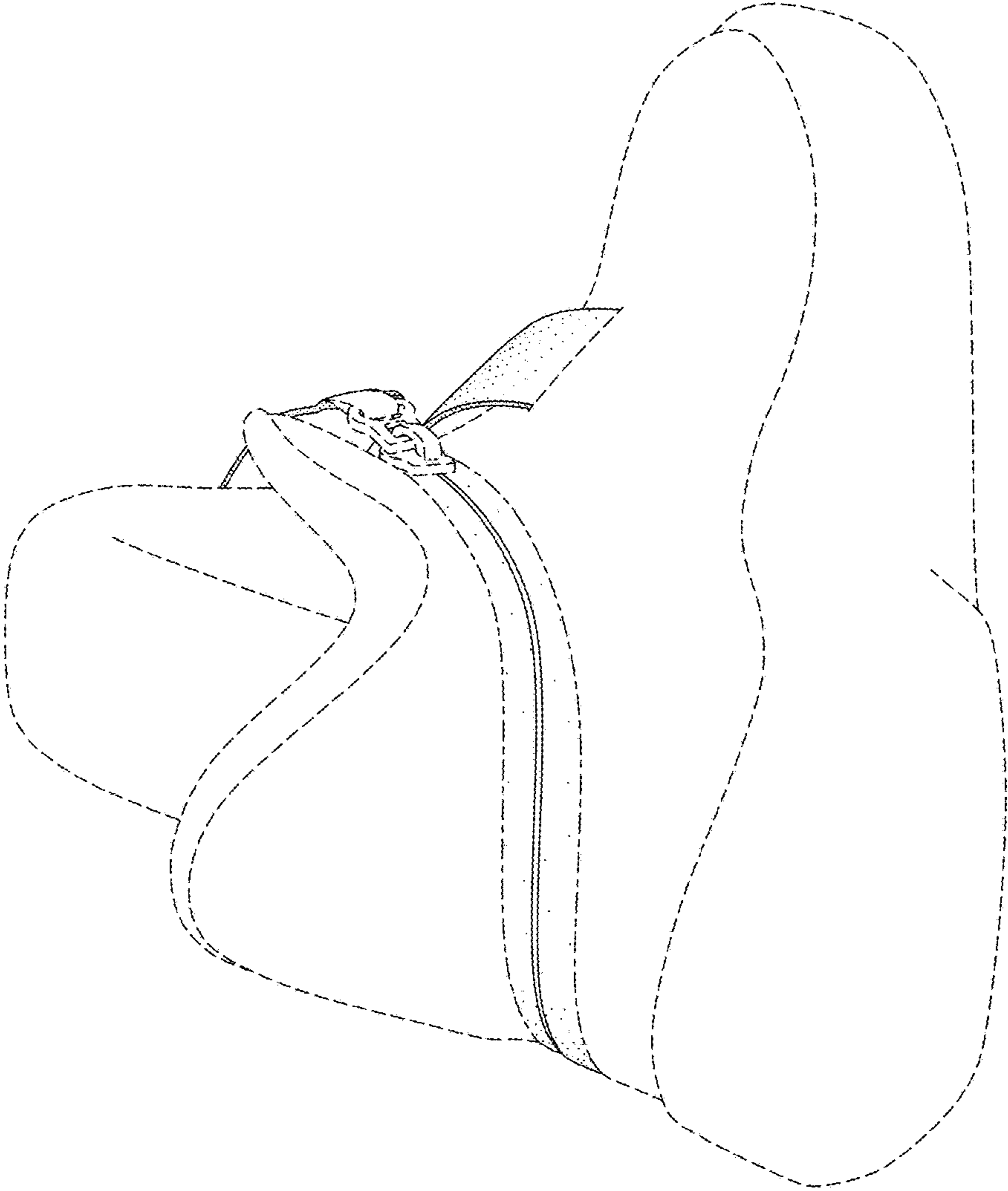


FIG. 3

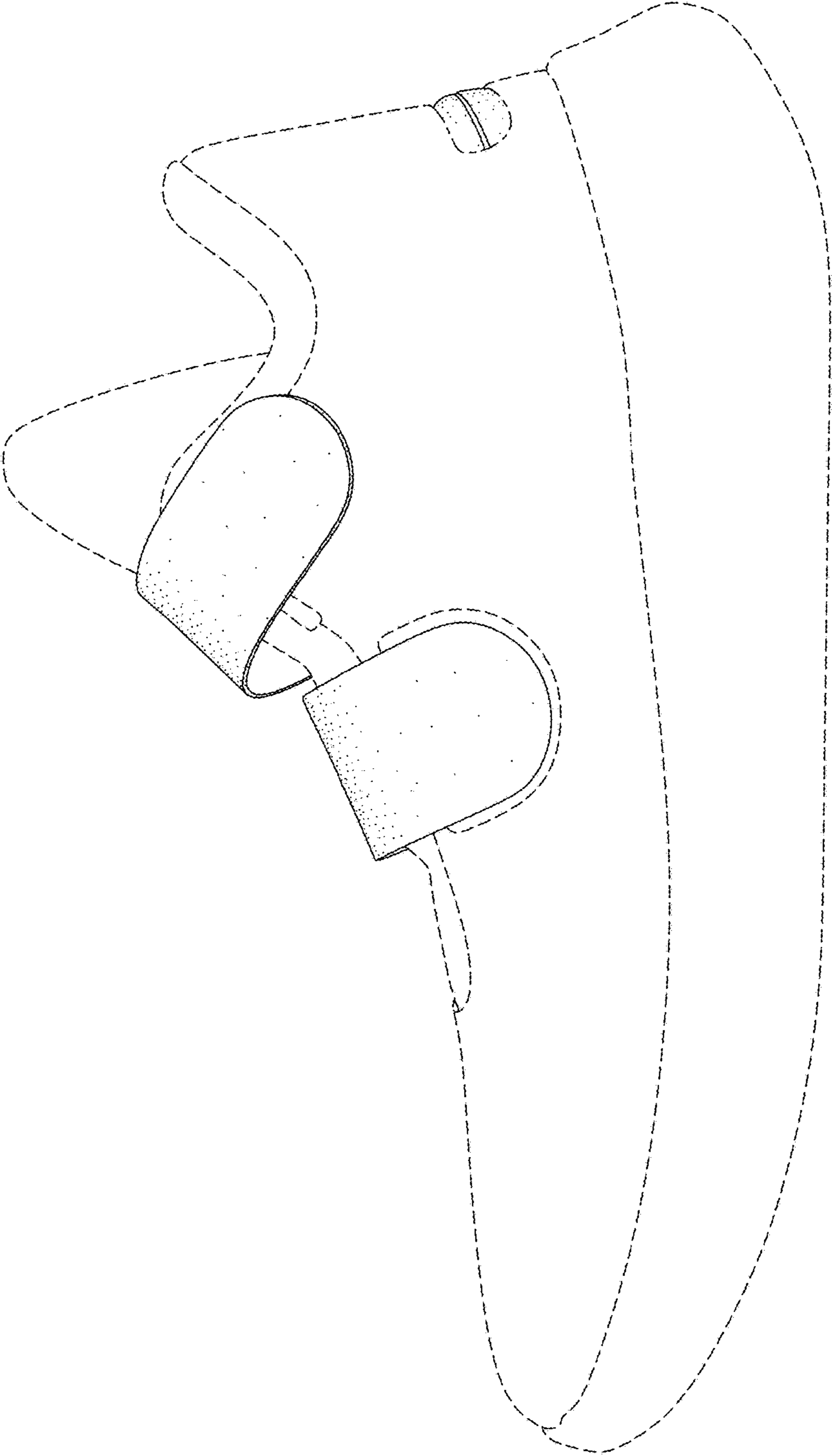


FIG. 4

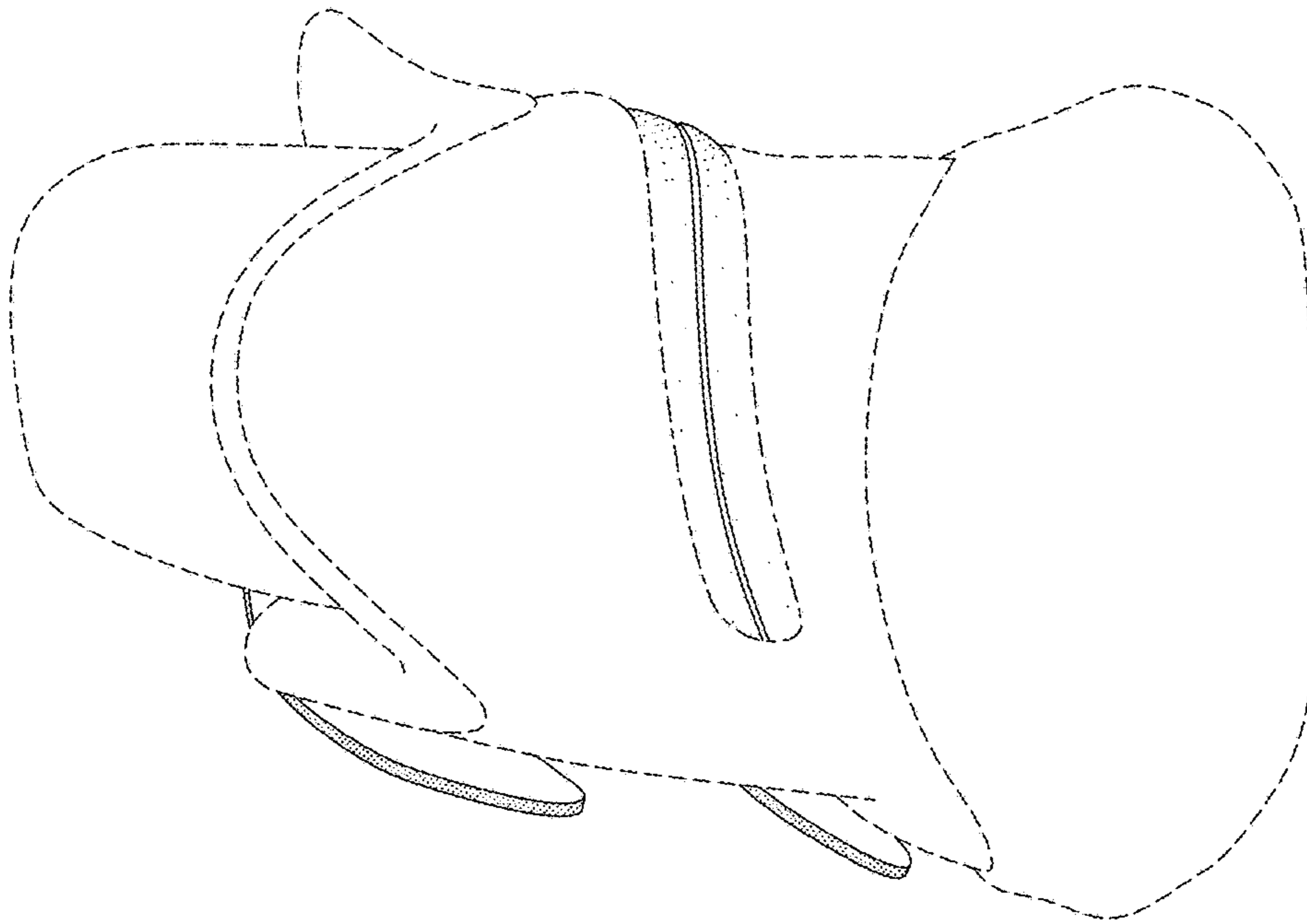


FIG. 5