



US00D838432S

(12) **United States Design Patent**
Pruisken et al.

(10) **Patent No.:** **US D838,432 S**
(45) **Date of Patent:** **** Jan. 22, 2019**

- (54) **SNACK PRODUCT**
- (71) Applicant: **RIP VAN WAFELS, INC.**, Brooklyn, NY (US)
- (72) Inventors: **Abhishek Pruisken**, Brooklyn, NY (US); **Matt Sia**, Brooklyn, NY (US)
- (73) Assignee: **Rip Van Wafels, Inc.**, Brooklyn, NY (US)
- (**) Term: **15 Years**
- (21) Appl. No.: **29/595,552**
- (22) Filed: **Feb. 28, 2017**
- (51) **LOC (11) Cl.** **01-01**
- (52) **U.S. Cl.**
USPC **D1/128; D1/130**
- (58) **Field of Classification Search**
USPC D1/100–130, 199; 426/94, 104, 138, 426/144, 391, 549, 808, 143, 559, 560; D7/388, 359, 409; D6/606; D25/138, D25/38.1, 100, 114; 119/710; D9/456; 428/182; 521/79; 72/301
CPC A21D 13/0029; A21D 13/0074; A21D 13/0022; A21D 13/0006; A23L 1/1641; A23L 1/005
See application file for complete search history.

- (56) **References Cited**
U.S. PATENT DOCUMENTS
D81,273 S * 6/1930 Etter D1/120
2,612,453 A * 9/1952 Stahmer A23L 19/18
426/143
D226,757 S * 4/1973 Boyd D9/456
3,879,564 A * 4/1975 Cocozzella A21D 13/41
426/138

- 4,170,659 A * 10/1979 Totino A21D 13/41
426/95
D277,044 S * 1/1985 Kuhlman D1/128
D318,235 S * 7/1991 Weed D7/359
6,027,753 A * 2/2000 Reeves A21D 8/06
426/144
D511,877 S * 11/2005 Baumgartner D1/121
D549,427 S * 8/2007 Gambino D1/125
D658,941 S * 5/2012 Trussell D7/354
D723,244 S * 3/2015 King D1/128
D742,616 S * 11/2015 Enoch D1/127
D751,333 S * 3/2016 Moehl D7/354
D765,342 S * 9/2016 Bucks D1/125
D772,525 S * 11/2016 Enoch D1/127
2005/0202208 A1 * 9/2005 Kelly A61F 13/537
428/131

* cited by examiner

Primary Examiner — Katie Jane Stofko

(74) *Attorney, Agent, or Firm* — Jonathan D. Ball; Greenberg Traurig, LLP

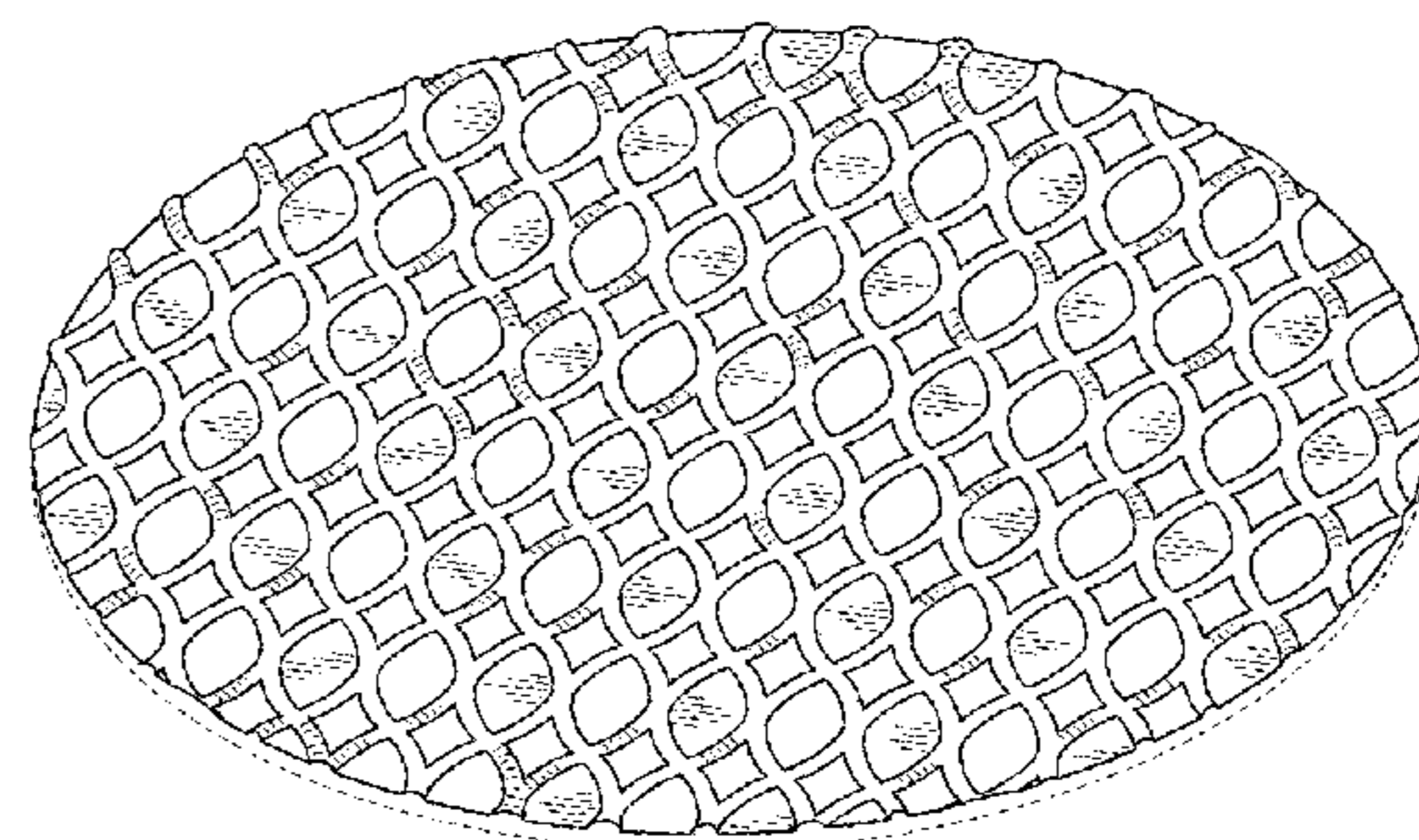
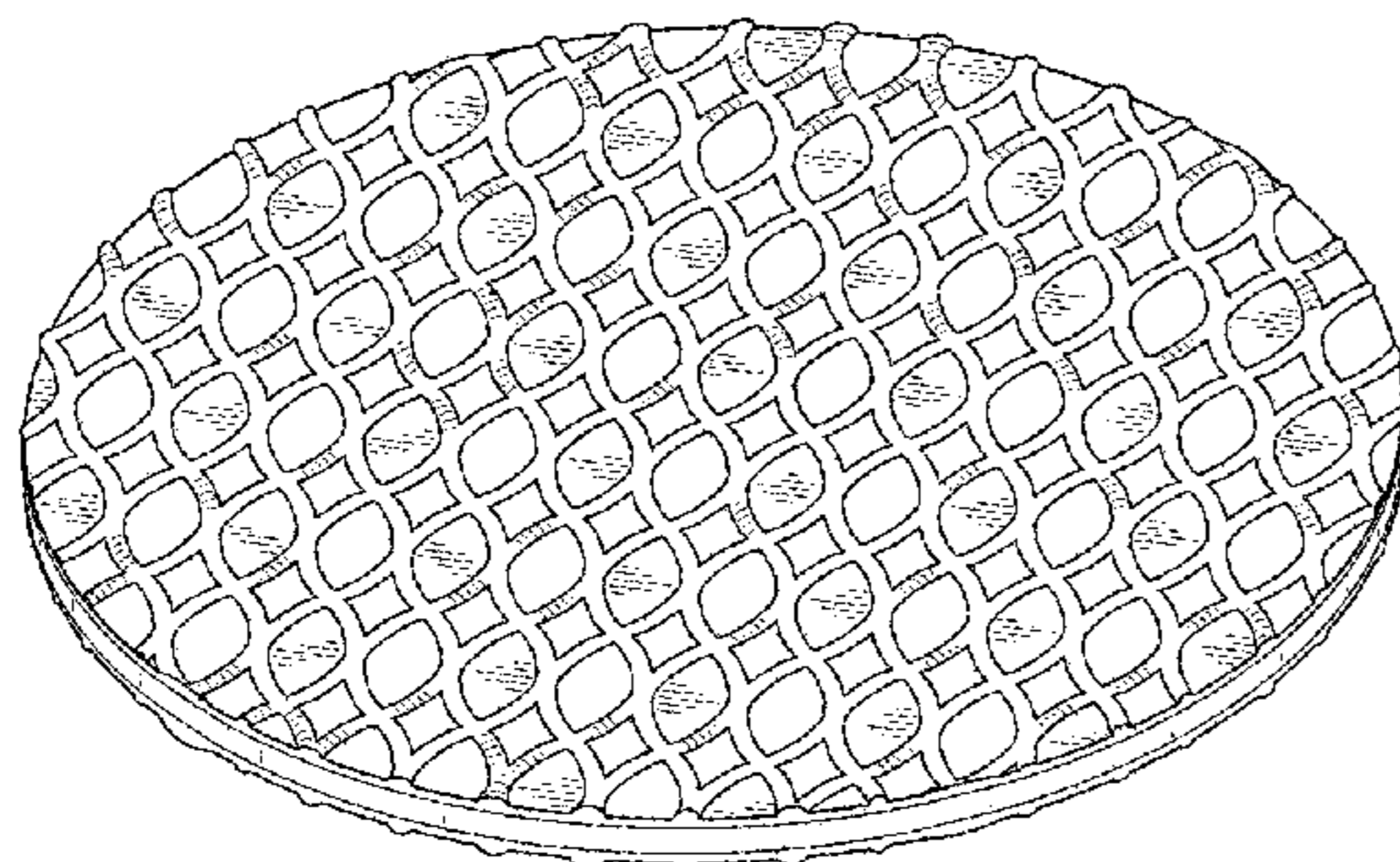
(57) **CLAIM**

The ornamental design for a snack product, as shown and described.

DESCRIPTION

FIG. 1 is a perspective view of a first embodiment of an ornamental design for a snack product.
 FIG. 2 is a front elevation view of the snack product of FIG. 1.
 FIG. 3 is a back elevation view of the snack product of FIG. 1, the back being identical to the front elevation view.
 FIG. 4 is a perspective view of a second embodiment of an ornamental design for a snack product; and,
 FIG. 5 is a front elevation view of the snack product of FIG. 4.
 The broken lines in FIG. 4 illustrate portions of the snack product that form no part of the claimed design.

1 Claim, 5 Drawing Sheets



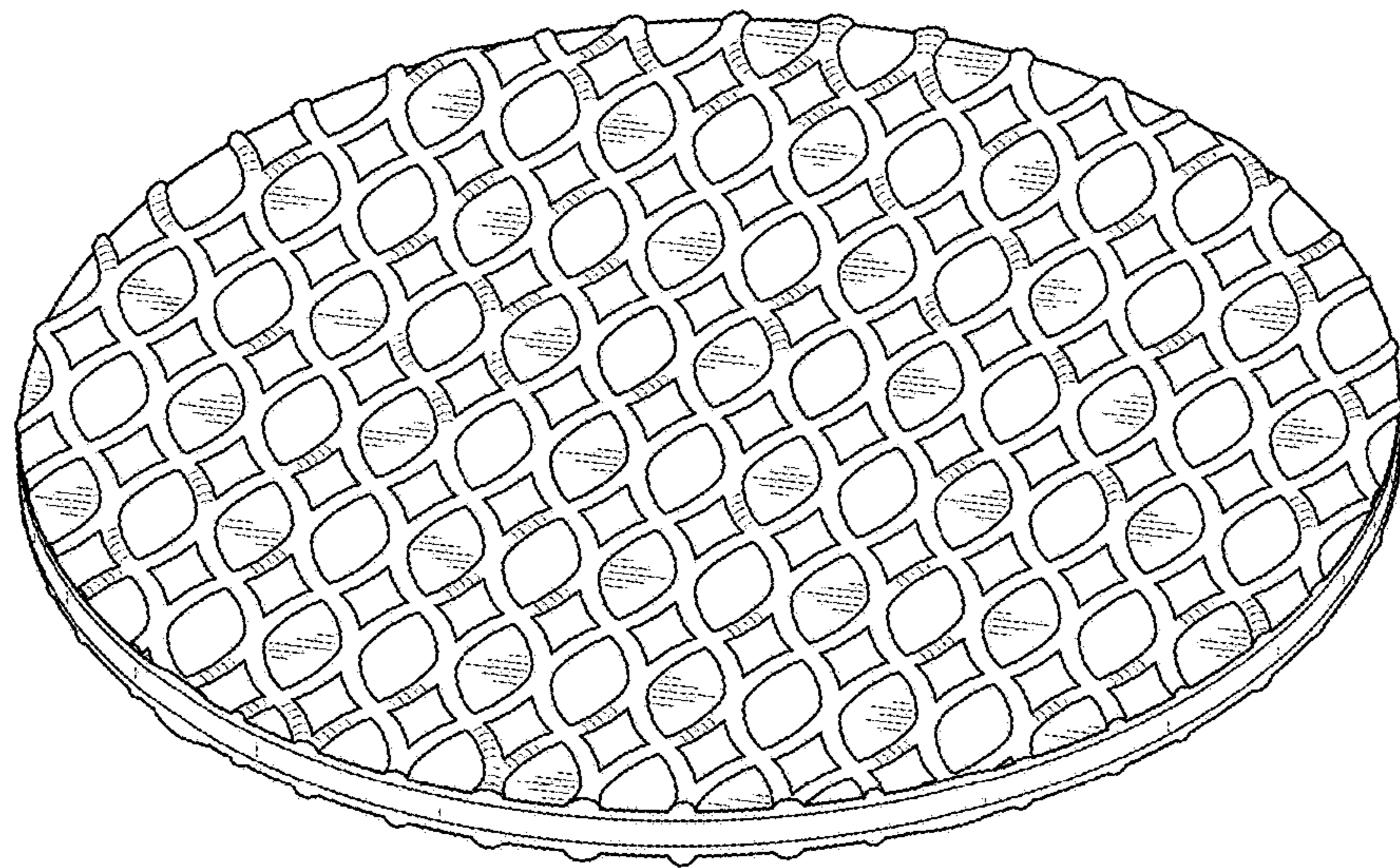


FIG. 1

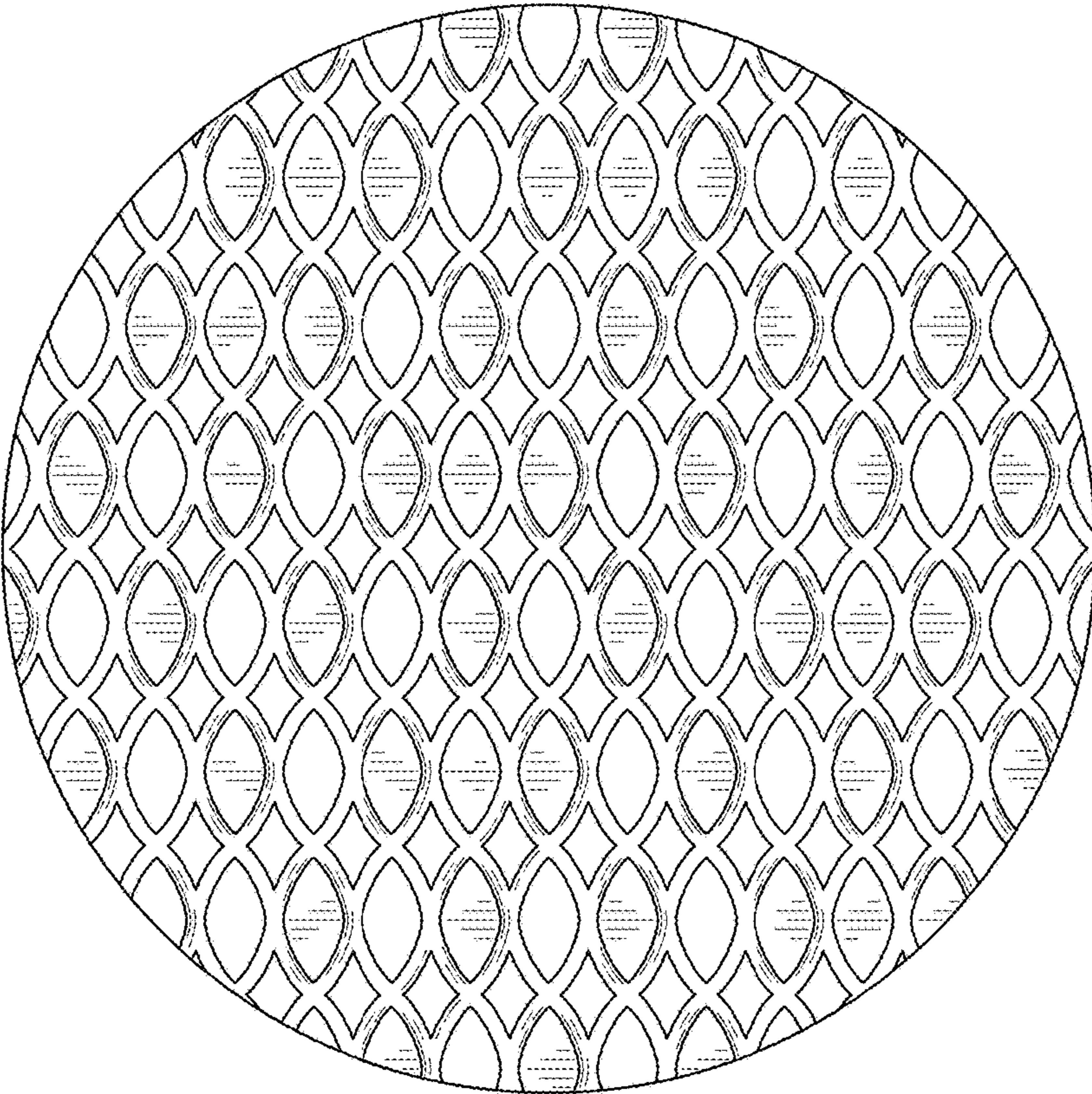


FIG. 2

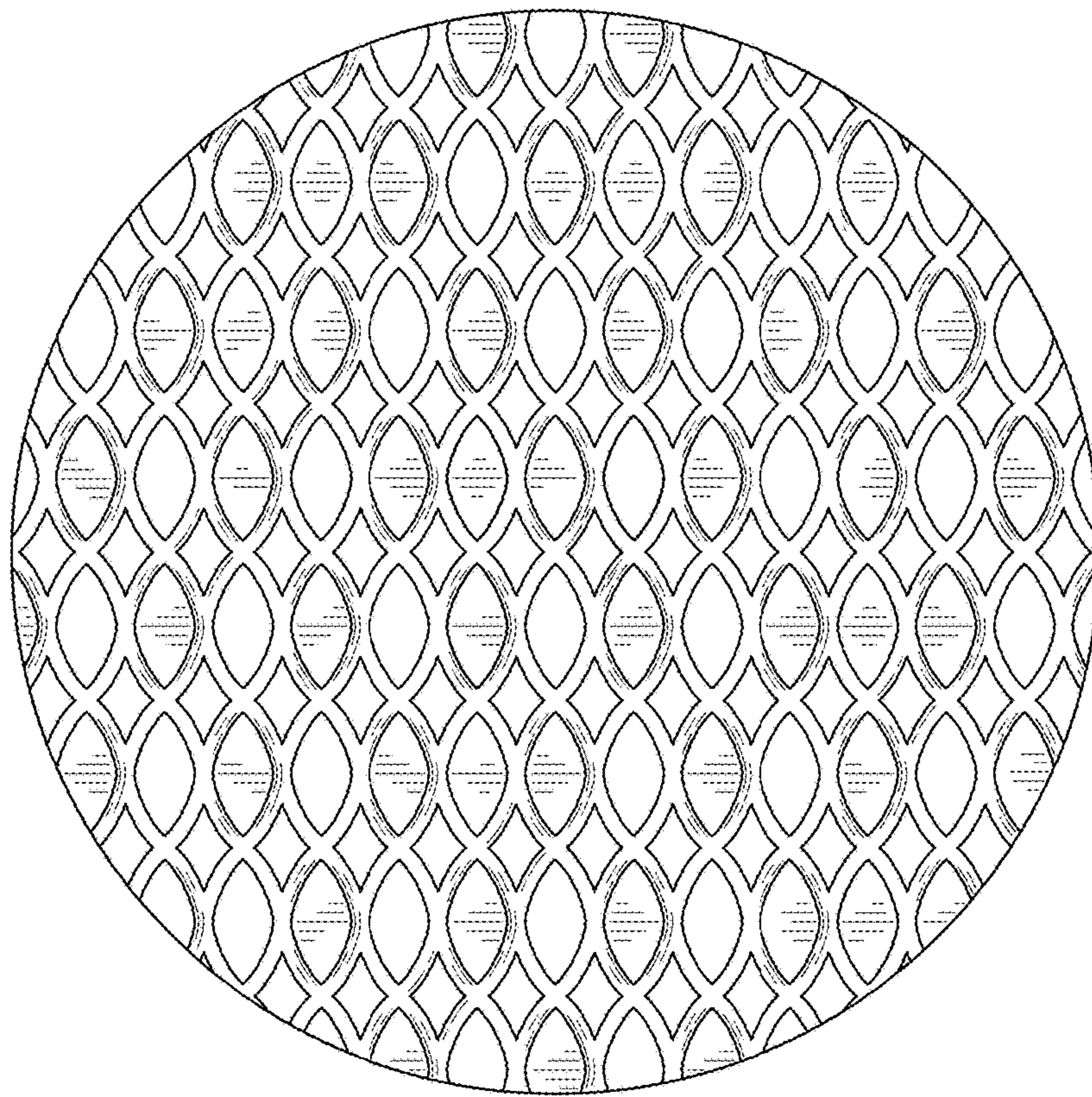


FIG. 3

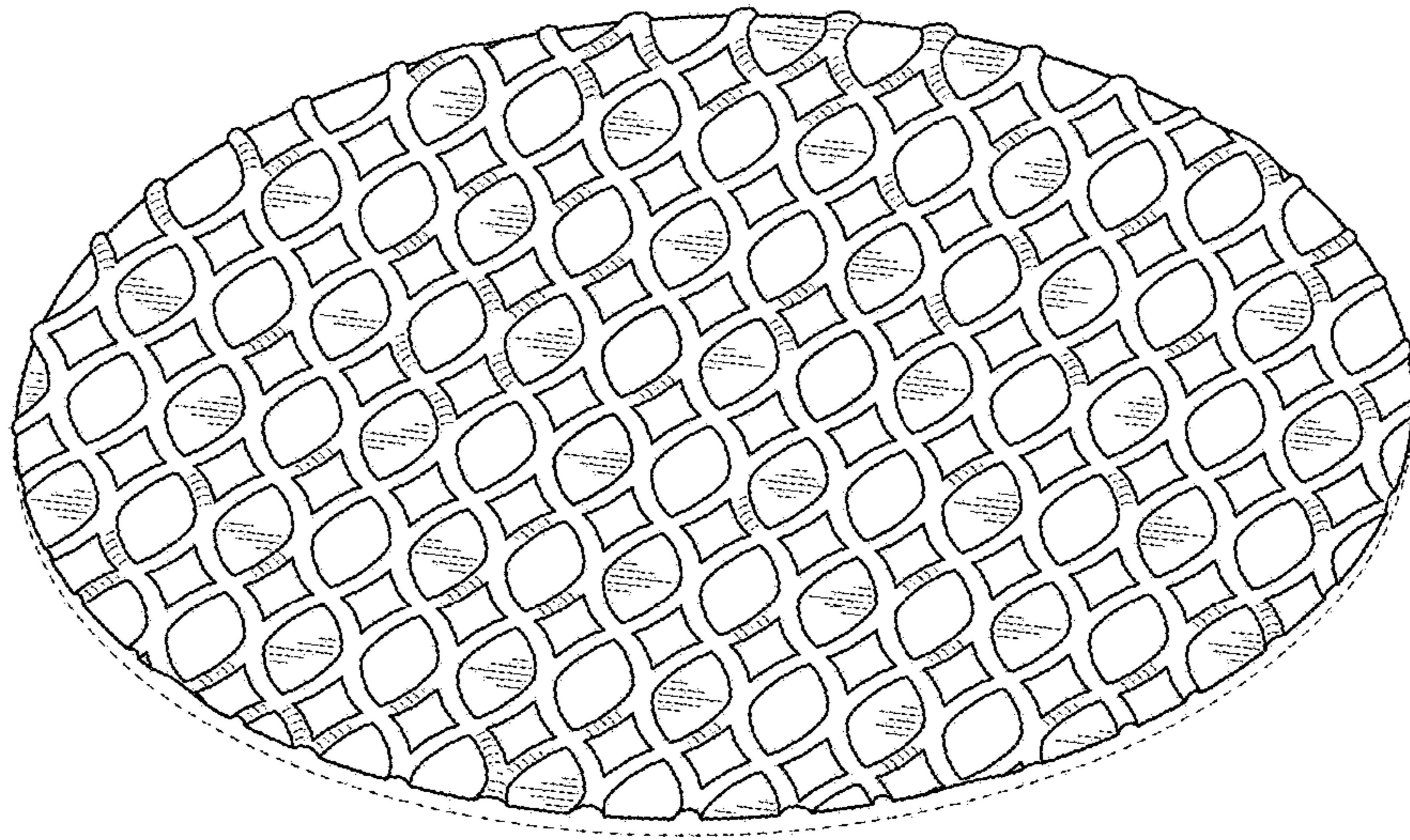


FIG. 4

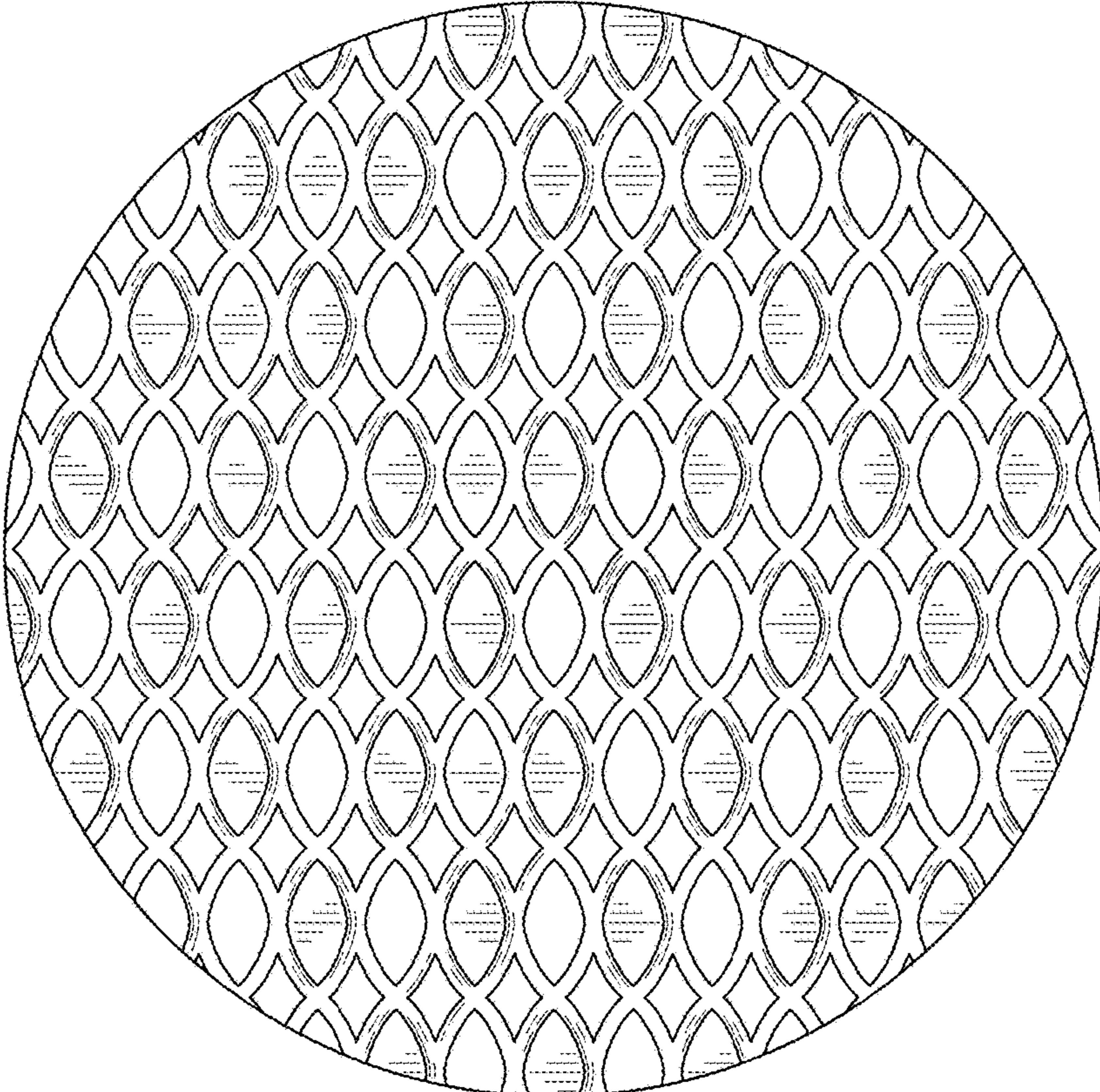


FIG. 5