



US00D838392S

(12) **United States Design Patent**
Thomas

(10) **Patent No.:** **US D838,392 S**
(45) **Date of Patent:** **** Jan. 15, 2019**

(54) **TAIL LIGHT**

(71) Applicant: **Jaguar Land Rover Limited**, Whitley,
Coventry (GB)

(72) Inventor: **Gareth Thomas**, Coventry (GB)

(73) Assignee: **Jaguar Land Rover Limited**, Whitley
Coventry (GB)

(**) Term: **15 Years**

(21) Appl. No.: **29/622,728**

(22) Filed: **Oct. 19, 2017**

(30) **Foreign Application Priority Data**

Apr. 21, 2017 (EM) 003866797

(51) **LOC (11) Cl.** **26-06**

(52) **U.S. Cl.**
USPC **D26/28**

(58) **Field of Classification Search**
USPC D26/28-36; 362/80-83, 267-269,
362/459-468, 475-478, 485-487
CPC F21S 48/00; F21S 48/10; F21S 48/115;
F21S 48/225; F21S 48/1233; F21S
48/1266; F21S 48/1388; F21S 48/2268;
F21V 21/04

See application file for complete search history.

(56) **References Cited**

U.S. PATENT DOCUMENTS

D586,020 S * 2/2009 Hsu D26/28
D586,023 S * 2/2009 Hsu D26/28
D674,939 S * 1/2013 Lai D26/28

D705,962 S * 5/2014 Hildebrand D26/28
D708,770 S * 7/2014 Lai D26/28
D714,982 S * 10/2014 Lai D26/28

* cited by examiner

Primary Examiner — Marcus Jackson

(74) *Attorney, Agent, or Firm* — Wood Herron & Evans
LLP

(57) **CLAIM**

The ornamental design for a tail light, as shown and
described.

DESCRIPTION

FIG. 1 is a front right perspective view of a tail light for a
vehicle according to the present invention.

FIG. 2 is a rear right perspective view of the tail light shown
in FIG. 1.

FIG. 3 is a rear left perspective view thereof.

FIG. 4 is a front left perspective view thereof.

FIG. 5 is a front view thereof.

FIG. 6 is a rear view thereof.

FIG. 7 is a left side view thereof.

FIG. 8 is a right side view thereof.


FIG. 9 is a top view thereof.

FIG. 10 is a bottom view thereof; and,

FIG. 11 is a front right perspective view of the tail light
shown in FIGS. 1-10, but mounted on a vehicle, with the rest
of the vehicle shown in de-emphasized and half-tone por-
tions so as to illustrate environmental structure.

More particularly, in FIG. 11, the inventive tail light is
shown within the broken line, and the elements shown
outside the broken line form no part of the claimed inven-
tion, but are instead included to show environmental aspects
thereof.

1 Claim, 11 Drawing Sheets






FIG. 1




FIG. 2



FIG. 3




FIG. 4




FIG. 5




FIG. 6



FIG. 7



FIG. 8

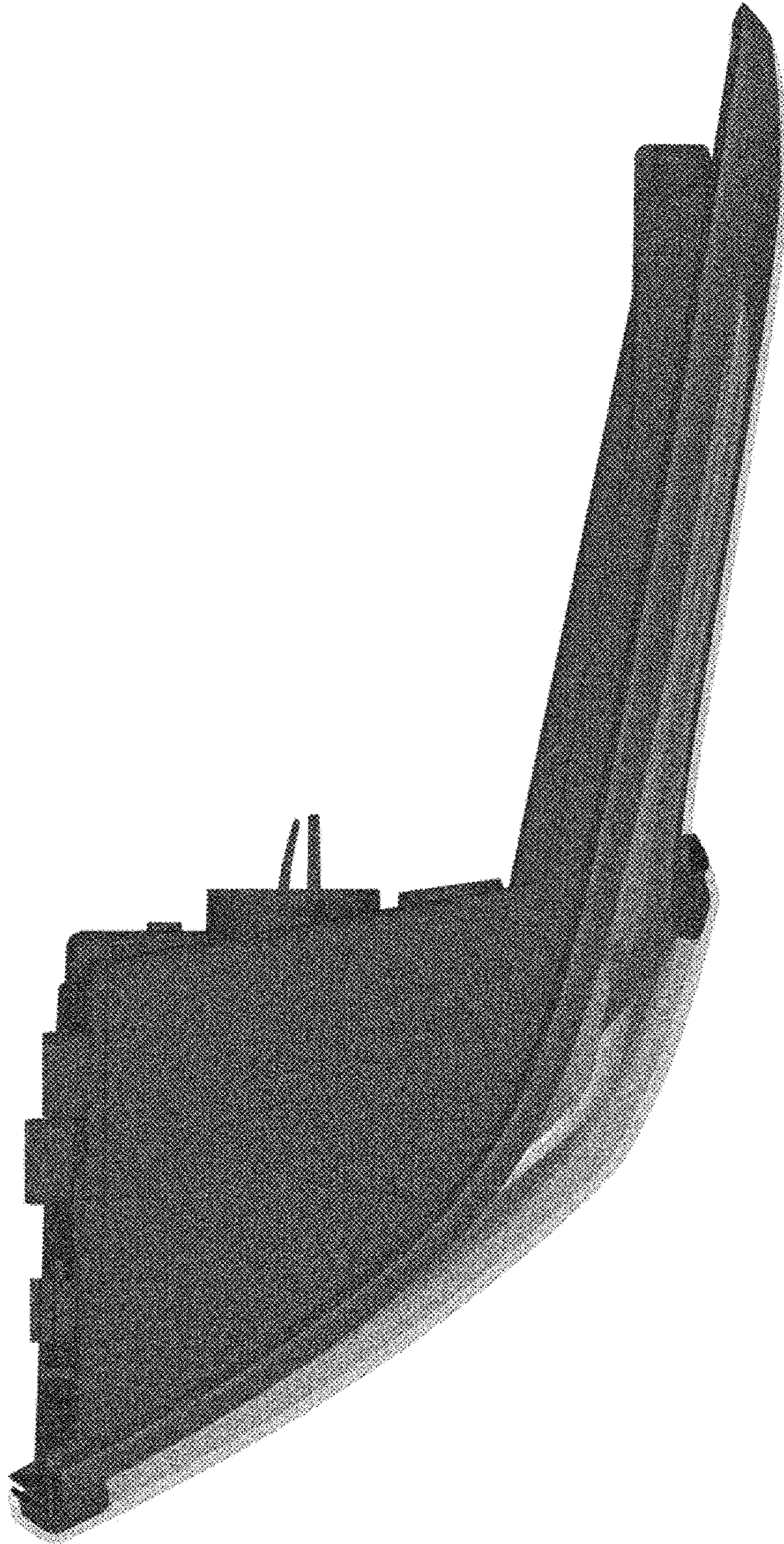


FIG. 9




FIG. 10




FIG. 11