

US00D838378S

(12) **United States Design Patent** (10) **Patent No.:** **US D838,378 S**  
**Cao** (45) **Date of Patent:** **\*\* Jan. 15, 2019**

(54) **VIBRATING PROSTATE MASSAGER**

(71) Applicant: **Ruyi Cao**, Guangdong (CN)

(72) Inventor: **Ruyi Cao**, Guangdong (CN)

(\*\*) Term: **15 Years**

(21) Appl. No.: **29/618,388**

(22) Filed: **Sep. 21, 2017**

(51) **LOC (11) Cl.** ..... **28-03**

(52) **U.S. Cl.**  
USPC ..... **D24/215**

(58) **Field of Classification Search**  
USPC .. 601/15, 18, 19, 27, 28-32, 46, 47, 48, 52,  
601/72, 99, 112, 113, 118, 135, 137,  
601/DIG. 12, DIG. 14, DIG. 15, DIG. 16,  
601/DIG. 17; D24/200, 211, 212, 213,  
D24/214, 215; D30/160; 600/38  
CPC ..... A61H 19/34; A61H 19/40; A61H 19/44;  
A61H 19/50; A61H 7/004; A61H 15/0092  
See application file for complete search history.

(56) **References Cited**

**U.S. PATENT DOCUMENTS**

D226,583 S *	3/1973	Welch	.....	D24/214
D342,138 S *	12/1993	Wollman	.....	D24/214
5,925,002 A *	7/1999	Wollman	.....	A61H 23/0263 601/46
D435,913 S *	1/2001	Harris	.....	D24/214
D507,654 S *	7/2005	Gollnick	.....	D24/200
7,749,178 B2 *	7/2010	Imboden	.....	A61H 19/00 601/15
D633,615 S *	3/2011	Takashima	.....	D24/141
D636,088 S *	4/2011	Loew	.....	D24/200
D693,932 S *	11/2013	Nichols	.....	D24/214
9,119,763 B1 *	9/2015	Leary	.....	A61H 7/007
D794,854 S *	8/2017	Zepter	.....	D24/200
2008/0071138 A1 *	3/2008	Mertens	.....	A61H 7/005 600/38
2008/0306417 A1 *	12/2008	Imboden	.....	A61H 19/00 601/134

2012/0165708 A1 *	6/2012	Parsloe	.....	A61H 15/0092 601/18
2014/0142472 A1 *	5/2014	Giraud	.....	A61H 7/005 601/18
2014/0163437 A1 *	6/2014	Mack	.....	A61H 19/30 601/46
2015/0157531 A1 *	6/2015	Sedic	.....	A61H 19/40 601/46
2016/0000642 A1 *	1/2016	Zipper	.....	A61H 19/34 600/38
2016/0008218 A1 *	1/2016	Murison	.....	A61H 19/34 601/46
2016/0015596 A1 *	1/2016	Murison	.....	A61H 23/0263 600/38
2016/0045392 A1 *	2/2016	Massey	.....	A61H 23/02 601/46

(Continued)

**OTHER PUBLICATIONS**

Amazon, "Paloqueth Male Vibrating . . . ", Apr. 1, 2017. [https://www.amazon.com/PALOQUETH-Vibrating-Prostate-Massager-Stimulation/product-reviews/B06XKNWJN2/ref=cm\\_cr\\_othr\\_d\\_paging\\_btm\\_54?ie=UTF8&reviewerType=all\\_reviews&sortBy=recent&pageNumber=54](https://www.amazon.com/PALOQUETH-Vibrating-Prostate-Massager-Stimulation/product-reviews/B06XKNWJN2/ref=cm_cr_othr_d_paging_btm_54?ie=UTF8&reviewerType=all_reviews&sortBy=recent&pageNumber=54). (Year: 2017).\*

*Primary Examiner* — Cynthia Ramirez  
*Assistant Examiner* — Michael A Maharajh

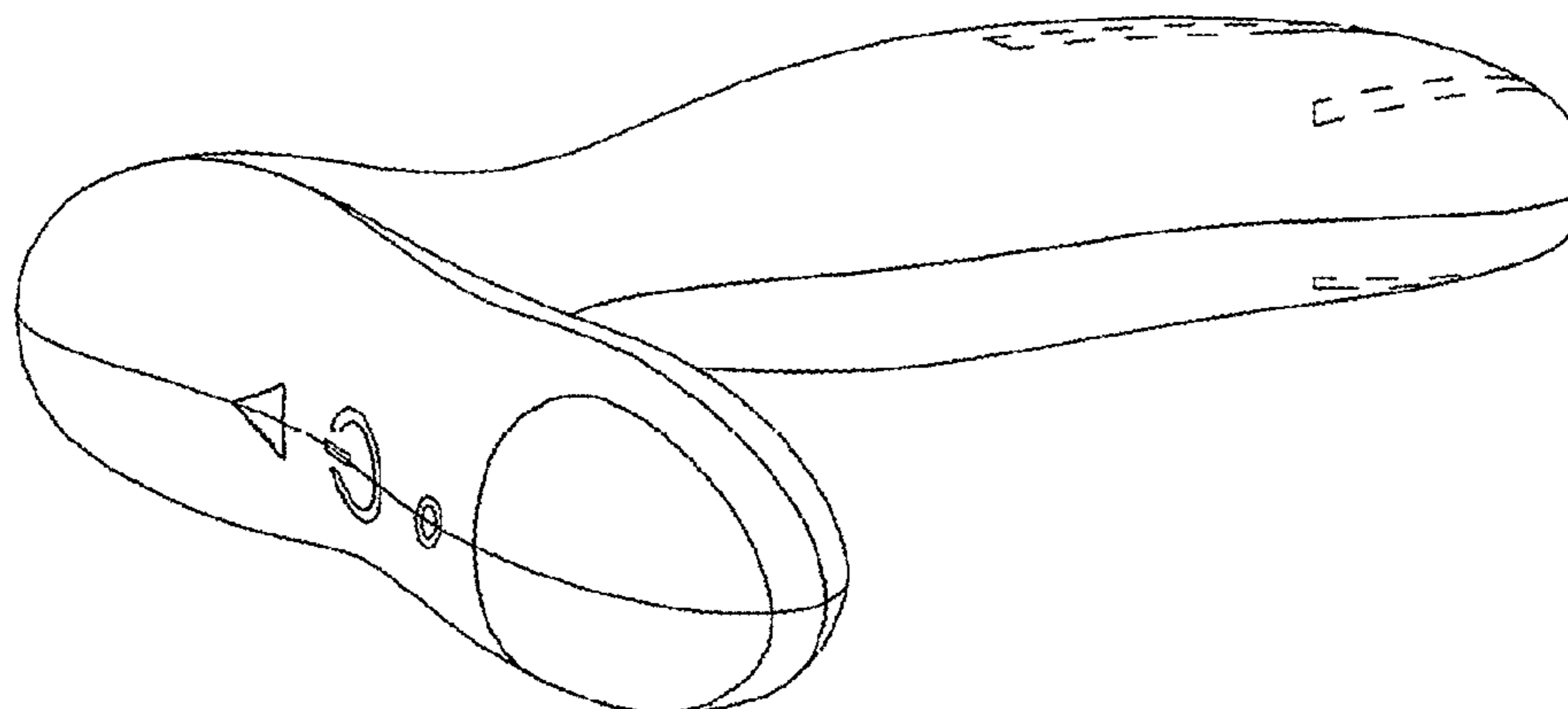
(57) **CLAIM**

The ornamental design for vibrating prostate massager, as shown and described.

**DESCRIPTION**

FIG. 1 is a perspective view of a vibrating prostate massager showing my new design;  
FIG. 2 is a front elevational view thereof;  
FIG. 3 is a rear elevational view thereof;  
FIG. 4 is a right side view thereof;  
FIG. 5 is a left side view thereof;  
FIG. 6 is a bottom plan view thereof; and,  
FIG. 7 is a top plan view thereof.

**1 Claim, 7 Drawing Sheets**



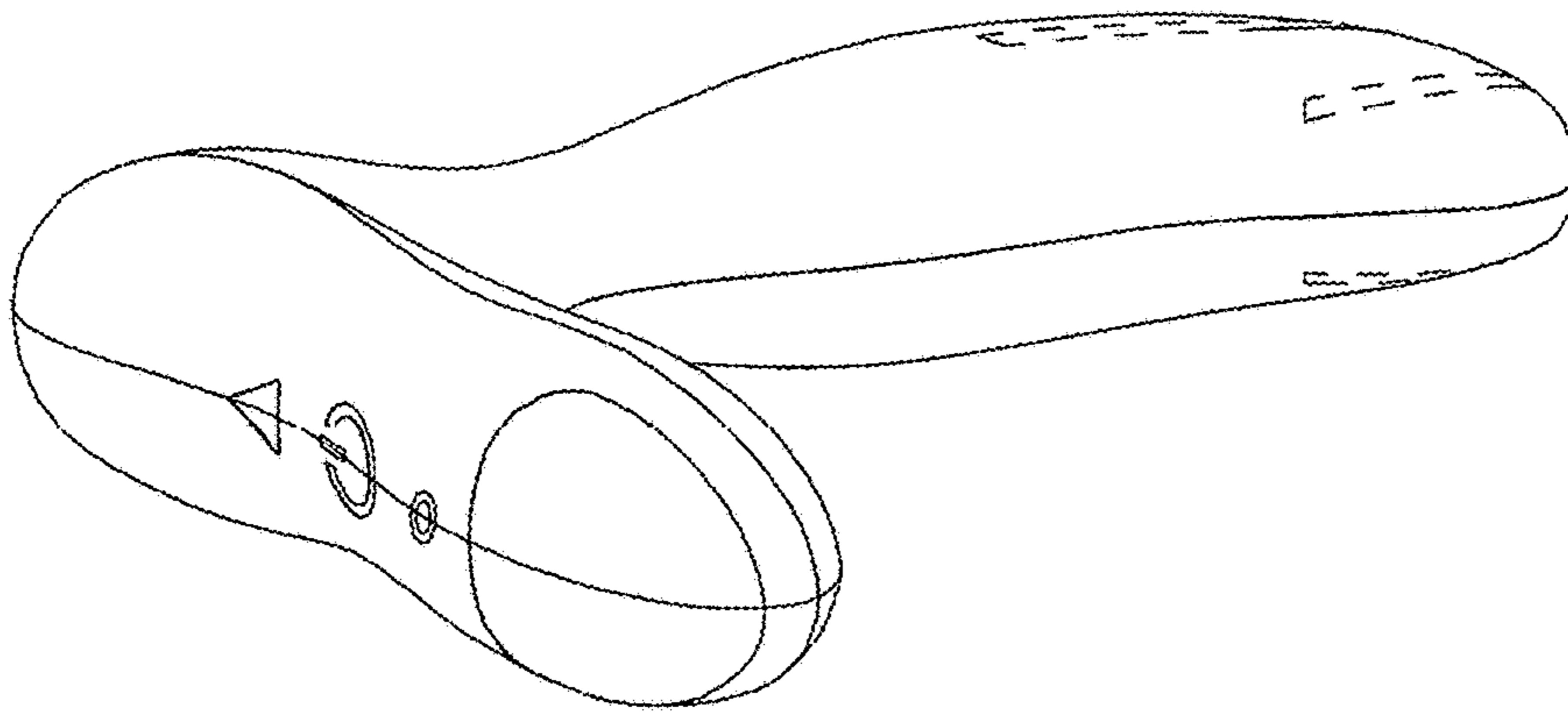
(56)

**References Cited**

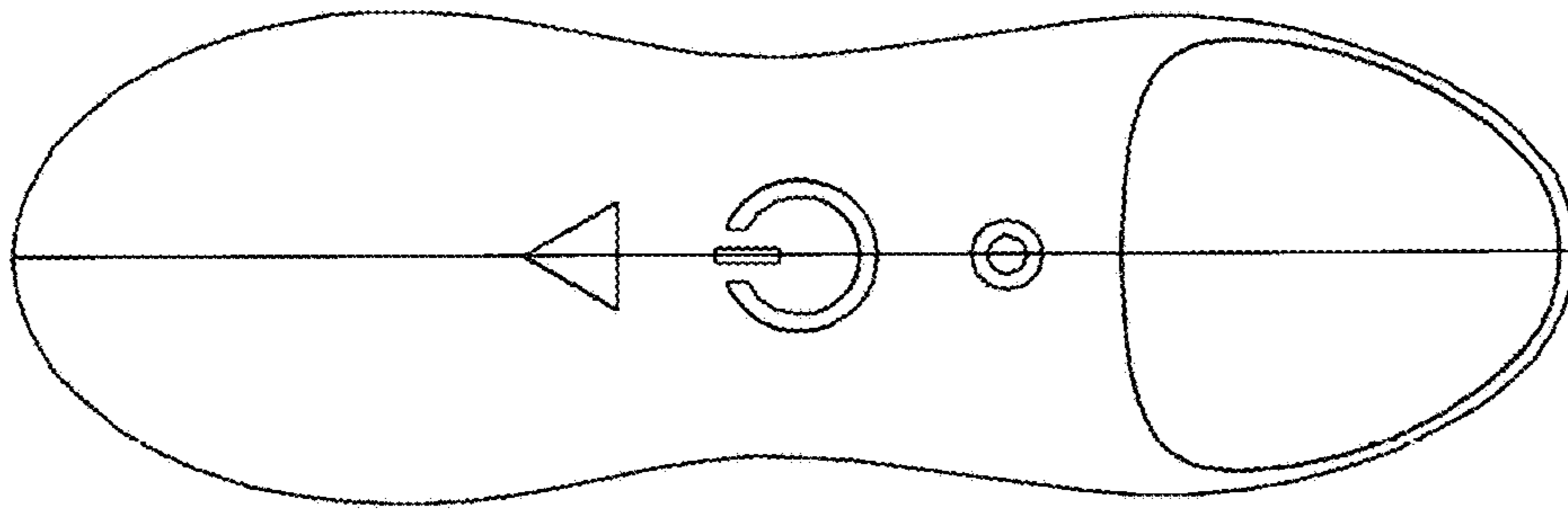
U.S. PATENT DOCUMENTS

2016/0074276 A1\* 3/2016 Scheuring ..... A61H 9/0071  
600/38

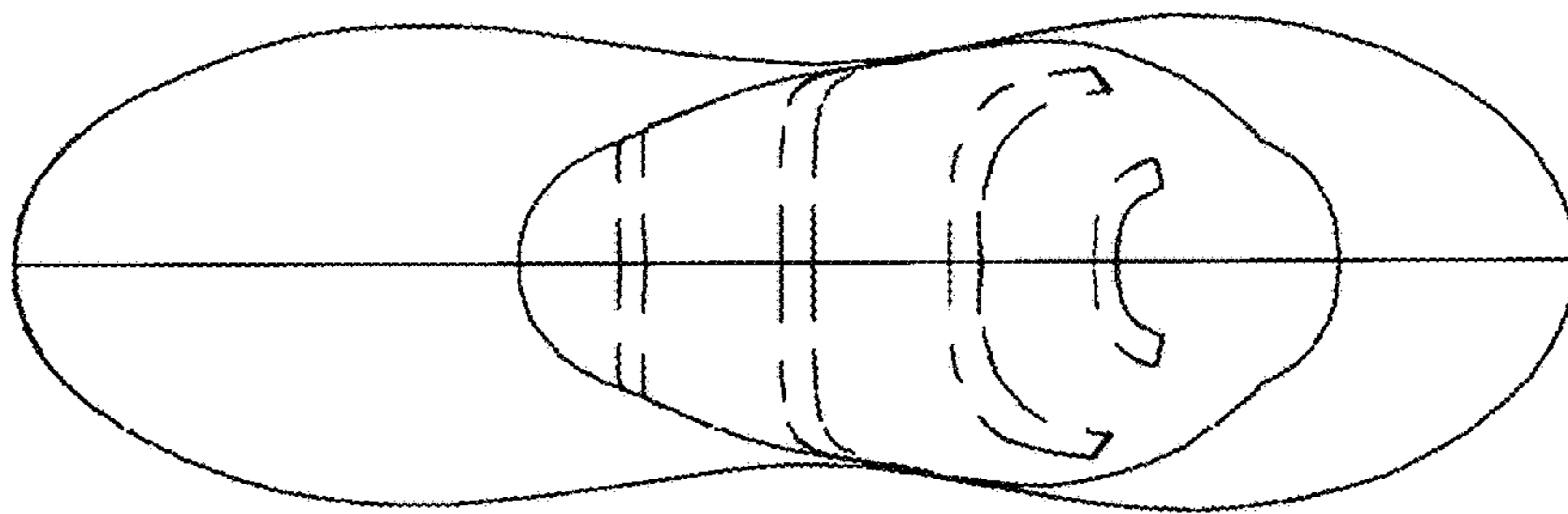
\* cited by examiner



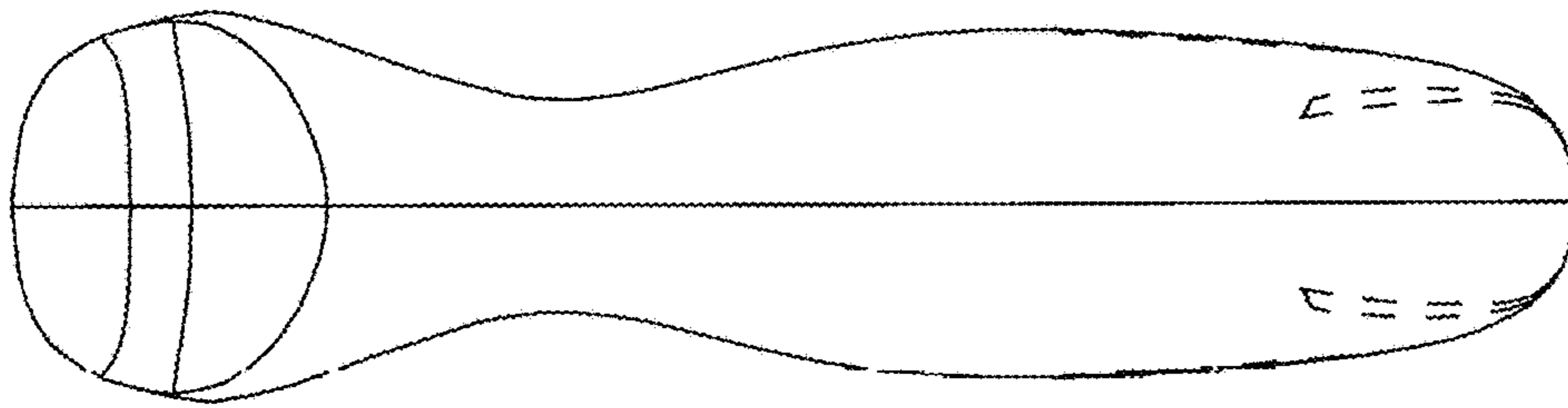
**FIG. 1**



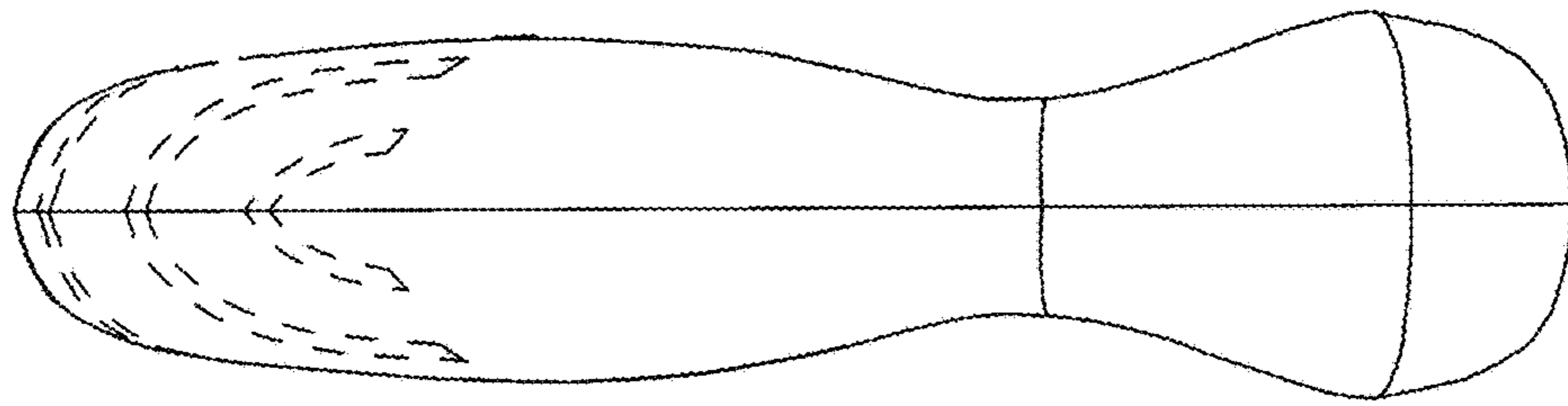
**FIG. 2**



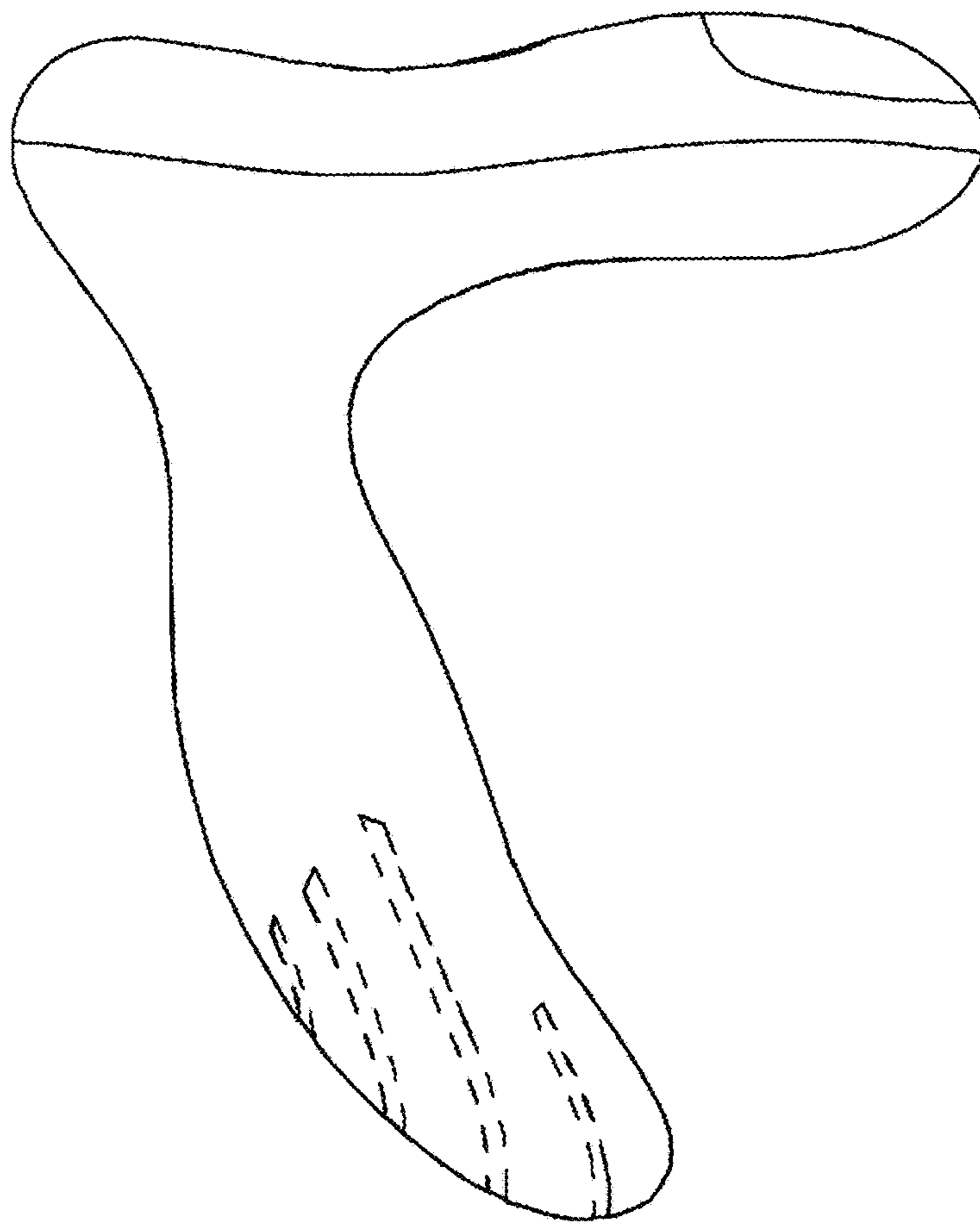
**FIG. 3**



**FIG. 4**

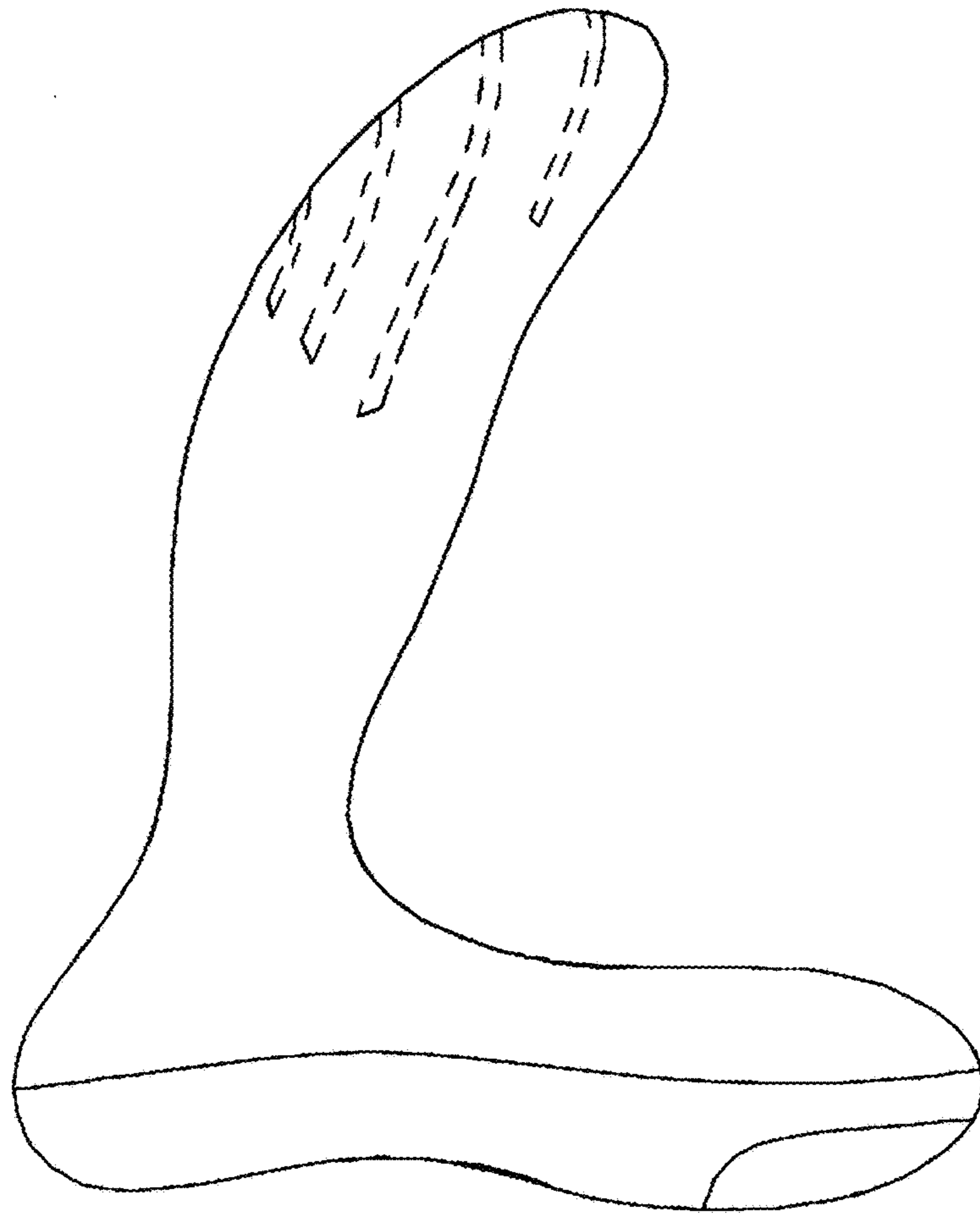


**FIG. 5**



**FIG. 6**





**FIG. 7**