



US00D838377S

(12) **United States Design Patent** (10) **Patent No.:** **US D838,377 S**  
**Hu** (45) **Date of Patent:** **\*\* Jan. 15, 2019**

(54) **MASSAGER**  
(71) Applicant: **Jun Hao Hu**, Shenzhen, Guangdong (CN)  
(72) Inventor: **Jun Hao Hu**, Shenzhen, Guangdong (CN)  
(\*\*) Term: **15 Years**  
(21) Appl. No.: **29/591,190**  
(22) Filed: **Jan. 17, 2017**  
(51) **LOC (11) Cl.** ..... **28-03**  
(52) **U.S. Cl.**  
USPC ..... **D24/215**  
(58) **Field of Classification Search**  
USPC .. 601/15, 18, 19, 27, 28-32, 46, 47, 48, 52, 601/72, 99, 112, 113, 118, 135, 137, 601/DIG. 12, DIG. 14, DIG. 15, DIG. 16, 601/DIG. 17; D24/200, 211, 212, 213, D24/214, 215; D30/160; 600/38  
CPC .... A61H 15/0085; A61H 19/34; A61H 19/40; A61H 19/50  
See application file for complete search history.

(56) **References Cited**  
**U.S. PATENT DOCUMENTS**  
6,190,307 B1 \* 2/2001 Tsai ..... A61H 19/34 600/38  
D596,307 S \* 7/2009 Stewart ..... D24/214  
D604,425 S \* 11/2009 Stewart ..... D24/214  
D609,817 S \* 2/2010 Piller ..... D24/215  
D613,417 S \* 4/2010 Imboden ..... D24/215  
D653,349 S \* 1/2012 Chong ..... D24/215  
D681,225 S \* 4/2013 Chen ..... D24/215  
8,500,627 B2 \* 8/2013 Lee ..... A61H 19/34 600/38  
D693,936 S \* 11/2013 Chen ..... D24/215  
D712,054 S \* 8/2014 Tai ..... A61H 19/40 D24/215

D739,546 S \* 9/2015 Cheung ..... D24/215  
D739,547 S \* 9/2015 Cheung ..... D24/215  
D739,548 S \* 9/2015 Cheung ..... D24/215  
D743,570 S \* 11/2015 Cheung ..... D24/215  
D773,061 S \* 11/2016 Loebel ..... D24/200  
D795,445 S \* 8/2017 Marshall ..... D24/215  
D802,784 S \* 11/2017 Lee ..... D24/215  
9,844,486 B2 \* 12/2017 Lee ..... A61H 19/44  
2007/0149903 A1 \* 6/2007 Nan ..... A61H 19/34 601/72  
2008/0119767 A1 \* 5/2008 Berry ..... A61H 19/34 601/46

(Continued)

**OTHER PUBLICATIONS**

“Massager”, www.orbit.com. RGN 304396107. Jan. 17, 2017. APN 201730016933. (Year: 2017).\*

(Continued)

*Primary Examiner* — Cynthia Ramirez  
*Assistant Examiner* — Michael A Maharajh

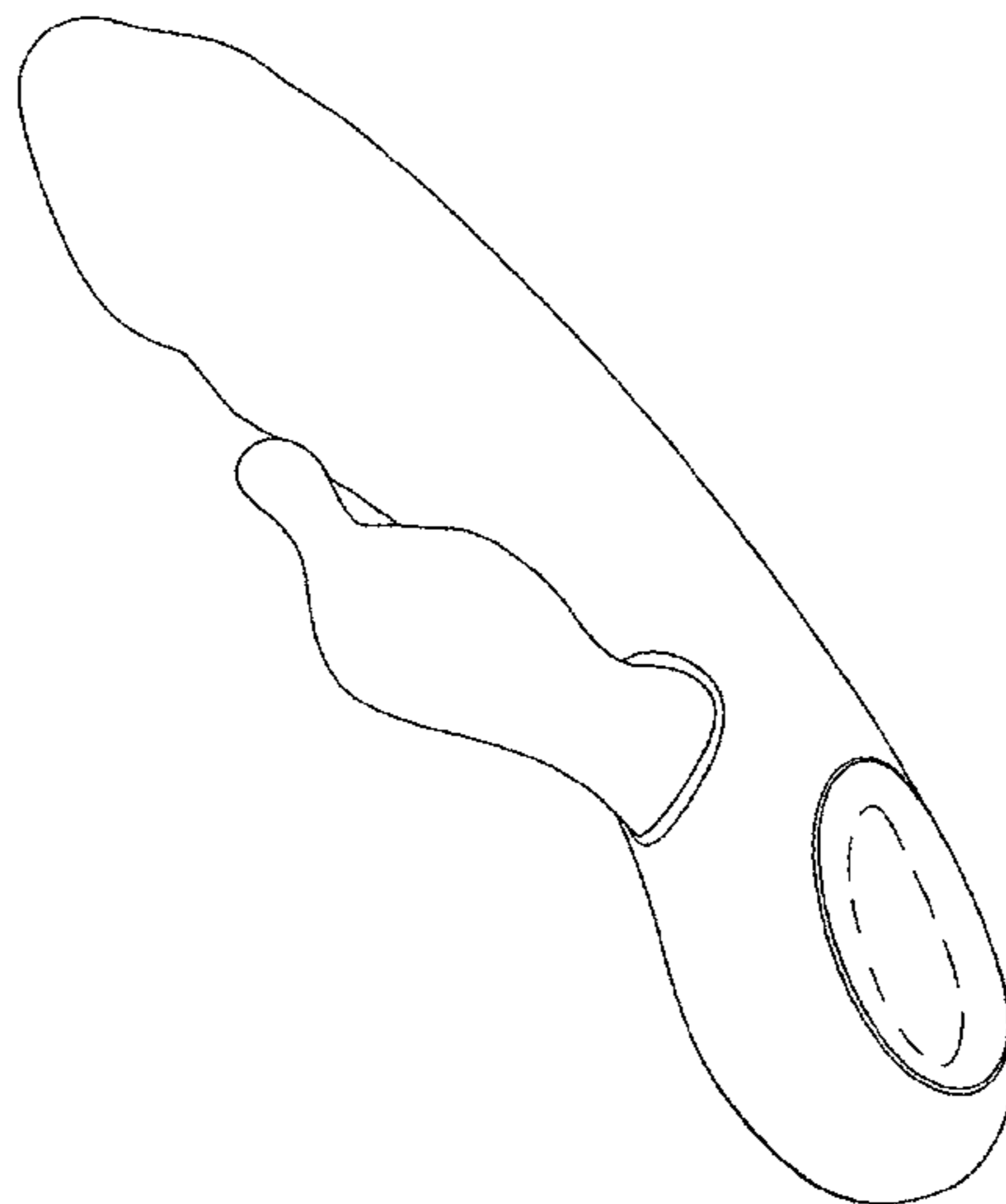
(57) **CLAIM**

The ornamental design for a massager, as shown and described.

**DESCRIPTION**

FIG. 1 is a perspective view of a massager showing my new design;  
FIG. 2 is another perspective view thereof;  
FIG. 3 is a front elevation view thereof;  
FIG. 4 is a rear elevation view thereof;  
FIG. 5 is a top plan view thereof;  
FIG. 6 is a bottom plan view thereof;  
FIG. 7 is a left side elevation view thereof; and,  
FIG. 8 is a right side elevation view thereof.  
The broken lines shown in the figures are for the purpose of illustrating portions of the massager which form no part of the claimed design.

**1 Claim, 7 Drawing Sheets**



(56)

**References Cited**

U.S. PATENT DOCUMENTS

2011/0105837 A1\* 5/2011 Lee ..... A61H 19/34  
600/38  
2015/0174001 A1\* 6/2015 Milton ..... A61H 21/00  
600/41  
2016/0045392 A1\* 2/2016 Massey ..... A61H 23/02  
601/46

OTHER PUBLICATIONS

Alibaba, "New Waterproof quiet adult toy G-Spot Vagina . . . ", Jul. 12, 2016. [https://www.alibaba.com/product-detail/New-waterproof-quiet-adult-toy-G\\_60699927341.html?spm=a2700.7724838.2017115.12.79fc4ff1cabNFV](https://www.alibaba.com/product-detail/New-waterproof-quiet-adult-toy-G_60699927341.html?spm=a2700.7724838.2017115.12.79fc4ff1cabNFV). Shown on p. 1. (Year: 2016).\*

\* cited by examiner

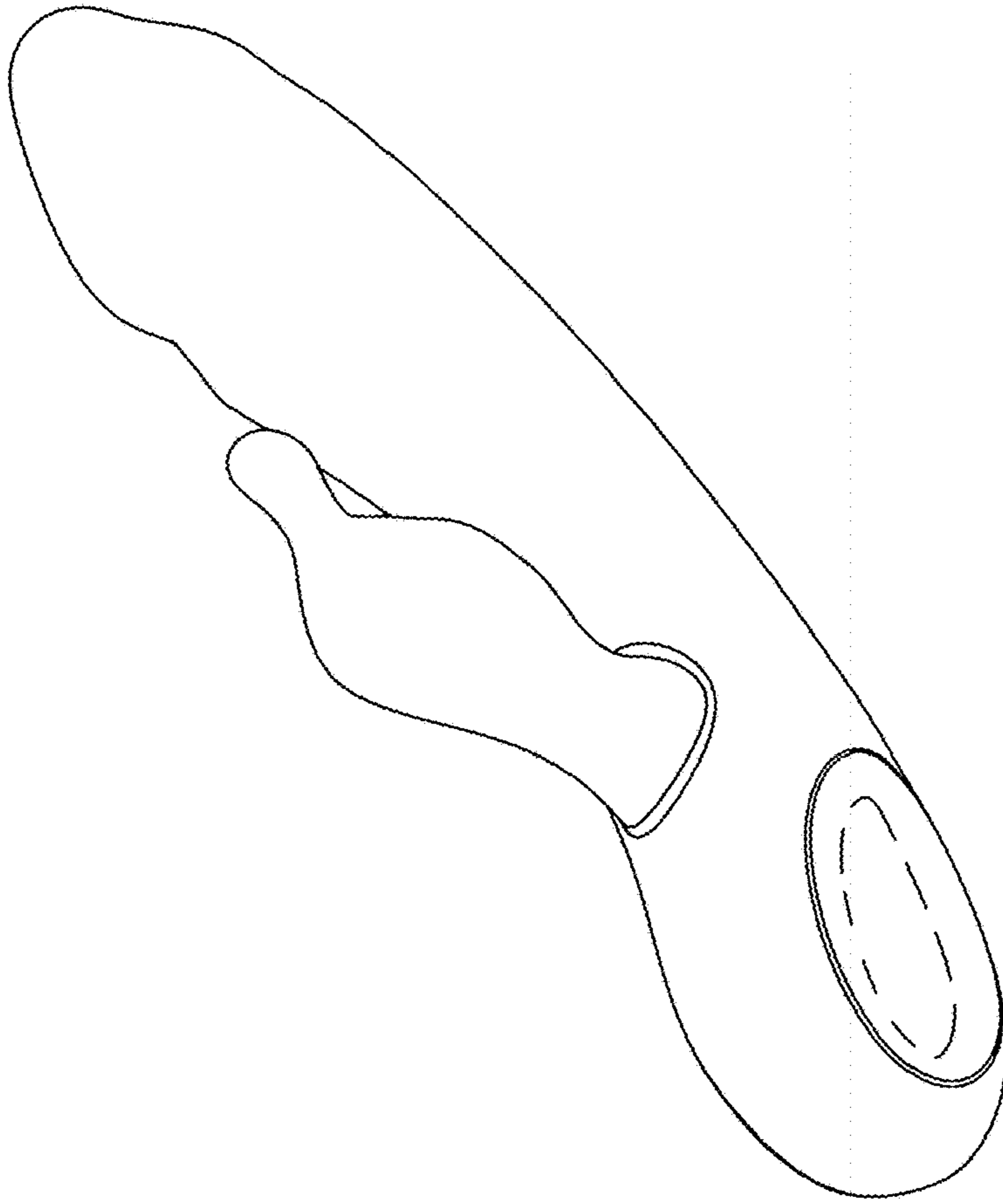
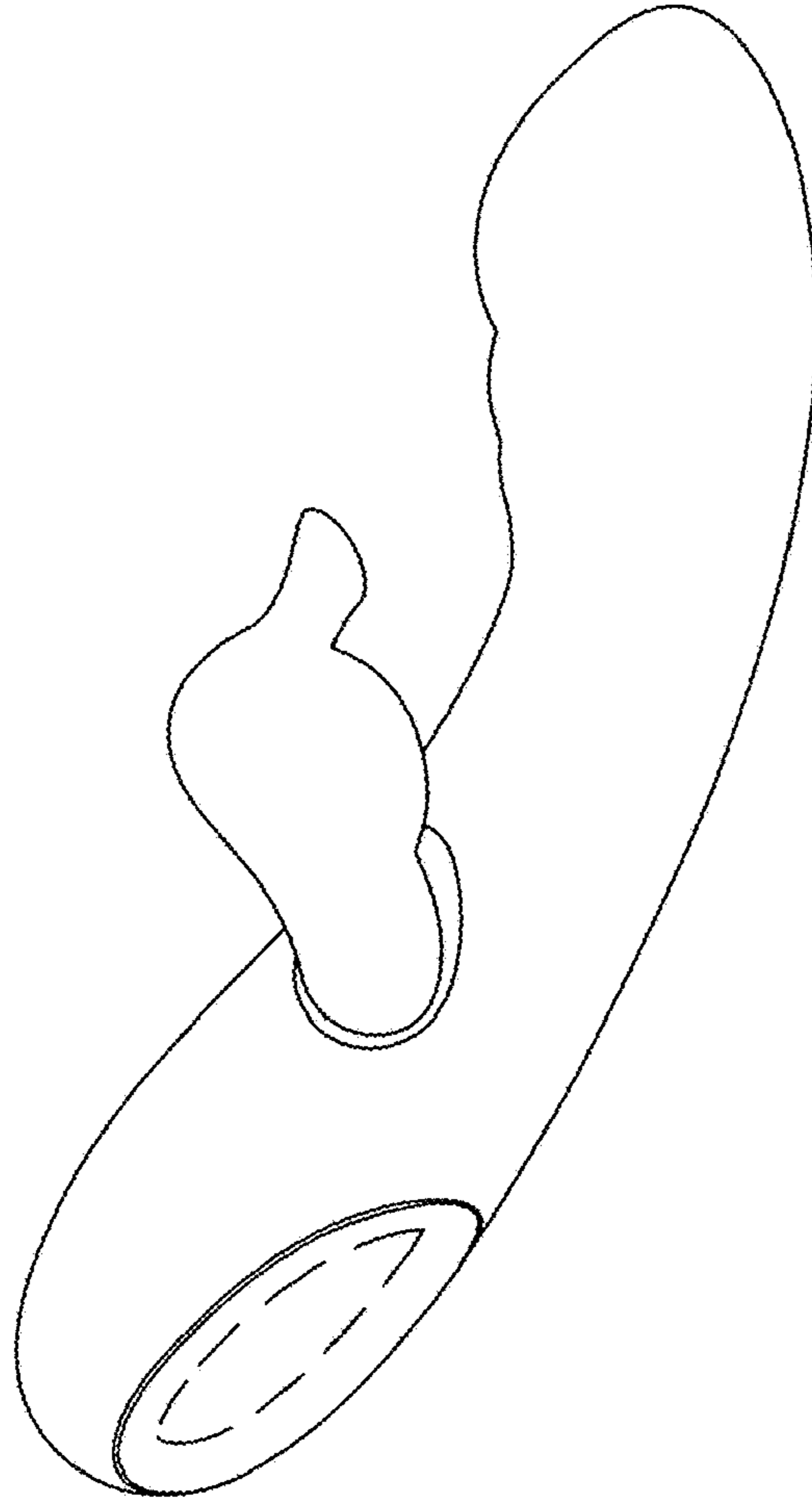
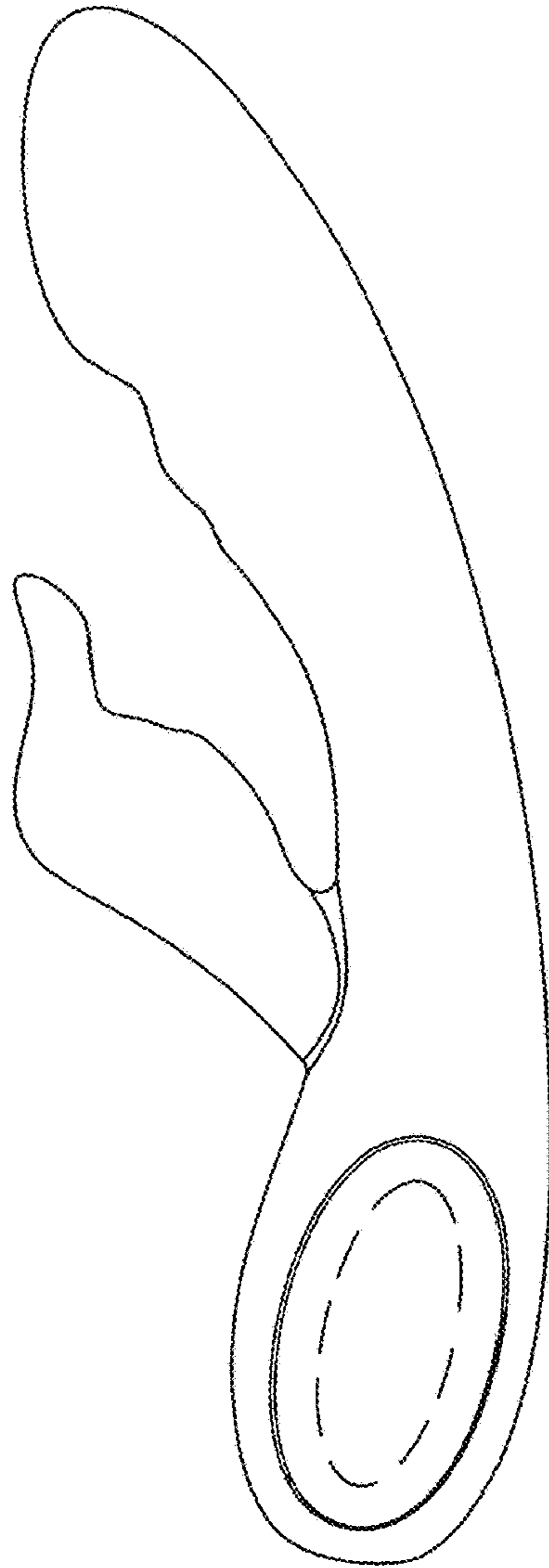


Fig. 1



**Fig. 2**



**Fig. 3**

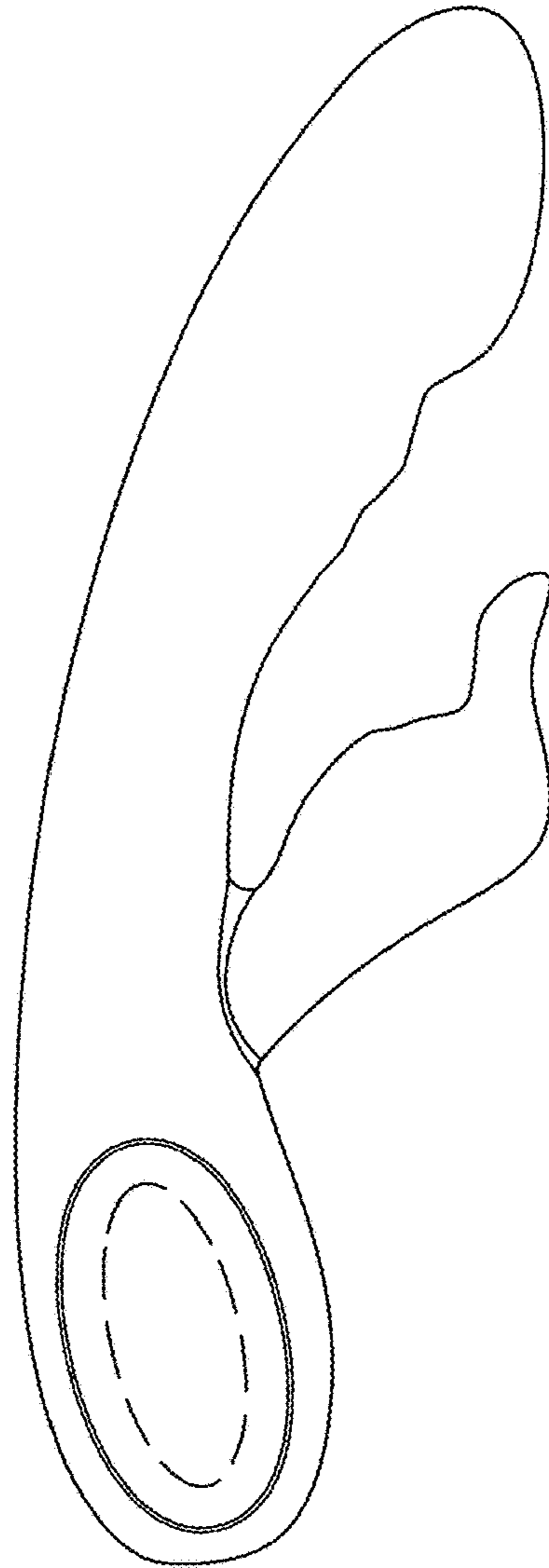


Fig. 4

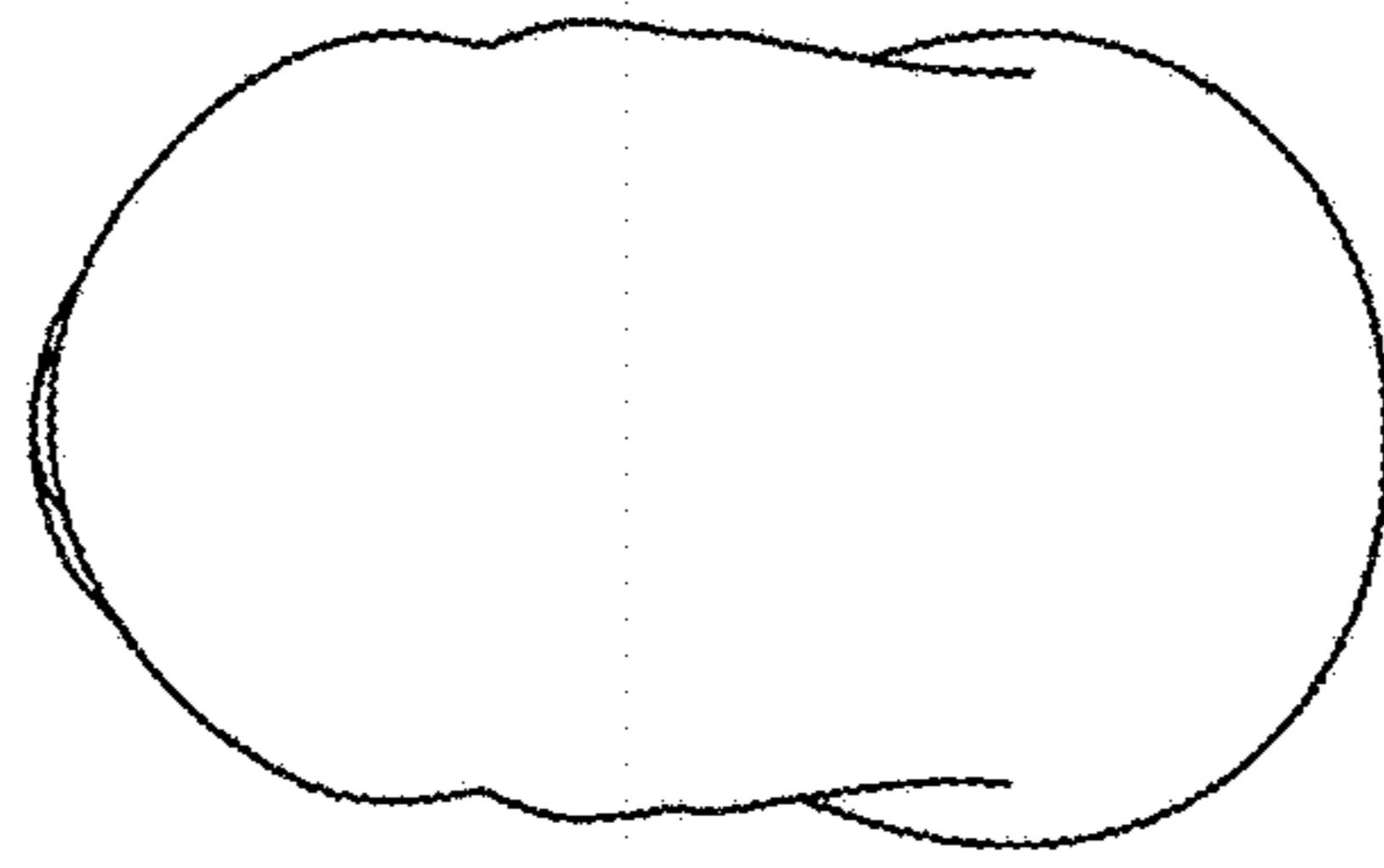


Fig. 5

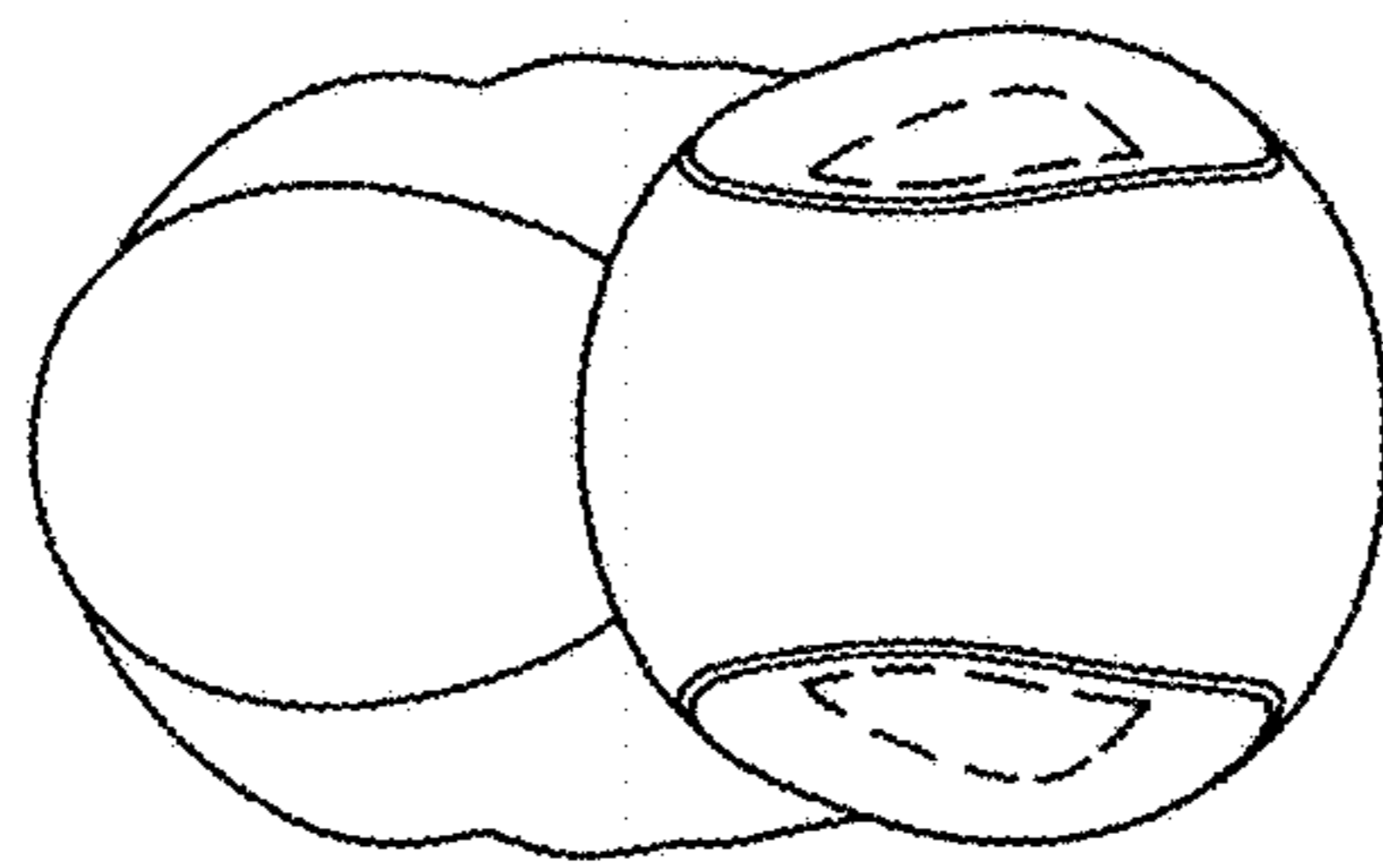


Fig. 6

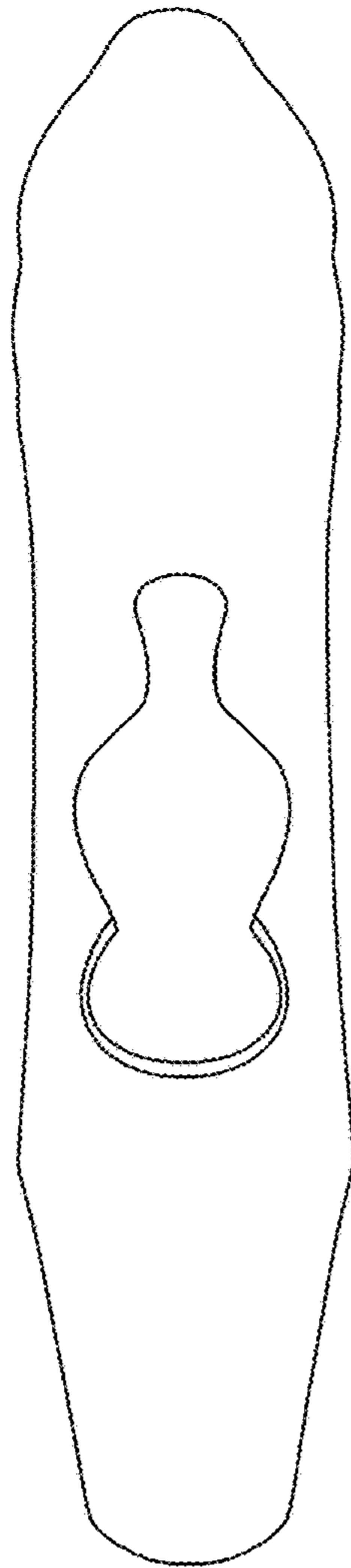



Fig. 7





**Fig. 8**