



US00D838362S

(12) **United States Design Patent**
Eakin

(10) **Patent No.:** **US D838,362 S**
(45) **Date of Patent:** **** Jan. 15, 2019**

- (54) **COLOSTOMY DEVICE**
- (71) Applicant: **Pelican Healthcare Limited**, Cardiff (GB)
- (72) Inventor: **Paul Eakin**, Cardiff (GB)
- (73) Assignee: **Pelican Healthcare Limited**, Cardiff (GB)

(**) Term: **15 Years**

(21) Appl. No.: **29/579,419**

(22) Filed: **Sep. 29, 2016**

(30) **Foreign Application Priority Data**

Mar. 31, 2016 (EM) 003050038-0001

(51) **LOC (11) Cl.** **24-02**

(52) **U.S. Cl.**
USPC **D24/127**

(58) **Field of Classification Search**
USPC D24/118, 127-131, 112-114, 133, 186;
606/181, 185; 600/101, 139, 143;
128/200.24, 207.14, 207.15
CPC A61F 5/445; A61F 5/448; A61K 2300/00;
A61L 15/58
See application file for complete search history.

(56) **References Cited**

U.S. PATENT DOCUMENTS

- D300,854 S * 4/1989 Singletary, Jr. D24/118
- D369,662 S * 5/1996 Kuentz D24/118

- D379,654 S * 6/1997 Holtermann D24/118
- D612,937 S * 3/2010 Christensen D24/118
- D684,687 S * 6/2013 Christensen D24/118
- D744,090 S * 11/2015 Bendix D24/118
- D744,091 S * 11/2015 Bendix D24/118
- D744,092 S * 11/2015 Bendix D24/118
- D763,439 S * 8/2016 Aggerholm D24/118
- D785,786 S * 5/2017 Aggerholm D24/118
- 2007/0005032 A1 * 1/2007 Shan A61F 5/448
604/342
- 2016/0235582 A1 * 8/2016 Moavenian A61F 5/443
- 2017/0007439 A1 * 1/2017 Boksan A61F 5/445

* cited by examiner

Primary Examiner — David G Muller

(74) *Attorney, Agent, or Firm* — Troutman Sanders LLP;
Ryan A. Schneider

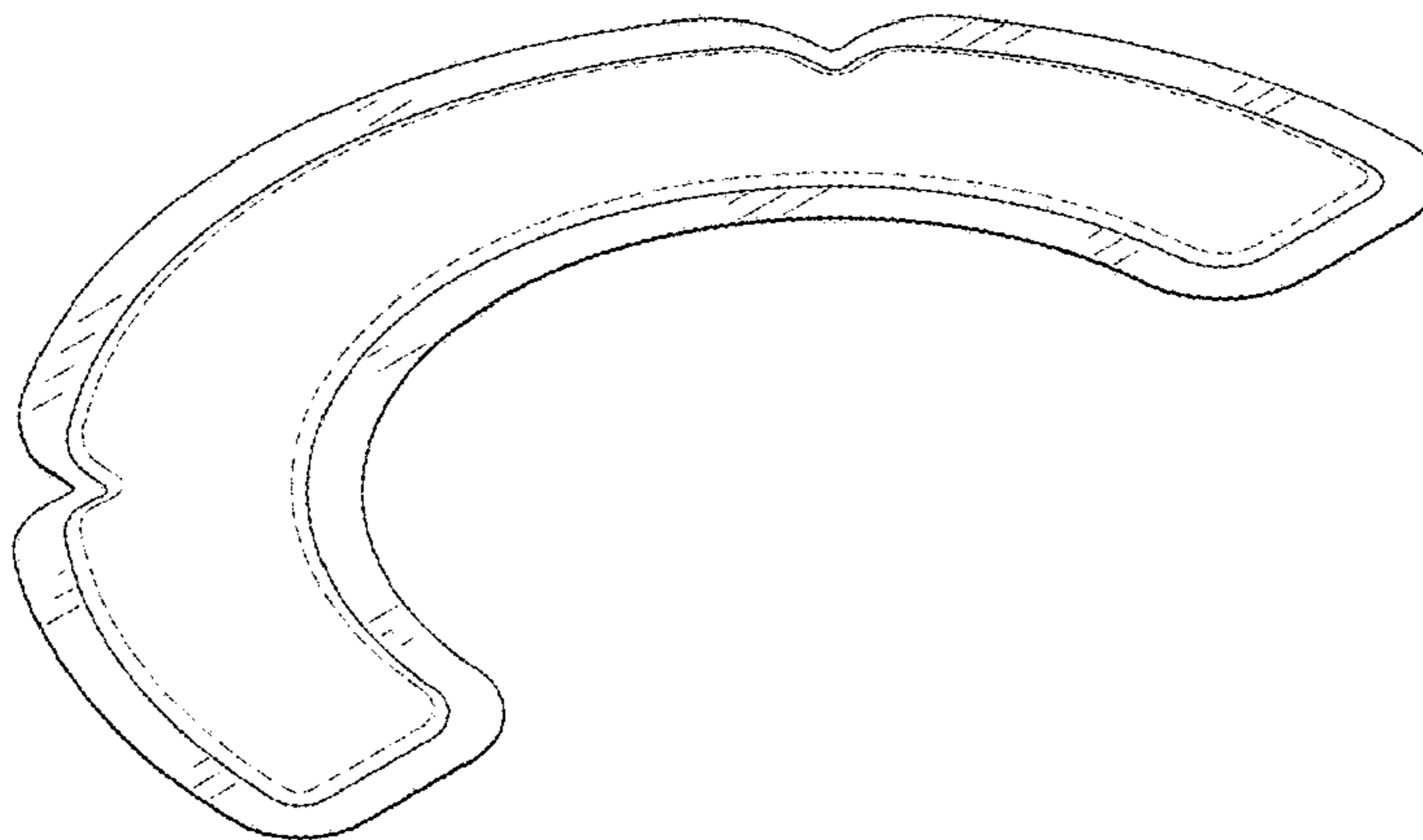
(57) **CLAIM**

The ornamental design for a colostomy device, as shown and described.

DESCRIPTION

FIG. 1 is an isometric view of a colostomy device of the present invention;
FIG. 2 is a top view of the colostomy device of FIG. 1;
FIG. 3 is a bottom view of the colostomy device of FIG. 1;
FIG. 4 is a side view of the colostomy device of FIG. 1;
FIG. 5 is the other side view of the colostomy device of FIG. 1;
FIG. 6 is a front view of the colostomy device of FIG. 1; and,
FIG. 7 is a back view of the colostomy device of FIG. 1.
The broken line showing of parts of the drawings is included for the purpose of illustrating use and environment and forms no part of the claimed design.

1 Claim, 5 Drawing Sheets



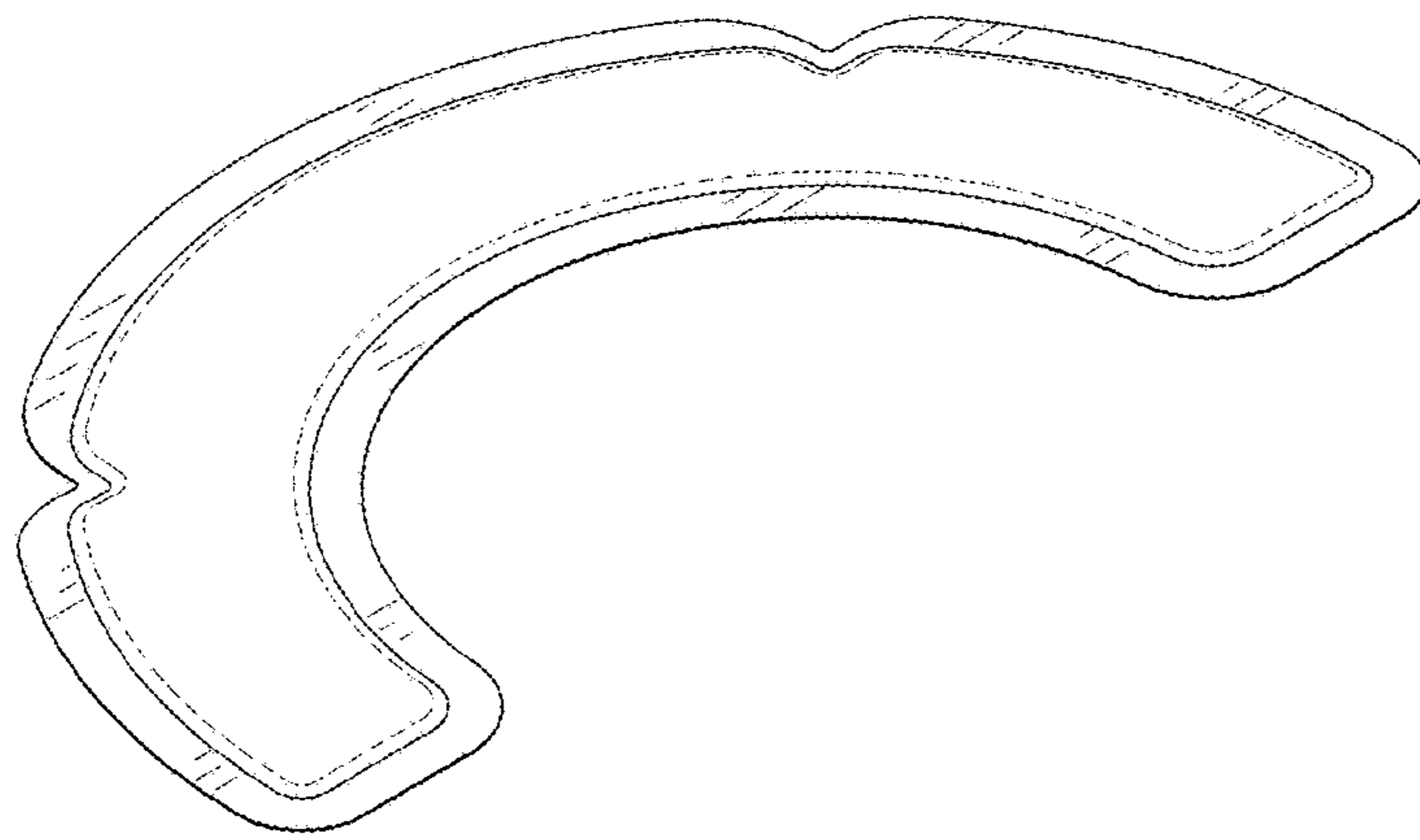


Figure 1

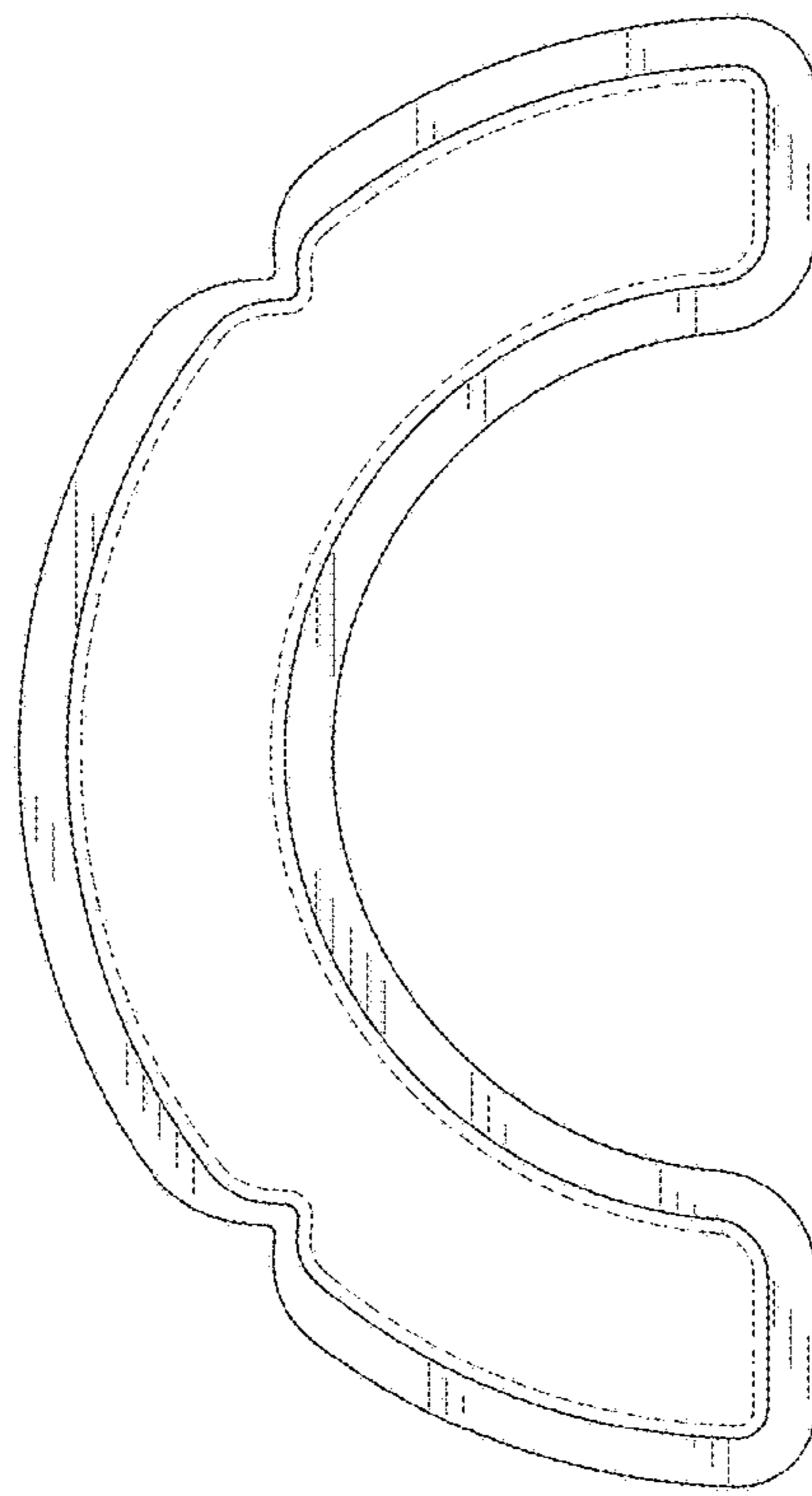


Figure 2




Figure 3

Figure 4

Figure 5

Figure 6

Figure 7