



US00D838360S

(12) **United States Design Patent** (10) **Patent No.:** **US D838,360 S**
Protasiewicz et al. (45) **Date of Patent:** **** Jan. 15, 2019**

(54) **INJECTION ASSIST DEVICE**
(71) Applicant: **West Pharmaceutical Services, Inc.**,
Exton, PA (US)
(72) Inventors: **Raymond Protasiewicz**, Whippany, NJ
(US); **Brian Costello**, Whitehouse
Station, NJ (US)
(73) Assignee: **West Pharmaceutical Services, Inc.**,
Exton, PA (US)

8,926,525 B2 1/2015 Hulvershorn et al.
9,008,764 B2 4/2015 Larsen
9,373,269 B2 6/2016 Bergman et al.
9,443,445 B2 9/2016 Laurusonis et al.
9,457,153 B2 10/2016 Marano, Jr. et al.
9,460,638 B2 10/2016 Baker et al.
D776,874 S * 1/2017 Kling D24/133
D782,685 S * 3/2017 Pippel D24/186
9,668,682 B2 6/2017 Brister et al.
D795,423 S * 8/2017 Chen D24/133
9,743,875 B2 8/2017 Maguire et al.
D809,123 S * 1/2018 Ishikawa D24/108
D818,116 S * 5/2018 Teufel D24/112

(**) Term: **15 Years**

(Continued)

(21) Appl. No.: **29/625,013**
(22) Filed: **Nov. 6, 2017**
(51) **LOC (11) Cl.** **24-02**
(52) **U.S. Cl.**
USPC **D24/113**
(58) **Field of Classification Search**
USPC D24/112–114, 108, 133, 130, 127, 186;
606/181, 185; 604/264, 272, 187, 181,
604/184, 227
CPC A61M 5/427; A61M 5/178; A61M 3/00;
A61M 5/20; A61M 5/31; A61M 5/3146;
A61M 5/3129; A61M 5/3148; A61M
5/315
See application file for complete search history.

FOREIGN PATENT DOCUMENTS

WO 2016054634 A1 4/2016

Primary Examiner — David G Muller

(74) *Attorney, Agent, or Firm* — Panitch Schwarze
Belisario & Nadel LLP

(57) **CLAIM**

The ornamental design for an injection assist device, as shown and described.

DESCRIPTION

FIG. 1 is a front and top perspective view of an injection assist device in accordance with my new design; FIG. 2 is a top plan view thereof; FIG. 3 is a right side elevational view thereof; FIG. 4 is a left side elevational view thereof; FIG. 5 is a front elevational view thereof; and, FIG. 6 is rear elevational view thereof.

The bottom view of the injection assist device is not shown in the drawings nor described in the specification and, therefore, forms no part of the claimed design.

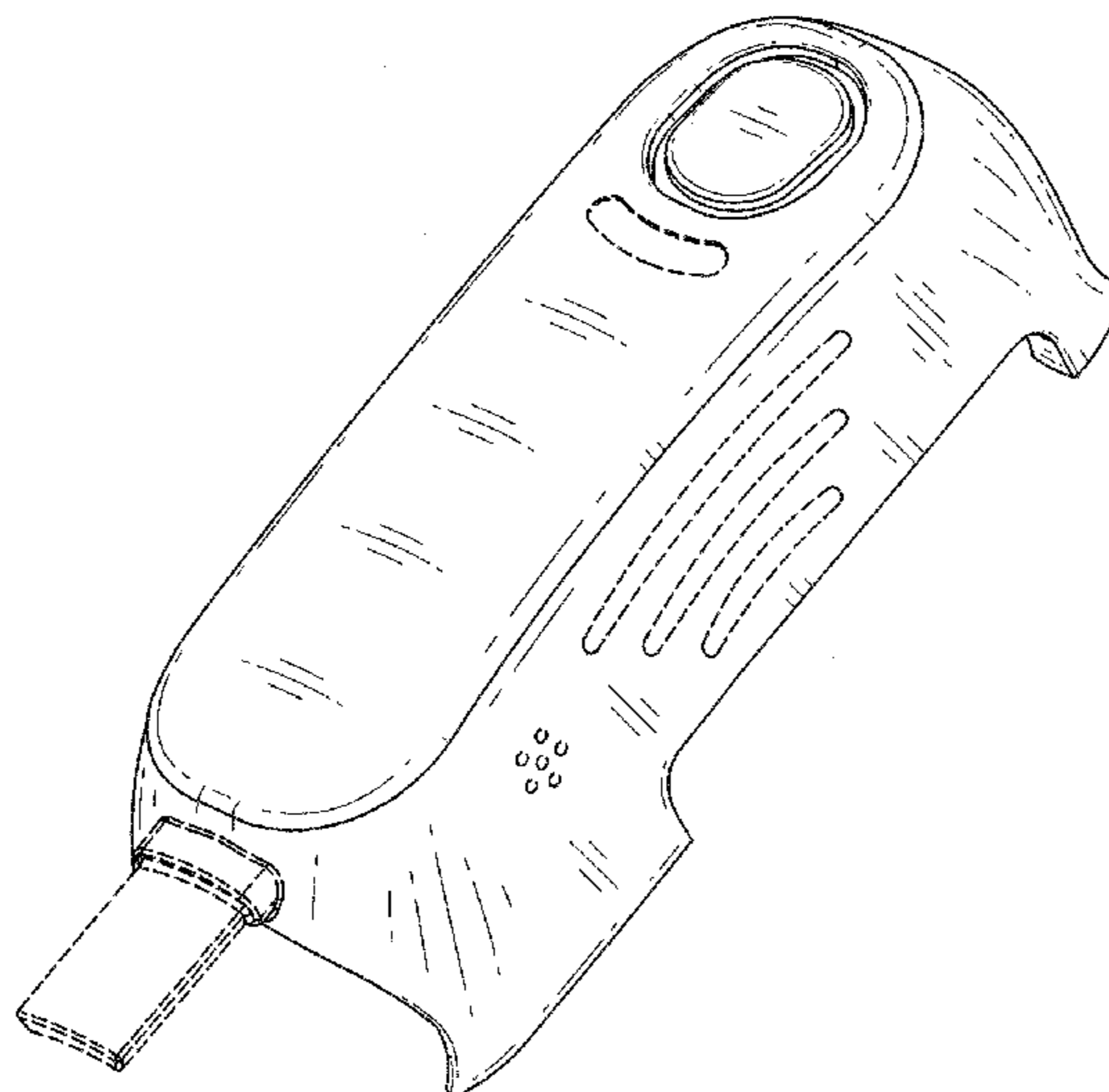
The broken line showing of parts of the drawings is included for the purpose of illustrating use and environment and forms no part of the claimed design.

1 Claim, 4 Drawing Sheets

(56) **References Cited**

U.S. PATENT DOCUMENTS

5,809,997 A 9/1998 Wolf
6,202,642 B1 3/2001 McKinnon et al.
6,254,586 B1 7/2001 Mann et al.
D486,908 S * 2/2004 Himbert D24/113
D618,334 S * 6/2010 Le D24/108
D650,894 S * 12/2011 Gonzalez D24/108
D681,195 S * 4/2013 Skulley D24/113
8,425,425 B2 4/2013 Hagy et al.
D687,141 S * 7/2013 Schneider D24/108
D719,651 S * 12/2014 Hoffmann D24/133



(56)

References Cited

U.S. PATENT DOCUMENTS

D819,201 S *	5/2018	Denzer	D24/127
D820,972 S *	6/2018	Klever	D24/108
2011/0202012 A1	8/2011	Bartlett	
2014/0303564 A1	10/2014	Roberts et al.	
2014/0324021 A1	10/2014	Ulrich et al.	
2014/0335494 A1	11/2014	Yanev et al.	
2015/0004582 A1	1/2015	Baker et al.	
2015/0119666 A1	4/2015	Brister et al.	
2015/0170545 A1	6/2015	Baker et al.	
2015/0374273 A1	12/2015	Maguire et al.	
2015/0379899 A1	12/2015	Baker et al.	
2015/0379900 A1	12/2015	Samosky et al.	
2016/0113576 A1	4/2016	Hulvershorn et al.	
2016/0121056 A1	5/2016	Edwards et al.	
2016/0284239 A1	9/2016	Bergman et al.	
2016/0287241 A1	10/2016	Azevedo	
2016/0293053 A1	10/2016	Azevedo	
2016/0310663 A1	10/2016	Dantsker	
2016/0335920 A1	11/2016	Bendek et al.	
2016/0367766 A1	12/2016	Baker et al.	
2016/0374612 A9	12/2016	Hulvershorn et al.	

* cited by examiner

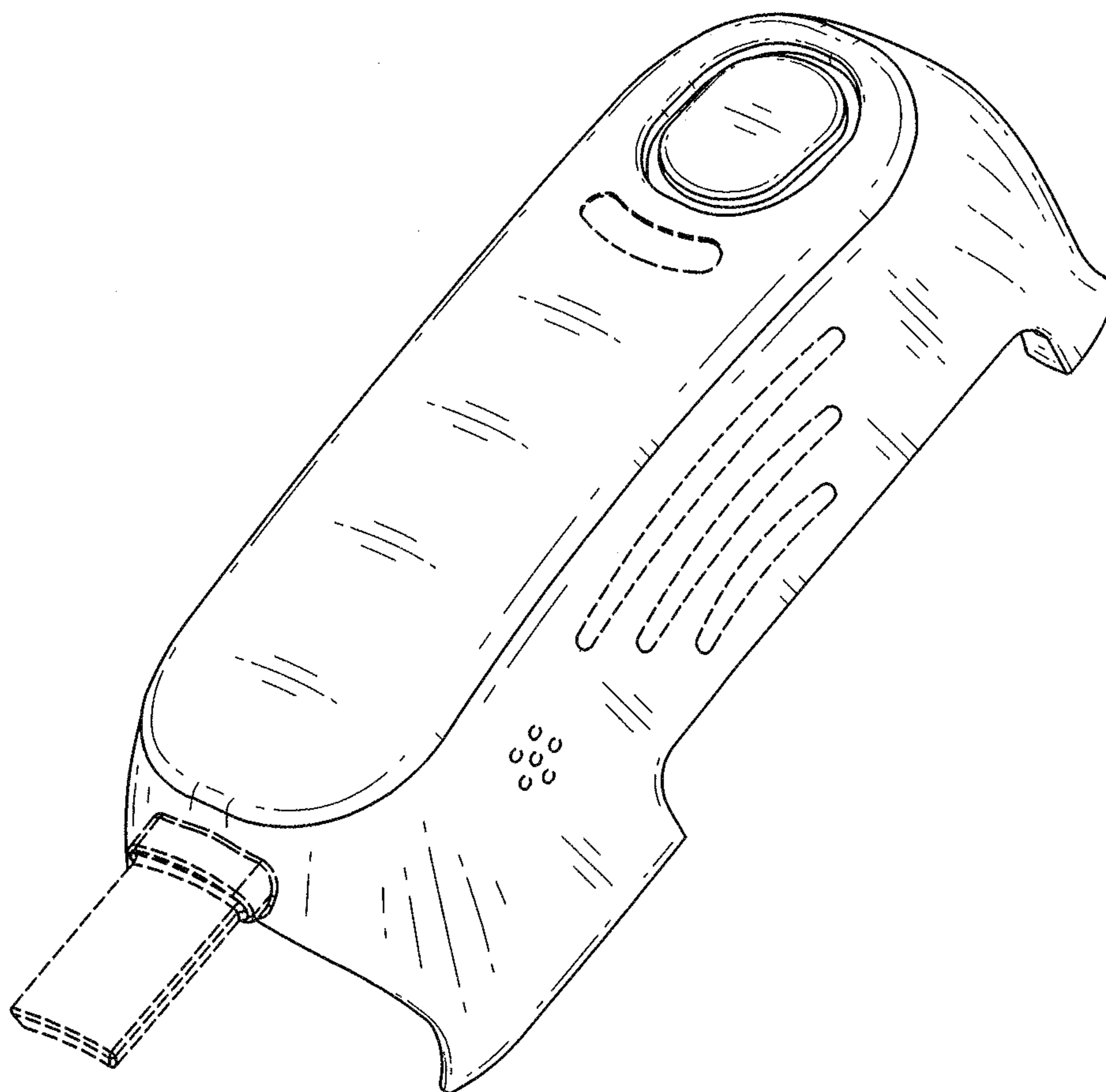


Fig. 1

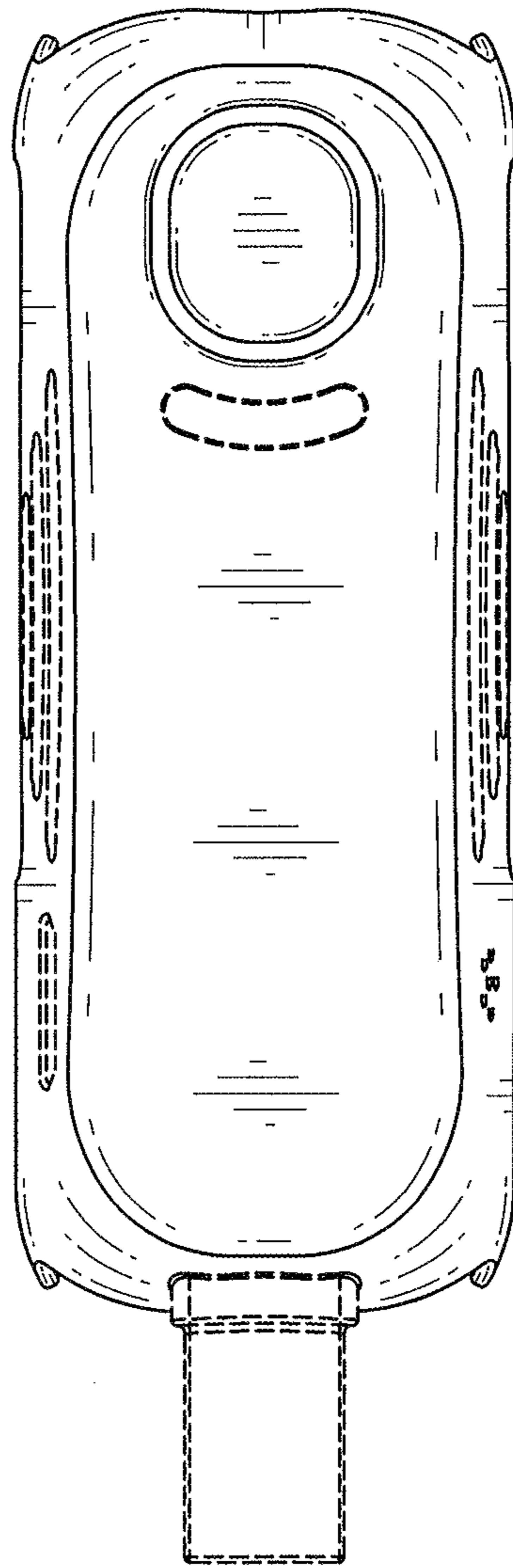


Fig. 2

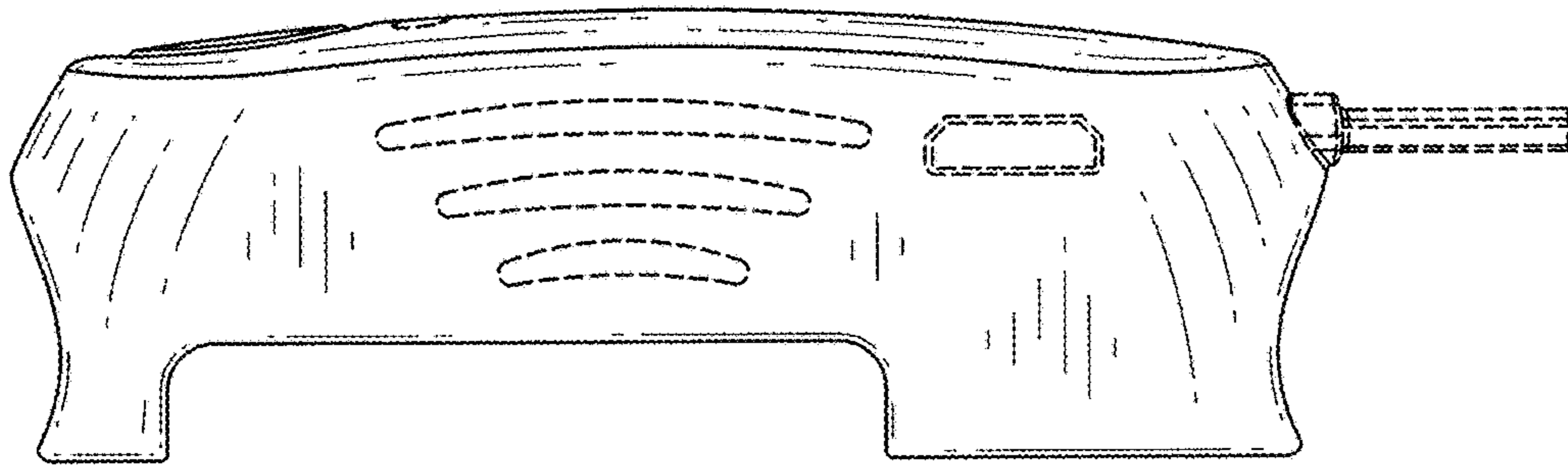


Fig. 3

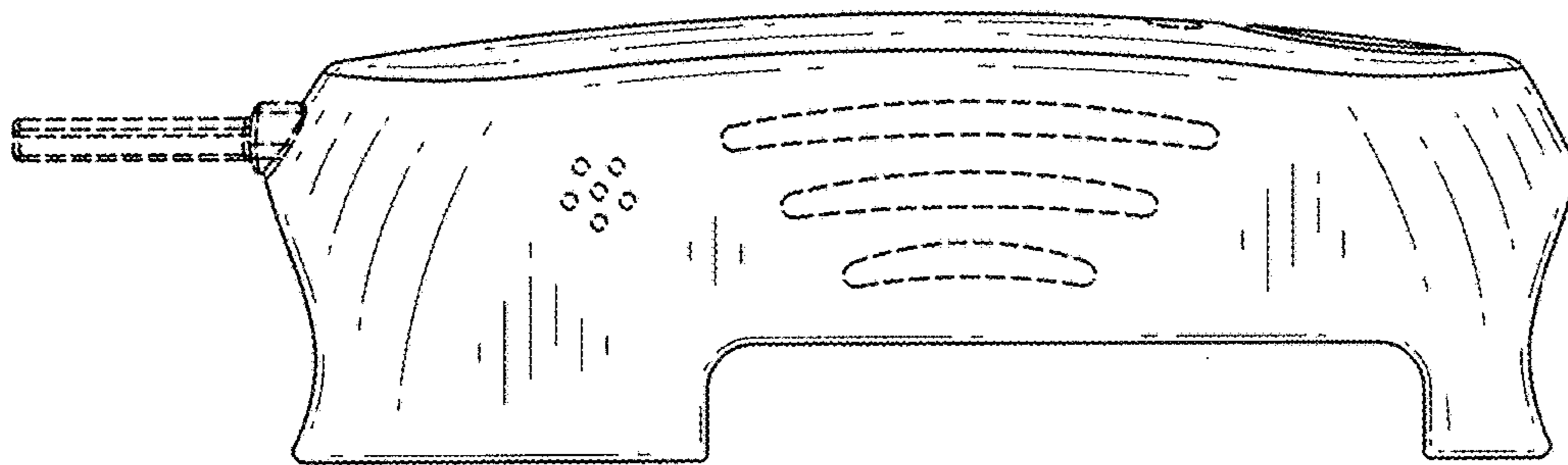


Fig. 4

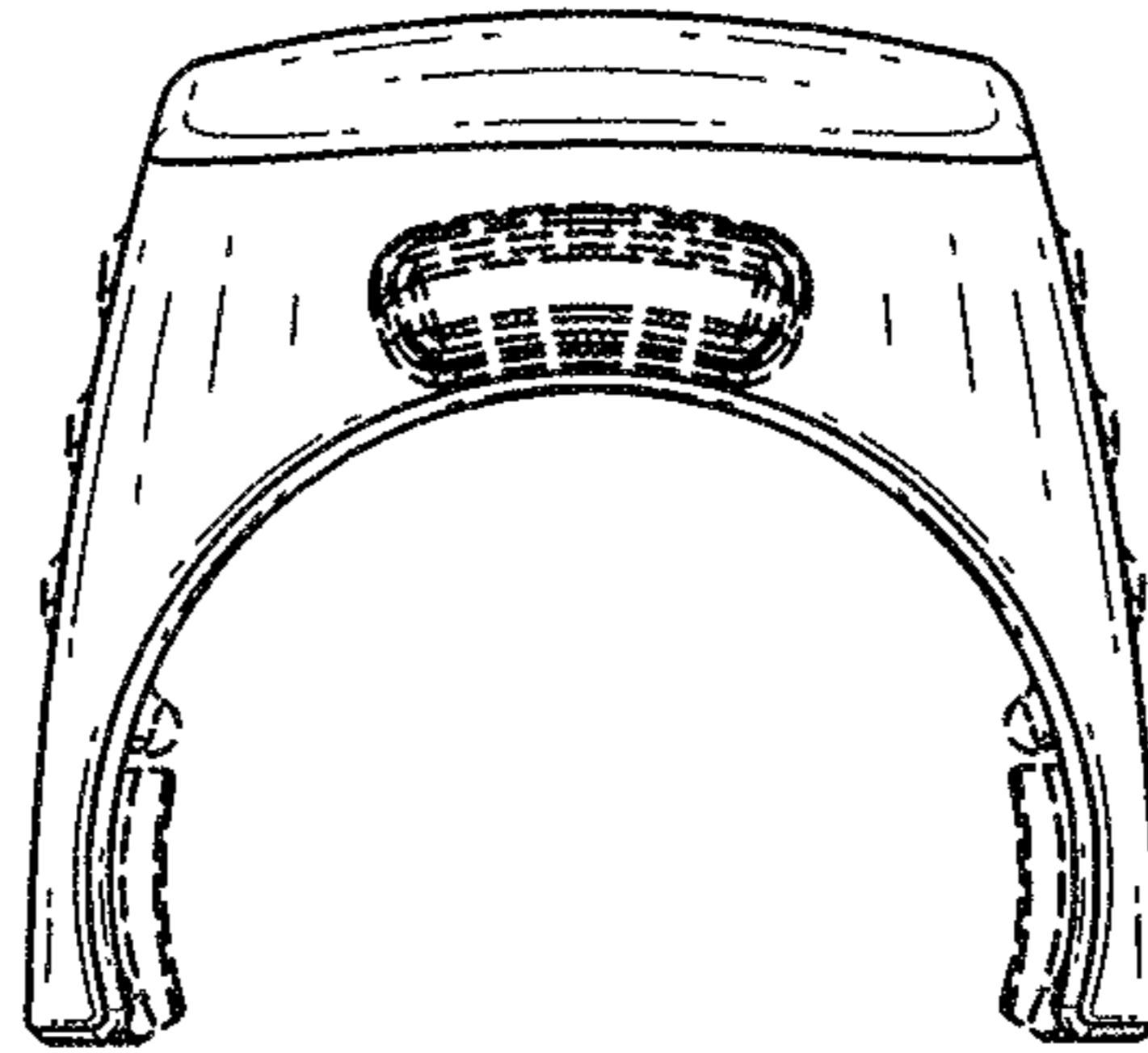


Fig. 5

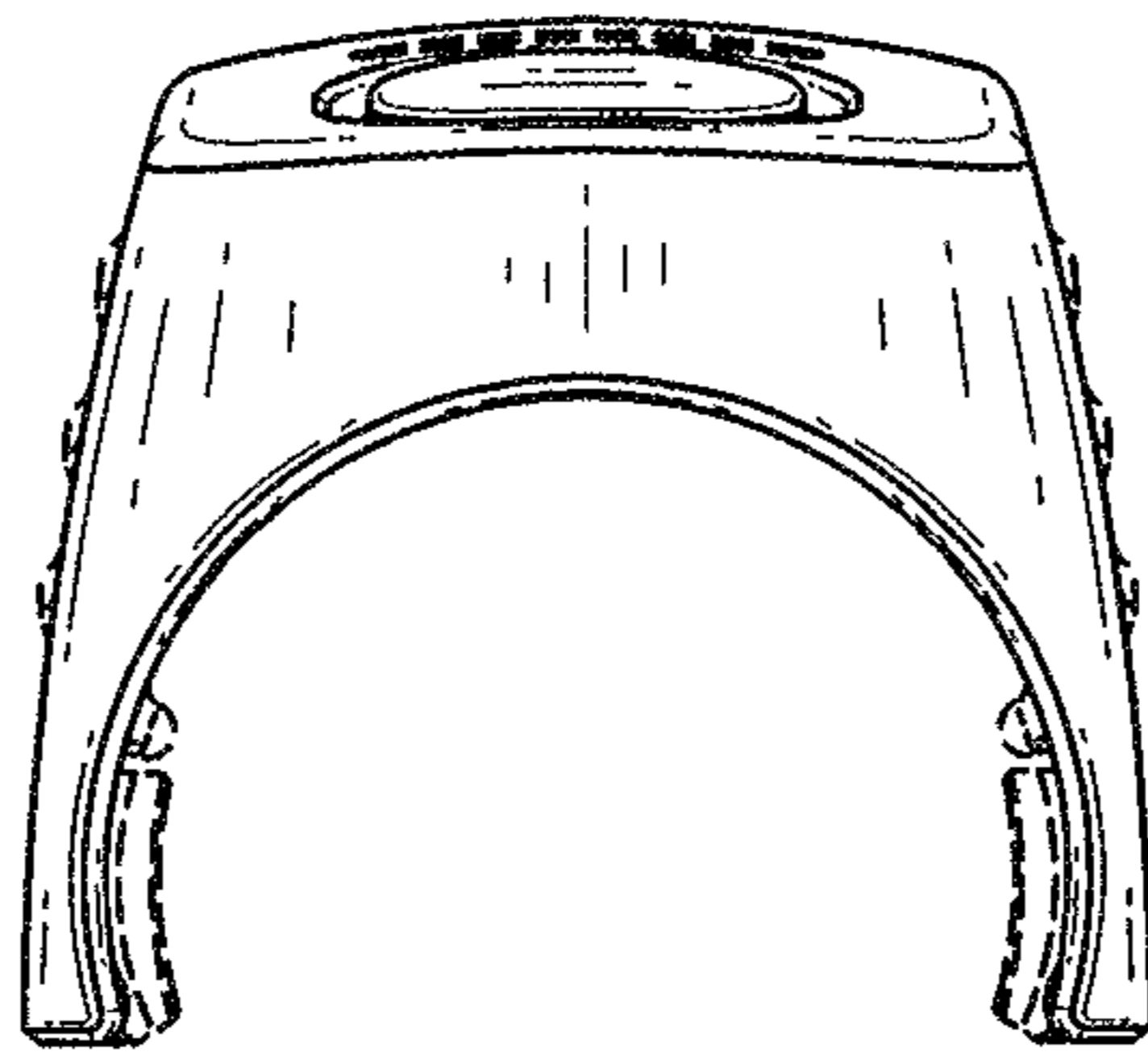


Fig. 6