



US00D838313S

(12) **United States Design Patent**  
**Park**

(10) **Patent No.:** **US D838,313 S**

(45) **Date of Patent:** **\*\* Jan. 15, 2019**

(54) **FLOWERPOT PEN STAND**

(71) Applicant: **Gil Seo Park**, Hwaseong-si (KR)

(72) Inventor: **Gil Seo Park**, Hwaseong-si (KR)

(\*\*) Term: **15 Years**

(21) Appl. No.: **29/599,562**

(22) Filed: **Apr. 4, 2017**

(51) **LOC (11) Cl.** ..... **19-06**

(52) **U.S. Cl.**

USPC ..... **D19/135**; D11/152; D19/82

(58) **Field of Classification Search**

USPC ..... D14/411; D19/115-204, 78, 81-85;  
D9/724, 725; D11/143, 151, 152

CPC ... B43K 7/12; B43K 8/04; B43K 8/06; B43K  
19/00; B43K 19/02; B43K 19/14; B43K  
21/006; B43K 21/06; B43K 23/06; B43K  
24/08

See application file for complete search history.

(56) **References Cited**

**U.S. PATENT DOCUMENTS**

D72,903 S *	6/1927	Lewis	.....	D19/84
1,710,878 A *	4/1929	Kelso	.....	A01G 9/021
				D19/84
D79,691 S *	10/1929	Back et al.	.....	D19/84
2,026,679 A *	1/1936	Higgins	.....	A01G 9/02
				D19/153
D98,767 S *	3/1936	Gregory	.....	D19/79
D106,183 S *	9/1937	Donchian	.....	D11/143
D129,286 S *	9/1941	Hayt	.....	47/41.01
D172,313 S *	5/1954	Rucker	.....	A01G 9/021
				47/65.5
D179,634 S *	2/1957	Gemora	.....	A01G 9/02
				47/65.6
2,810,176 A *	10/1957	Gaafar	.....	G09F 3/14
				D19/186
3,001,753 A *	9/1961	Smith	.....	A47G 7/044
				D19/135

D193,155 S *	7/1962	Goldman et al.	.....	G09F 3/14
				24/546
D212,836 S *	11/1968	Schulze	.....	A47G 7/044
				248/312.1
3,493,315 A *	2/1970	Nissen	.....	F21V 35/00
				D11/117
D219,758 S *	1/1971	Fauth	.....	D19/84
D223,313 S *	4/1972	White	.....	D19/135

(Continued)

**FOREIGN PATENT DOCUMENTS**

KR 30-0892175 1/2017

*Primary Examiner* — Elizabeth A. Albert

(74) *Attorney, Agent, or Firm* — Hauptman Ham, LLP

(57) **CLAIM**

I claim the ornamental design for a flowerpot pen stand, as shown and described.

**DESCRIPTION**

FIG. 1 is a perspective view of a flowerpot pen stand showing the new design;

FIG. 2 is a front view thereof;

FIG. 3 is a rear view thereof;

FIG. 4 is a left side view thereof;

FIG. 5 is a right side view thereof;

FIG. 6 is a top view thereof;

FIG. 7 is a bottom view thereof;

FIG. 8 is an exploded perspective view thereof in which the base is placed above the flowerpot;

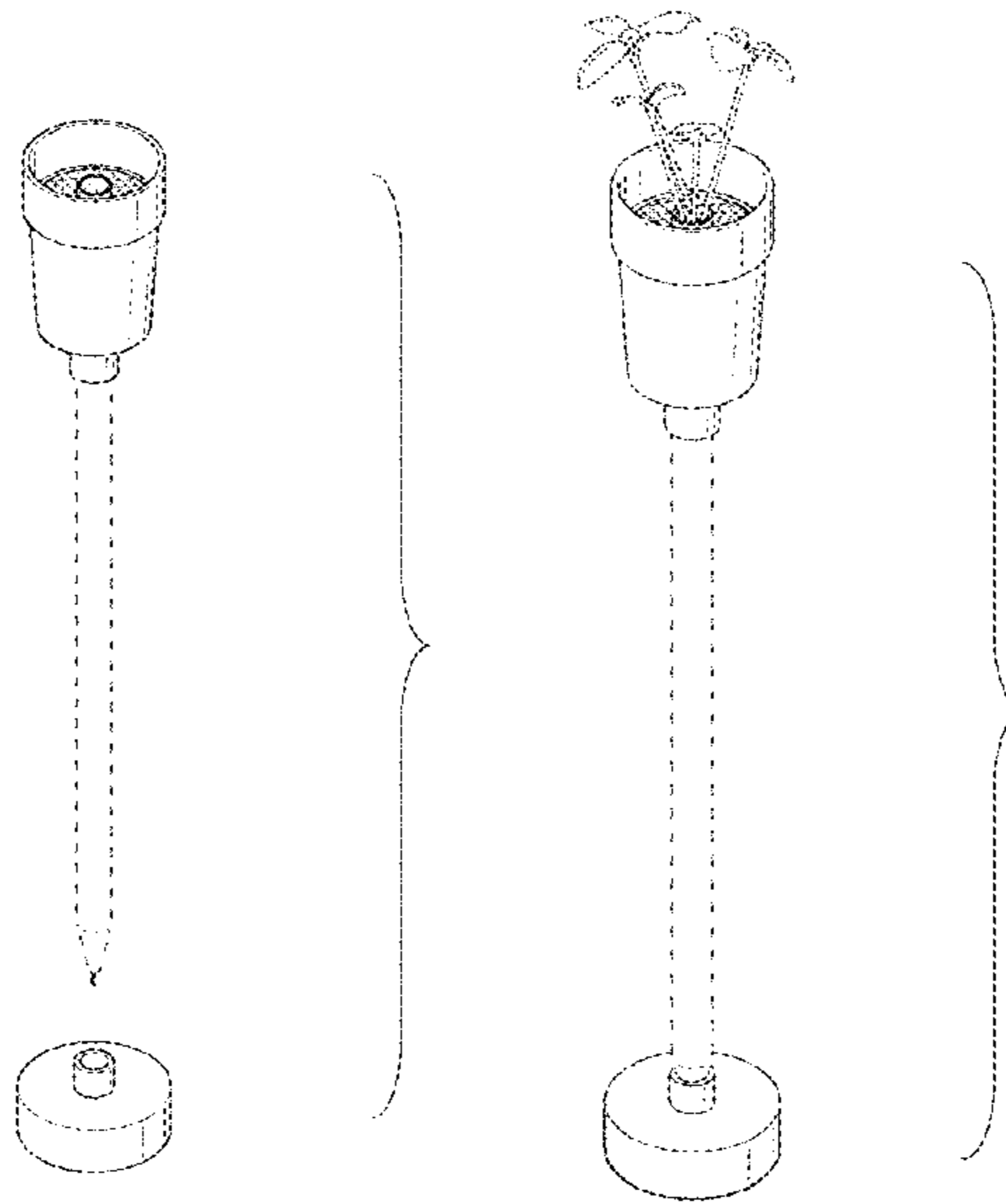
FIG. 9 is an exploded perspective view of FIG. 1; and,

FIG. 10 is an assembled perspective view thereof.

The long broken lines in FIGS. 1-5 and 8-10 and the dotted lines in FIG. 10 show features in the environment that form no part of the claimed design.

The broken lines in FIG. 7 are included to show part of the flowerpot pen stand that forms no part of the claimed design.

**1 Claim, 9 Drawing Sheets**



(56)

**References Cited**

U.S. PATENT DOCUMENTS

D246,592 S \* 12/1977 Zeischegg ..... F21V 35/00  
431/295  
4,643,604 A \* 2/1987 Enrico ..... B43K 29/00  
206/371  
D298,442 S \* 11/1988 Murtagh ..... D19/96  
D338,426 S \* 8/1993 Horvath ..... D11/146  
D354,771 S \* 1/1995 Massey ..... D19/82  
D357,698 S \* 4/1995 Hepler ..... D19/135  
D400,823 S \* 11/1998 Bagshaw ..... D11/152  
D442,422 S \* 5/2001 Dabney ..... D11/152  
D504,911 S \* 5/2005 Ng ..... D19/135  
D568,402 S \* 5/2008 Mori ..... D19/135  
D596,983 S \* 7/2009 Reyes ..... D11/149  
D598,224 S \* 8/2009 Zanini ..... D11/152  
D620,541 S \* 7/2010 Timbers ..... D21/718  
8,011,846 B1 \* 9/2011 Bates ..... B43K 29/00  
401/195  
8,926,203 B1 \* 1/2015 Chen ..... B43K 23/008  
16/430

\* cited by examiner

FIG. 1

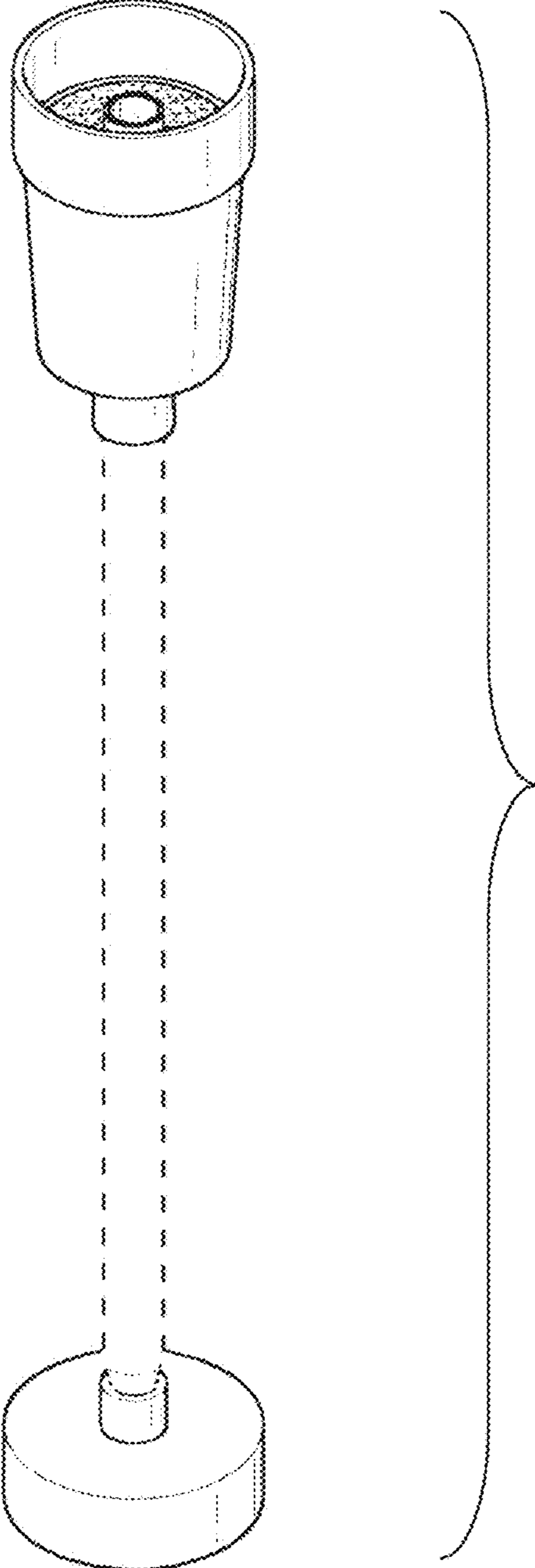


FIG. 2

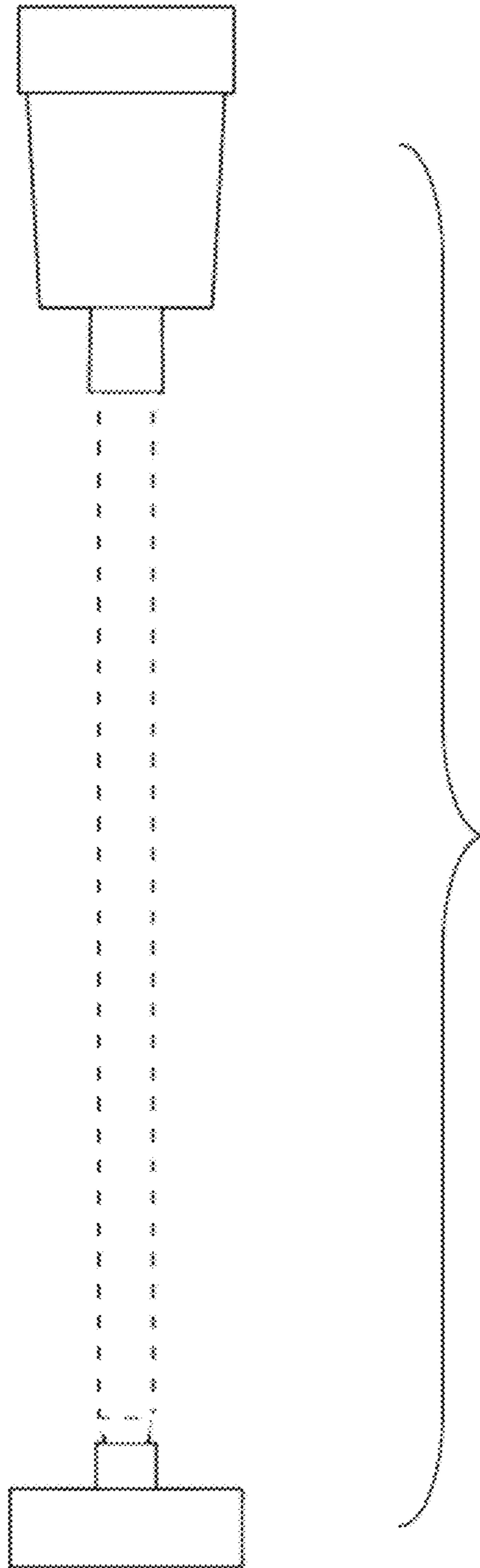


FIG. 3

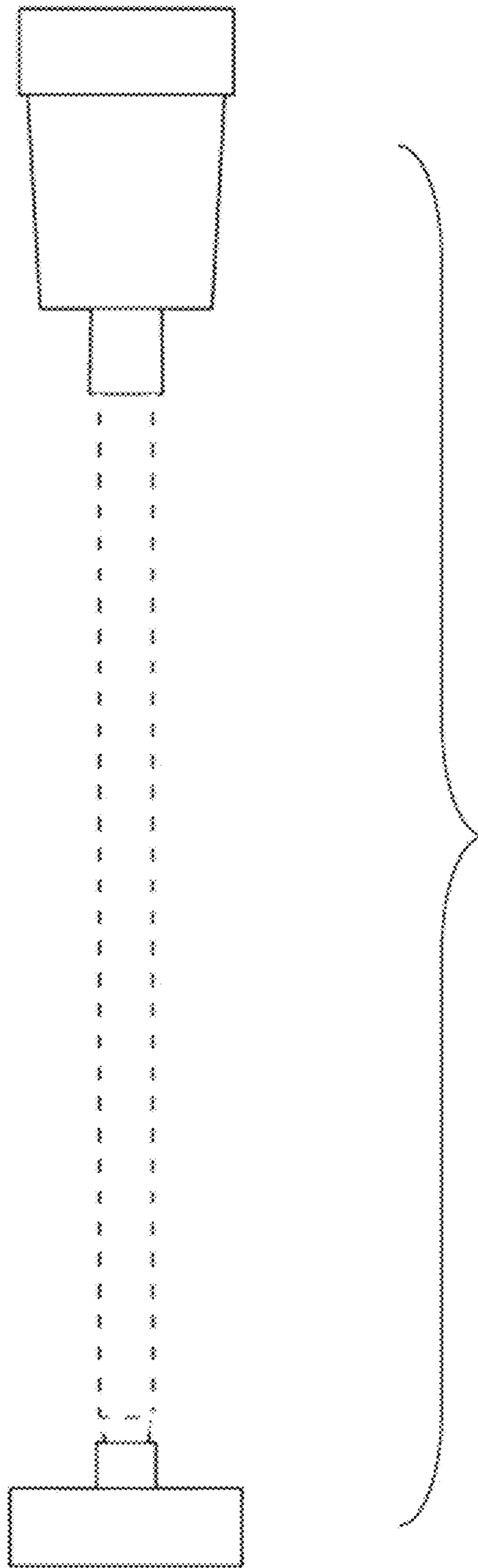


FIG. 4

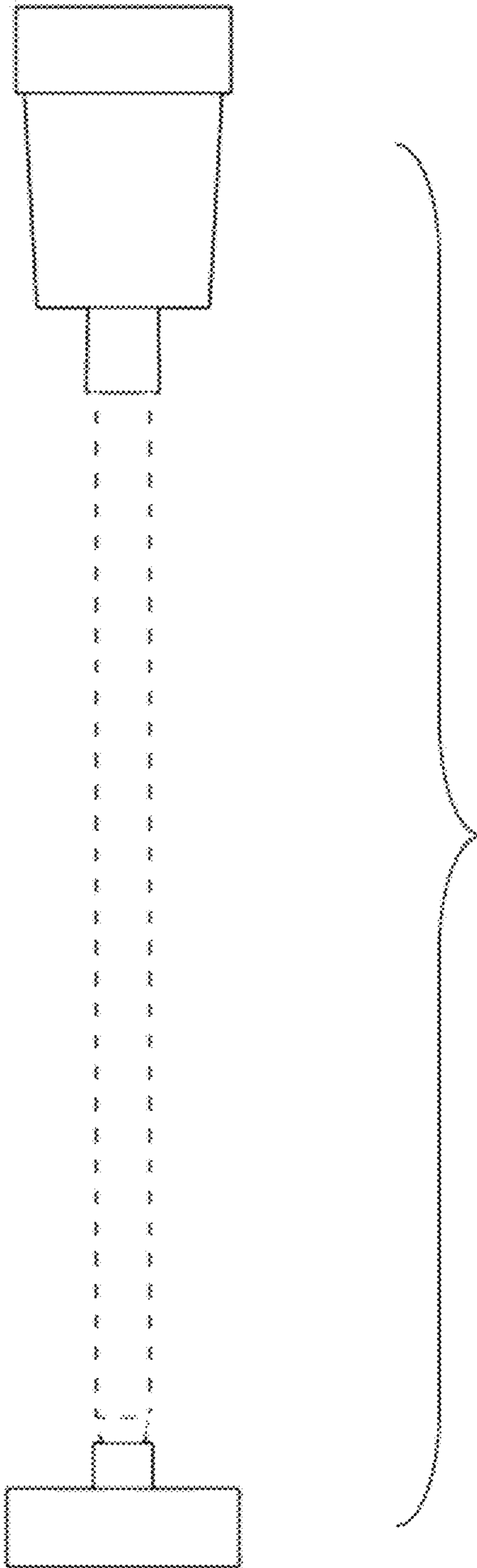


FIG. 5

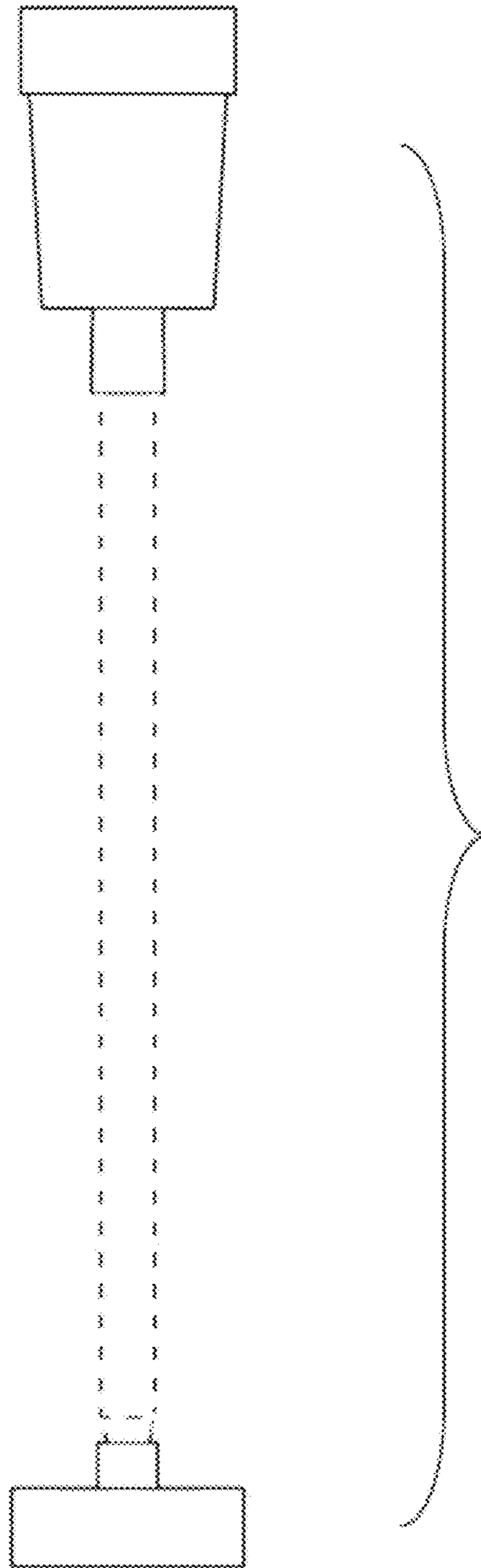




FIG. 6

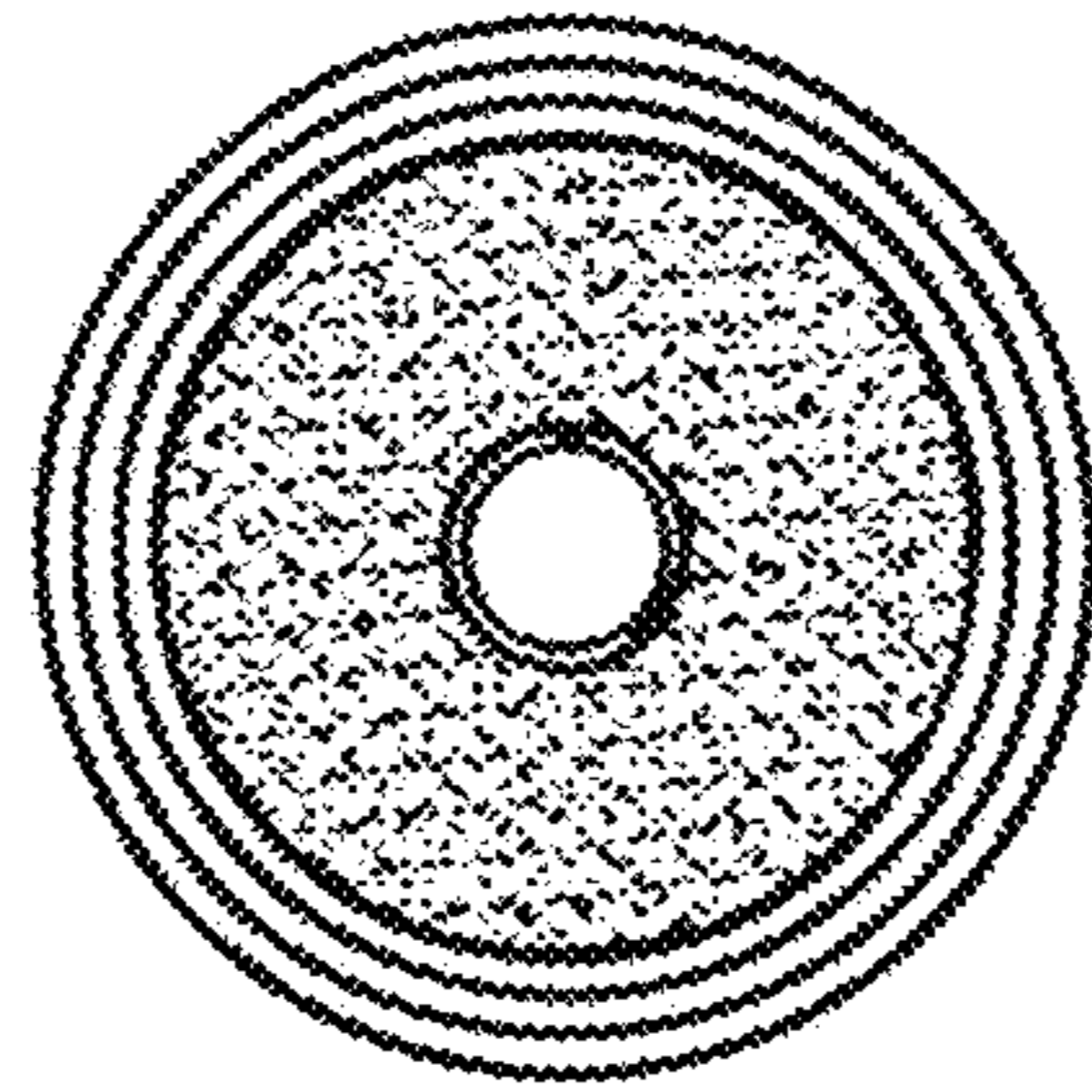


FIG. 7

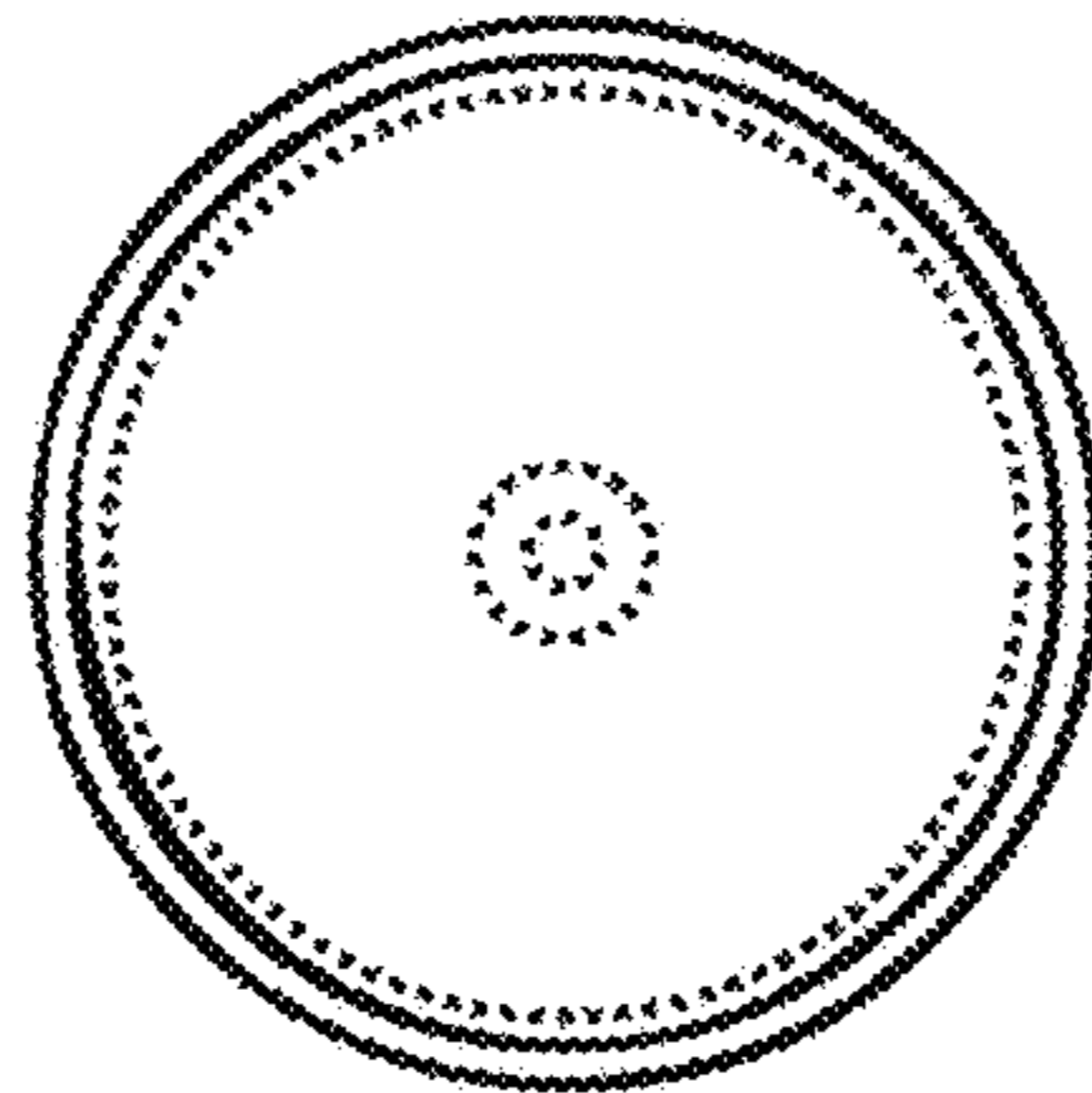




FIG. 8

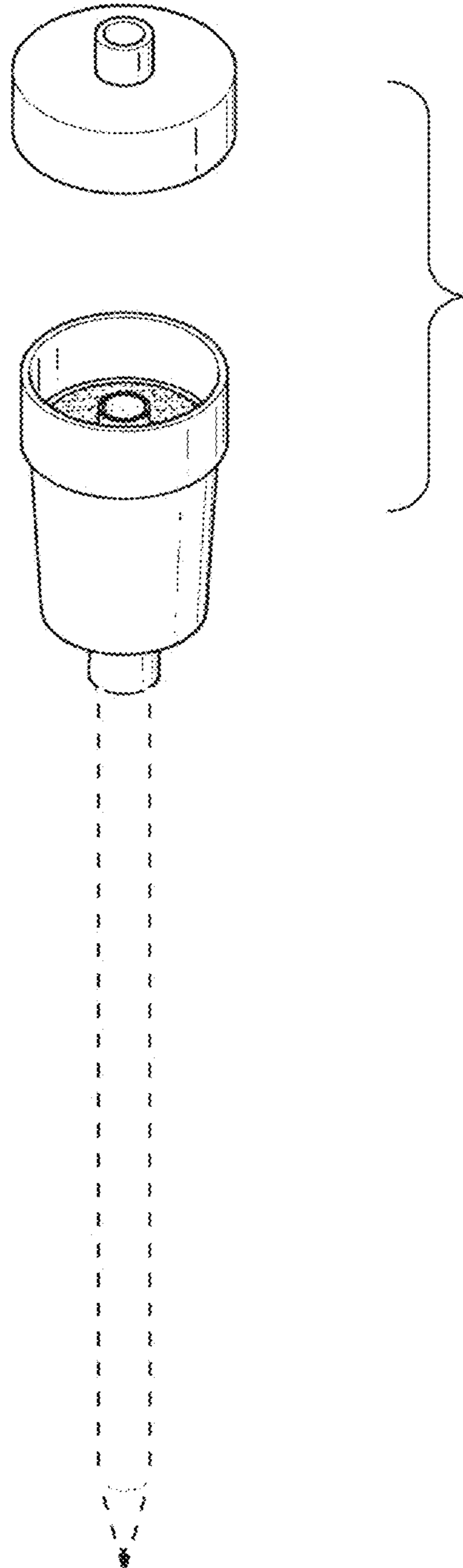


FIG. 9

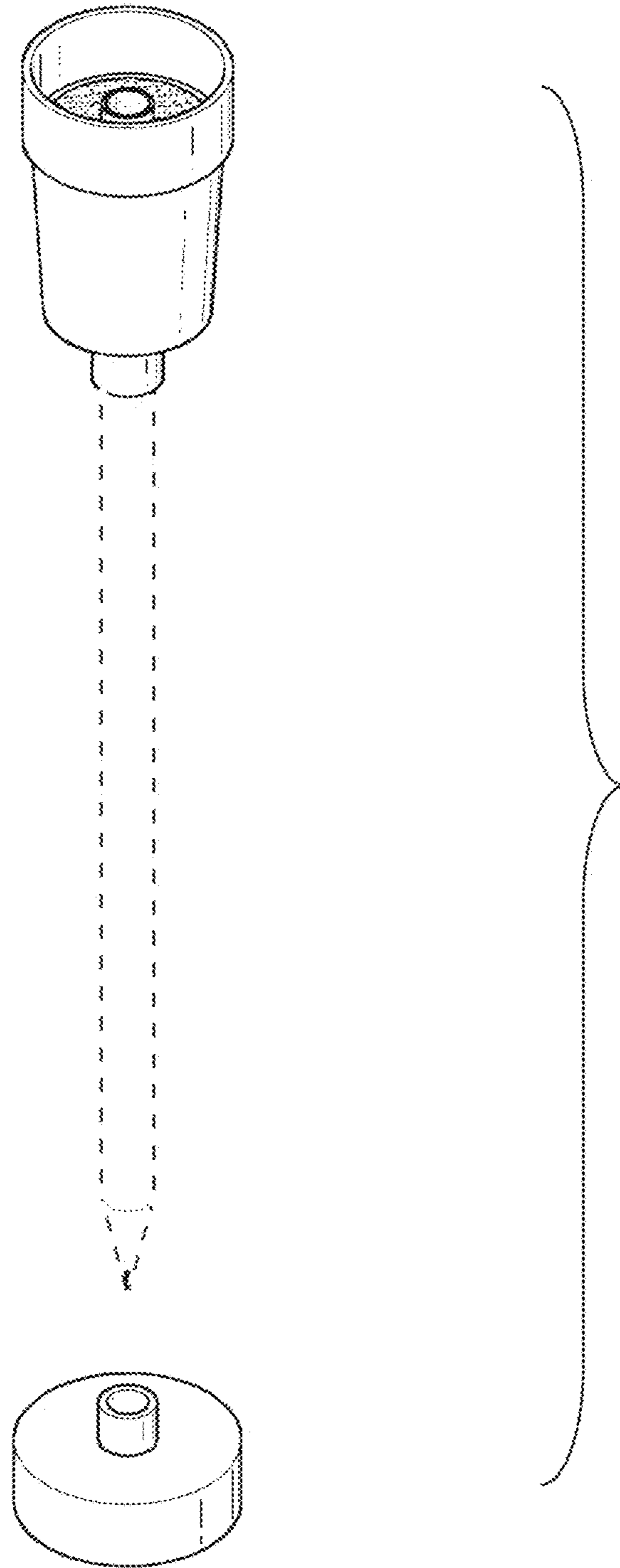


FIG. 10

