



US00D838310S

(12) **United States Design Patent** (10) **Patent No.:** **US D838,310 S**
Murray et al. (45) **Date of Patent:** **** Jan. 15, 2019**

(54) **MOUNTING FRAME FOR MULTIPLE TENOR DRUMS**

D472,587 S * 4/2003 Chan D21/405
6,586,666 B2 7/2003 Abe
7,074,995 B2 7/2006 Barakat
(Continued)

(71) Applicant: **BD Performing Arts**, Concord, CA (US)

FOREIGN PATENT DOCUMENTS

(72) Inventors: **Allan Murray**, Vero Beach, FL (US);
Scott Johnson, Concord, CA (US)

GB 1488167 A 10/1977

(**) Term: **15 Years**

OTHER PUBLICATIONS

(21) Appl. No.: **29/591,753**

Instructables, Double Base Rockband Drums, posted Apr. 28, 2009, [online], [site visited Jul. 11, 2018]. Available from Internet, <URL: <http://www.instructables.com/id/Double-Base-rockband-drums/>> (Year: 2009).*

(22) Filed: **Jan. 23, 2017**

(Continued)

(51) **LOC (11) Cl.** **17-04**

(52) **U.S. Cl.**
USPC **D17/22**

(58) **Field of Classification Search**
USPC D17/22, 23, 99; D21/405, 300, 324, 396, D21/398; D11/1, 2, 3, 12, 26, 27, 29; D8/349; D30/159
CPC G10D 13/00; G10D 13/003; G10D 13/02; G10D 13/026; G10D 13/027; G10D 13/029
See application file for complete search history.

Primary Examiner — Michelle E. Wilson
Assistant Examiner — Samantha N Wood
(74) *Attorney, Agent, or Firm* — Brian Beverly; Beeson Skinner Beverly, LLP

(57) **CLAIM**

The ornamental design for a mounting frame for multiple tenor drums, as shown and described.

(56) **References Cited**

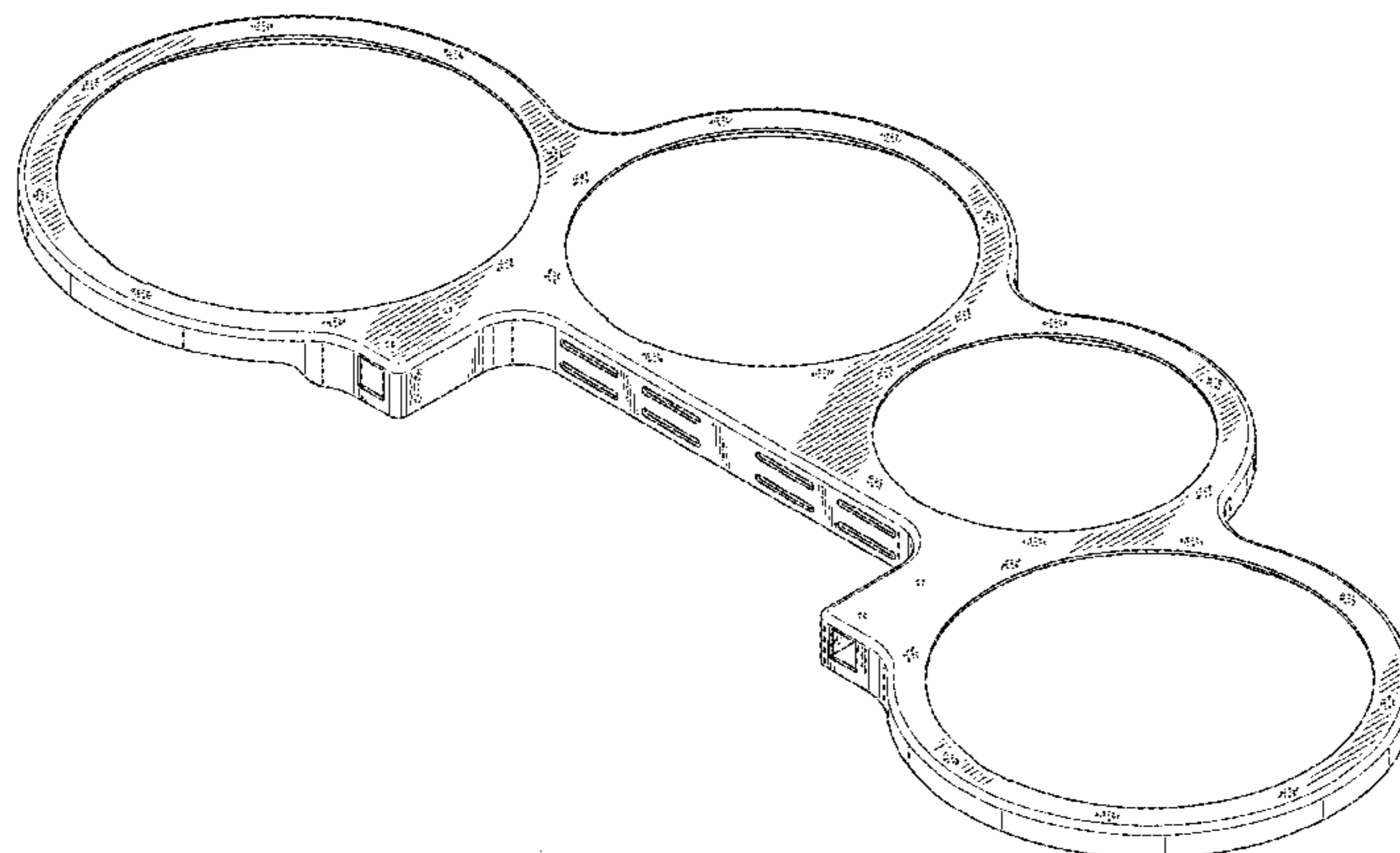
DESCRIPTION

U.S. PATENT DOCUMENTS

2,834,244	A	5/1958	Willits	
3,541,913	A	11/1970	Severino	
3,974,732	A	8/1976	Kester	
4,102,237	A	7/1978	Suess	
D267,494	S *	1/1983	Hardy	D17/22
5,337,646	A	8/1994	Austin	
D351,257	S *	10/1994	Roberts	D11/26
5,392,681	A	2/1995	Hall	
5,410,938	A	5/1995	Kurosaki	
5,561,255	A	10/1996	Sassmannshausen	
5,810,224	A	9/1998	Simons	
D401,612	S *	11/1998	Takei	D17/22
D407,295	S *	3/1999	Belokin	D8/349
5,973,247	A	10/1999	Matthews	

FIG. 1 is a top front right perspective view of a mounting frame for multiple tenor drums showing our new design; FIG. 2 is a bottom front left perspective view thereof; FIG. 3 is a front elevational view thereof; FIG. 4 is a right side elevational view thereof; FIG. 5 is a rear elevational view thereof; FIG. 6 is a left side devotional view thereof; FIG. 7 is a top plan view thereof; and, FIG. 8 is a bottom plan view thereof. The broken lines are included for the purpose of illustrating portions of the mounting frame and form no part of the claimed design.

1 Claim, 5 Drawing Sheets



(56)

References Cited

U.S. PATENT DOCUMENTS

7,265,287	B2	9/2007	Shimada	
D592,092	S *	5/2009	Flynn	D11/26
D674,380	S *	1/2013	Soekoro	D14/250
2003/0192423	A1	10/2003	Crouch	
2005/0274854	A1	12/2005	May	
2006/0081114	A1	4/2006	Shimada	
2007/0017335	A1 *	1/2007	Marwede	G10D 13/02 84/411 R
2013/0283997	A1 *	10/2013	Hallerberg	G10D 13/026 84/421
2014/0026732	A1	1/2014	Spinazzola	

OTHER PUBLICATIONS

Chops Percussion, Marching Pads, posted Jun. 23, 2016, [online], [site visited Aug. 14, 2018]. Available from Internet, <URL: <http://news.chopspercussion.com/marching-pads/>> (Year: 2016).*

Youtube, ProLogix Percussion Tenor Pro 6 N 8 practice pad, posted Jan. 28, 2014, [online], [site visited Aug. 14, 2018]. Available from Internet, <URL: https://www.youtube.com/watch?v=vbzR2b_DnT8> (Year: 2014).*

Youtube, Ahead Arsenal Chavez Tenor Practice Pad, posted Aug. 19, 2014, [online], [site visited Aug. 14, 2018]. Available from Internet, <URL: https://www.youtube.com/watch?v=tfIZ-TRLM_w> (Year: 2014).*

International Search Report and Written Opinion in International Application No. PCT/US2017/014627. (Apr. 10, 2017).

Form PTO-892 in U.S. Appl. No. 151413,266. (Apr. 5, 2017).

Form PTO-892 in U.S. Appl. No. 151413,266. (Jun. 16, 2017).

* cited by examiner

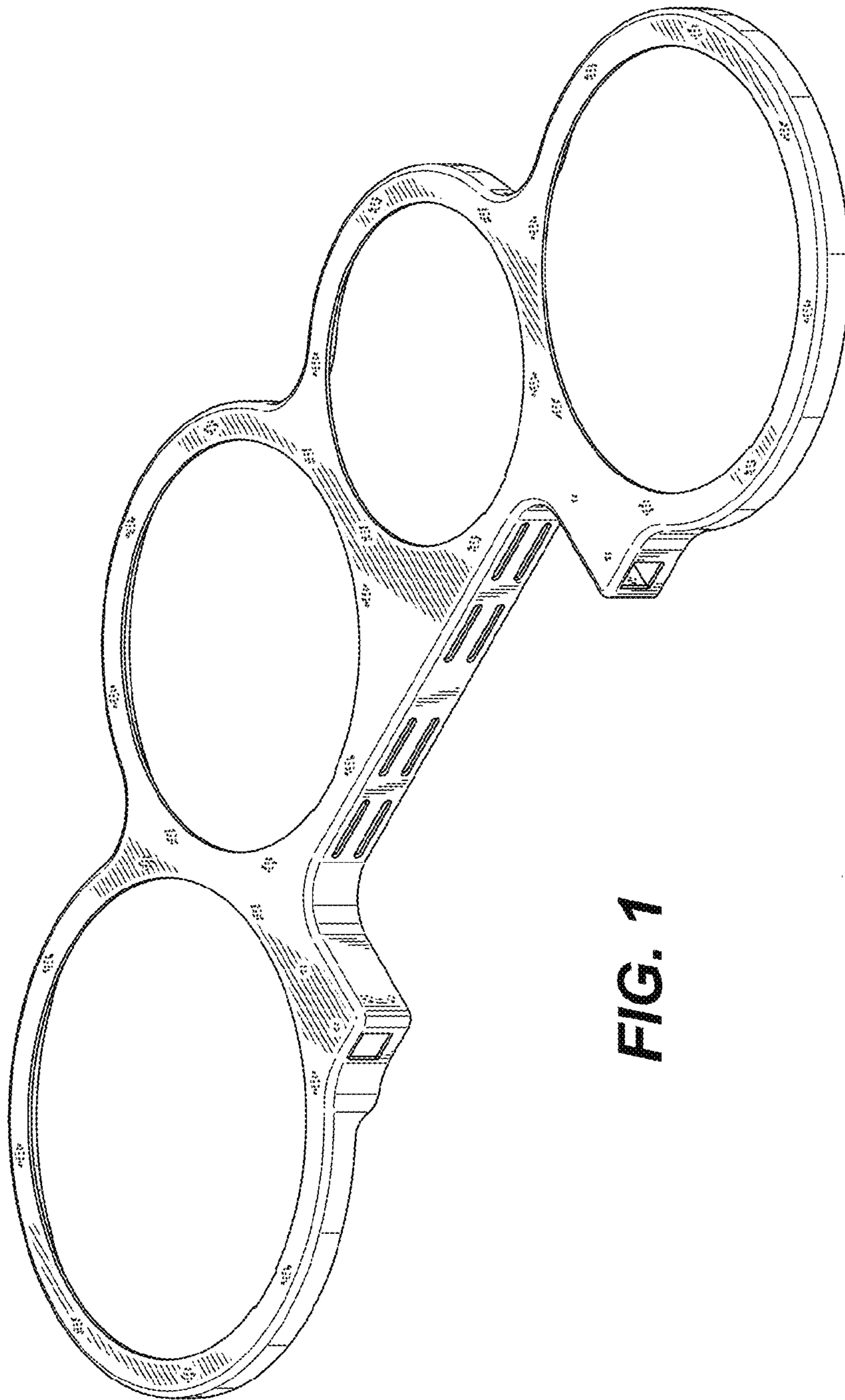
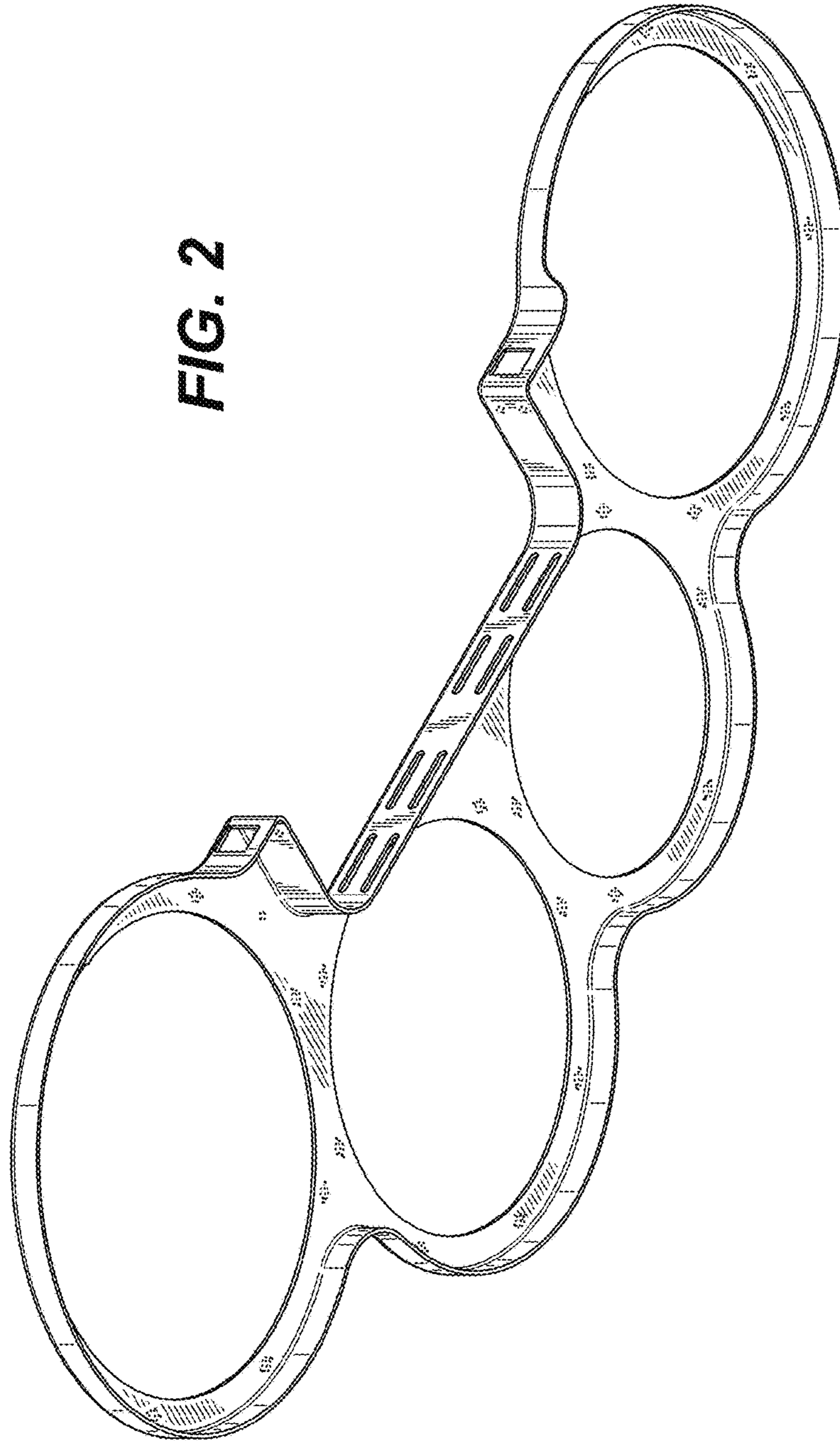


FIG. 1

FIG. 2






FIG. 3



FIG. 4



FIG. 5




FIG. 6

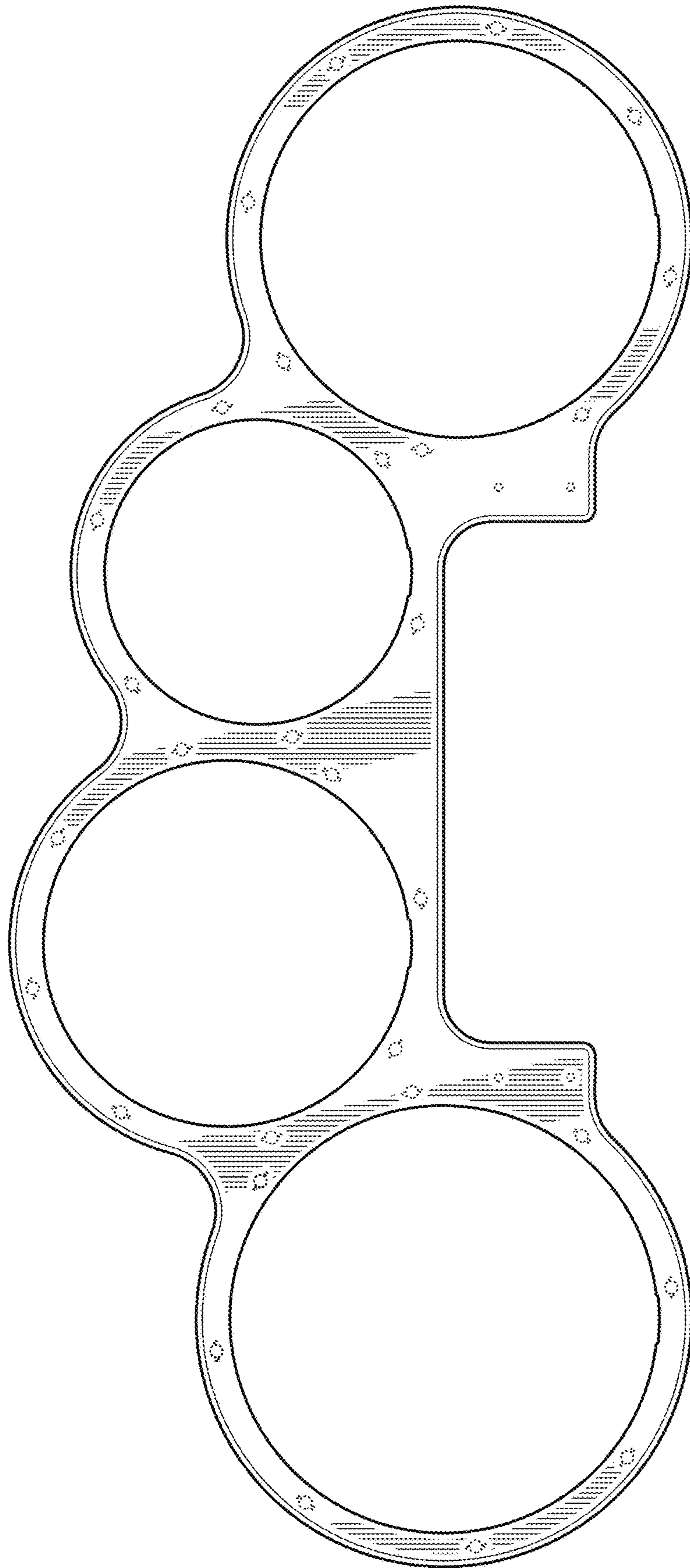


FIG. 7

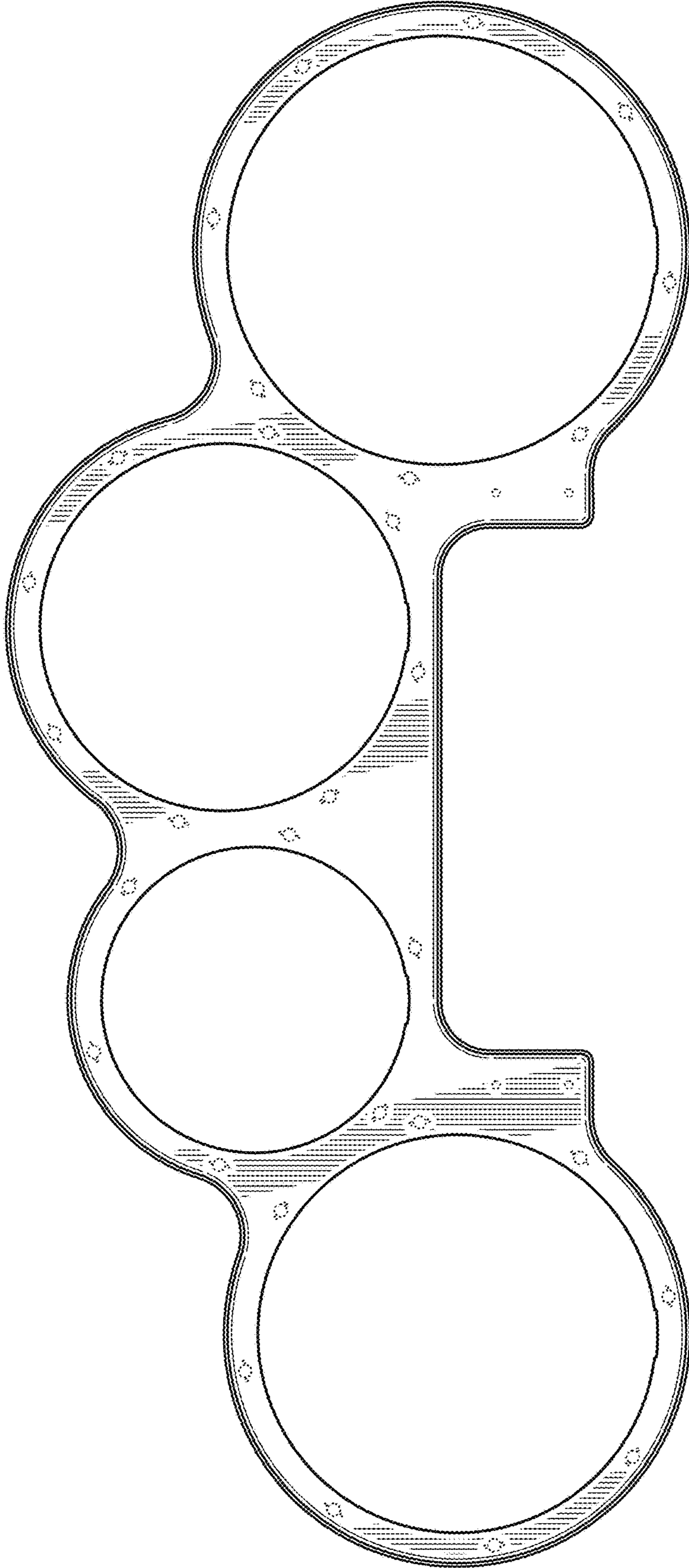


FIG. 8