

US00D838262S

(12) **United States Design Patent** (10) **Patent No.:** **US D838,262 S**  
**Witter et al.** (45) **Date of Patent:** **\*\* Jan. 15, 2019**

(54) **CASE FOR A SMARTPHONE**

(71) Applicant: **OTTER PRODUCTS, LLC**, Fort Collins, CO (US)

(72) Inventors: **Kevin W. Witter**, Fort Collins, CO (US); **Dustin S. Rodriguez**, Fort Collins, CO (US)

(73) Assignee: **Otter Products, LLC**, Fort Collins, CO (US)

(\*\*) Term: **15 Years**

(21) Appl. No.: **29/602,509**

(22) Filed: **May 1, 2017**

(51) **LOC (11) Cl.** ..... **14-03**

(52) **U.S. Cl.**  
USPC ..... **D14/250**

(58) **Field of Classification Search**  
USPC ..... D3/201, 218, 226, 227, 247, 249, 250, D3/269, 303; D13/103, 107, 108, 119; D14/137, 138 R, 138 AA, 138 C, 138 G, D14/203.3-203.7, 217, 238.1, 247, 248, D14/250-254, 299, 440  
CPC ..... H04B 1/3888; H04M 1/0283; H04M 1/0202; A45C 1/06; A45C 2011/002; A45C 11/00; A45F 2005/028; A45F 2200/0525  
See application file for complete search history.

D617,784 S 6/2010 Richardson et al.  
D623,179 S 9/2010 Richardson et al.  
D624,910 S 10/2010 Richardson et al.  
D628,994 S \* 12/2010 Griffin, Jr. .... D14/250  
D637,591 S 5/2011 Willes et al.  
D641,013 S 7/2011 Richardson et al.  
D642,169 S 7/2011 Andre et al.  
D651,204 S \* 12/2011 Wibby ..... D14/250  
D653,248 S \* 1/2012 Fahrendorff ..... D14/250  
D653,658 S \* 2/2012 Fahrendorff ..... D14/250  
D670,280 S 11/2012 Rayner  
D675,603 S 2/2013 Melanson et al.  
D675,604 S 2/2013 Limber et al.  
D675,606 S 2/2013 Adelman et al.  
D677,251 S 3/2013 Melanson et al.  
D683,338 S 5/2013 Wilson et al.  
D691,990 S 10/2013 Rayner  
D692,419 S 10/2013 Rayner

(Continued)

*Primary Examiner* — Susan E Krakower  
*Assistant Examiner* — L. A. Grabenstetter

(57) **CLAIM**

The ornamental design for a case for a smartphone, as shown and described.

**DESCRIPTION**

FIG. 1 is a front isometric view of a case for a smartphone; FIG. 2 is a rear isometric view thereof; FIG. 3 is a front view thereof; FIG. 4 is a rear view thereof; FIG. 5 is a left view thereof; FIG. 6 is a right view thereof; FIG. 7 is a top view thereof; and, FIG. 8 is a bottom view thereof.

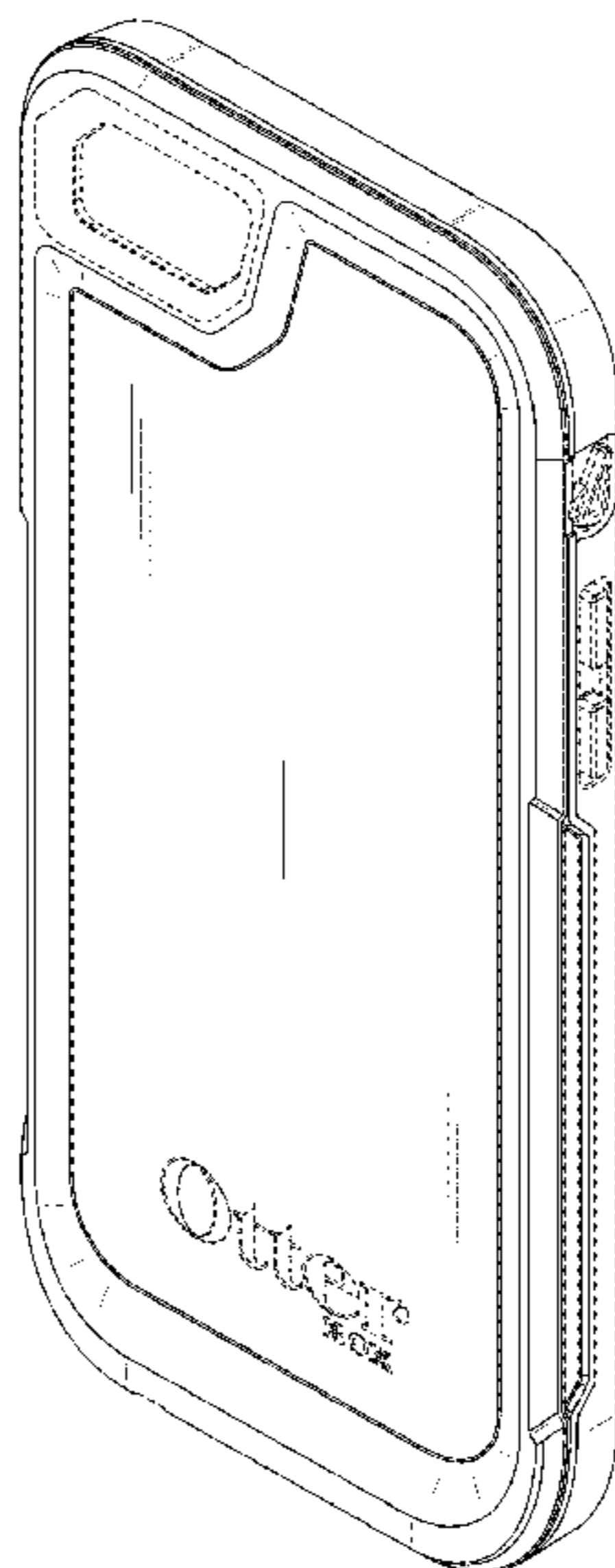
The dot-dash broken line represents a boundary of the claimed design. The dash-dash broken lines depict unclaimed subject matter. The broken lines and unshaded surfaces bounded by broken lines form no part of the claimed design.

**1 Claim, 6 Drawing Sheets**

(56) **References Cited**

U.S. PATENT DOCUMENTS

D528,110 S \* 9/2006 Cohn ..... D14/248  
D551,856 S \* 10/2007 Ko ..... D3/201  
D556,681 S \* 12/2007 Kim ..... D13/103  
D565,291 S 4/2008 Brandenburg et al.  
D606,305 S \* 12/2009 Lee ..... D3/269  
D613,282 S 4/2010 Richardson et al.  
D615,535 S 5/2010 Richardson et al.



(56)

References Cited

U.S. PATENT DOCUMENTS

D694,227	S	11/2013	Rayner	
D695,730	S	12/2013	Wicks et al.	
D696,239	S	12/2013	Murchison et al.	
D698,342	S	1/2014	Gronewoller et al.	
D699,715	S	2/2014	Fitzgerald et al.	
D702,221	S	4/2014	Vandiver	
D703,652	S	4/2014	Melanson et al.	
D704,182	S	5/2014	Smith	
D705,768	S	5/2014	Melanson et al.	
D707,670	S	6/2014	Chang et al.	
D709,059	S	7/2014	Kim et al.	
D709,061	S	7/2014	Borra et al.	
D714,769	S	10/2014	Rayner	
D714,770	S	10/2014	Rayner	
D714,771	S	10/2014	Rayner	
D718,755	S	12/2014	To et al.	
D721,360	S	1/2015	Mazieres et al.	
D721,694	S	1/2015	Lee et al.	
D726,702	S *	4/2015	Umlauf .....	D14/250
D737,263	S *	8/2015	Armstrong .....	D14/250
D738,365	S	9/2015	Melanson et al.	
D739,394	S	9/2015	Rayner et al.	
D741,844	S	10/2015	Rayner et al.	
D746,275	S	12/2015	Mohammad	
D756,977	S *	5/2016	Schriefer .....	D14/250
D765,628	S	9/2016	Watt et al.	
D766,819	S *	9/2016	Gjovik .....	D13/103
D767,551	S *	9/2016	Sasaki .....	D14/250
D771,027	S *	11/2016	Prstojevich .....	D14/250
D772,857	S *	11/2016	Poon .....	D14/250
D773,447	S *	12/2016	Taylor .....	D14/250
D815,083	S	4/2018	Fitzgerald et al.	
2012/0118773	A1	5/2012	Rayner	
2014/0339104	A1	11/2014	Magness	
2015/0102079	A1	4/2015	Yang	

\* cited by examiner




FIG. 1




FIG. 2




FIG. 3

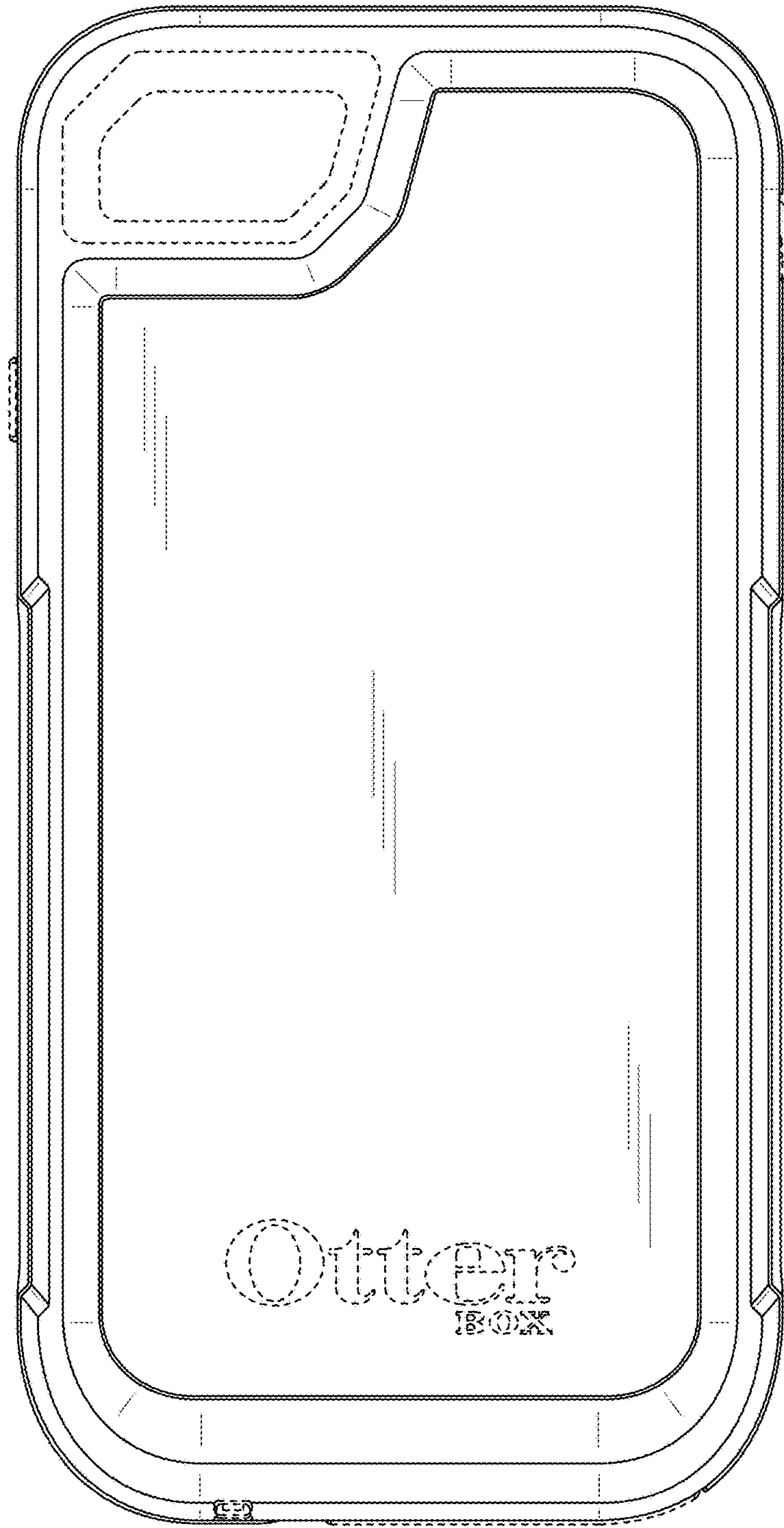


FIG. 4




FIG. 5




FIG. 6

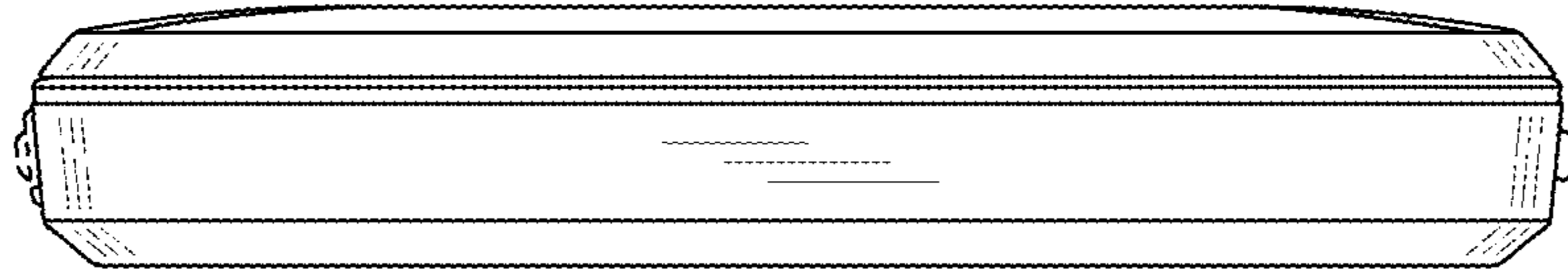


FIG. 7

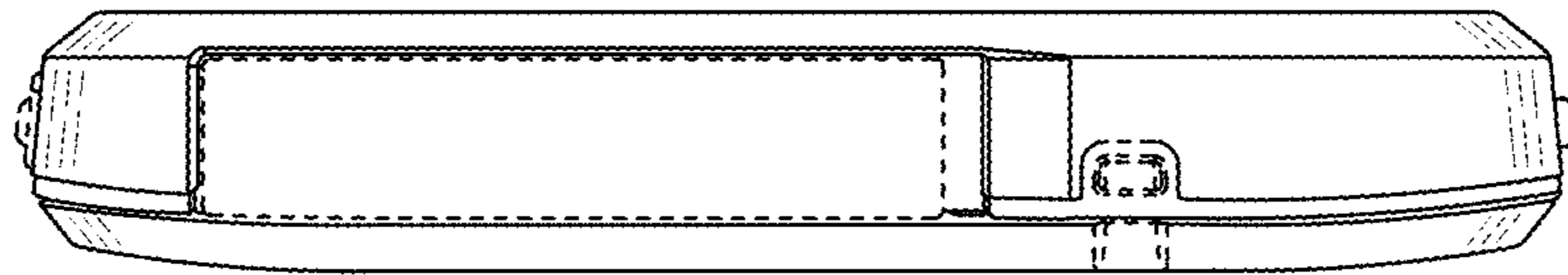


FIG. 8