



US00D838260S

(12) **United States Design Patent** (10) **Patent No.:** **US D838,260 S**
Chang et al. (45) **Date of Patent:** **** Jan. 15, 2019**

- (54) **ANTENNA**
- (71) Applicant: **Airgain Incorporated**, San Diego, CA (US)
- (72) Inventors: **Wei Chang**, Zhang Jia Gang (CN); **Meng Zhang**, Zhang Jia Gang (CN)
- (73) Assignee: **Airgain Incorporated**, San Diego, CA (US)
- (**) Term: **15 Years**
- (21) Appl. No.: **29/621,487**
- (22) Filed: **Oct. 9, 2017**

D709,053 S *	7/2014	Chang	D14/230
D779,463 S *	2/2017	Zheng	D14/230
D784,303 S *	4/2017	Zheng	D14/230
D792,870 S *	7/2017	Zheng	D14/230
D795,846 S *	8/2017	Chang	D14/230
D799,457 S *	10/2017	Chang	D14/230
D799,458 S *	10/2017	Chang	D14/230
D802,566 S *	11/2017	Yang	D14/230
D807,332 S *	1/2018	Chang	D14/230
D815,072 S *	4/2018	Chang	D14/230
D823,838 S *	7/2018	Gosalia	D14/230
D826,911 S *	8/2018	Wang	D14/230
2008/0150829 A1 *	6/2008	Lin	G06F 1/1616 343/860
2009/0135072 A1 *	5/2009	Ke	H01Q 1/36 343/700 MS

* cited by examiner

Related U.S. Application Data

- (62) Division of application No. 29/570,568, filed on Jul. 8, 2016, now Pat. No. Des. 799,457.
- (51) **LOC (11) Cl.** **14-03**
- (52) **U.S. Cl.**
USPC **D14/230**
- (58) **Field of Classification Search**
USPC D14/230, 138, 135, 231-238, 238.1, 299, D14/358; D12/42, 43
CPC G01R 29/10; G01S 2013/0245; G01S 2013/0254; G01S 2013/0263; G01S 7/4026
See application file for complete search history.

Primary Examiner — Mark A Goodwin
Assistant Examiner — Benjamin M Weeks
(74) *Attorney, Agent, or Firm* — Clause Eight IPS; Michael Catania

(57) **CLAIM**

The ornamental design for an antenna, as shown and described.

DESCRIPTION

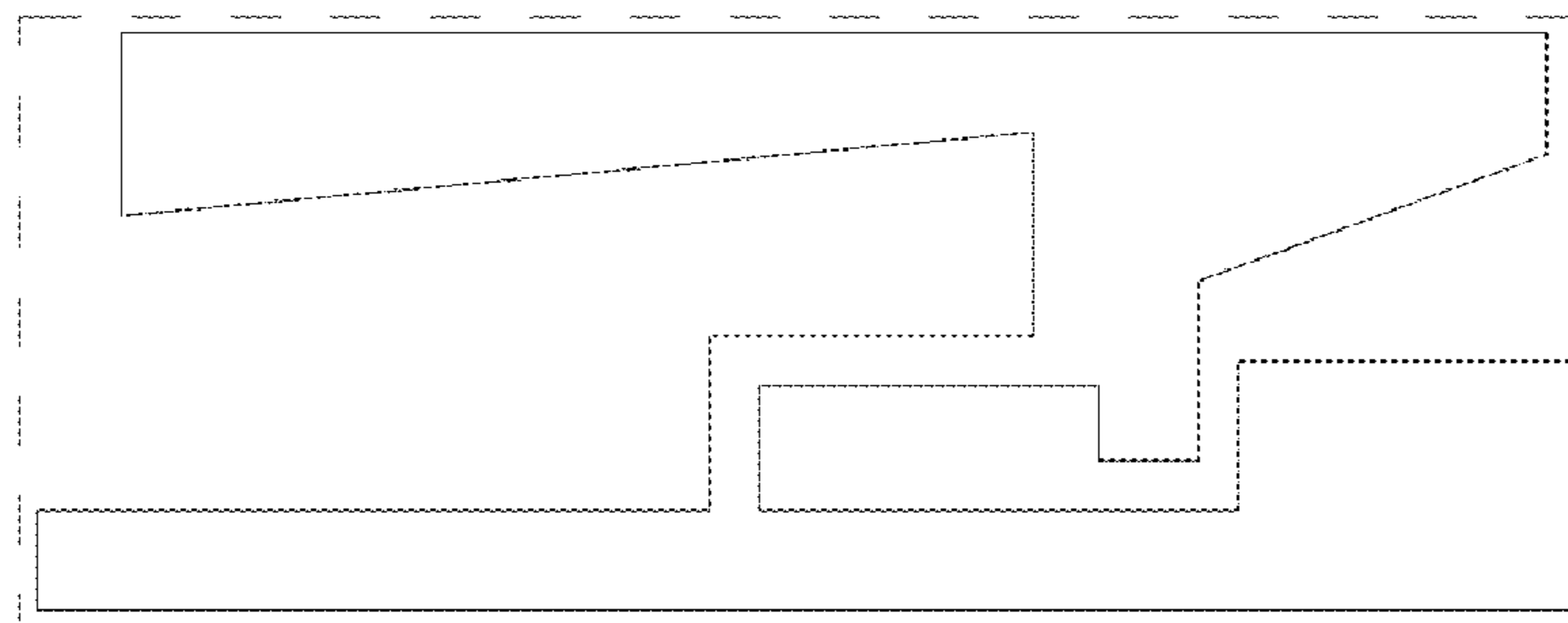
FIG. 1 is a top plan view of an antenna with a base in broken lines;
FIG. 2 is a front elevation view thereof;
FIG. 3 is a bottom plan view thereof;
FIG. 4 is a top perspective view thereof;
FIG. 5 is a top plan view thereof, with the unclaimed environment removed; and,
FIG. 6 is a front elevation view thereof, with the unclaimed environment removed.
The broken line in the figure drawings represents unclaimed environment only and forms no part of the claimed design.

(56) **References Cited**

U.S. PATENT DOCUMENTS

D599,334 S *	9/2009	Chiang	D14/230
D621,819 S *	8/2010	Tsai	D14/230
D635,963 S *	4/2011	Poddaturi	D14/230
D658,639 S *	5/2012	Huang	D14/230
D703,195 S *	4/2014	Zheng	D14/230
D703,196 S *	4/2014	Zheng	D14/230

1 Claim, 1 Drawing Sheet



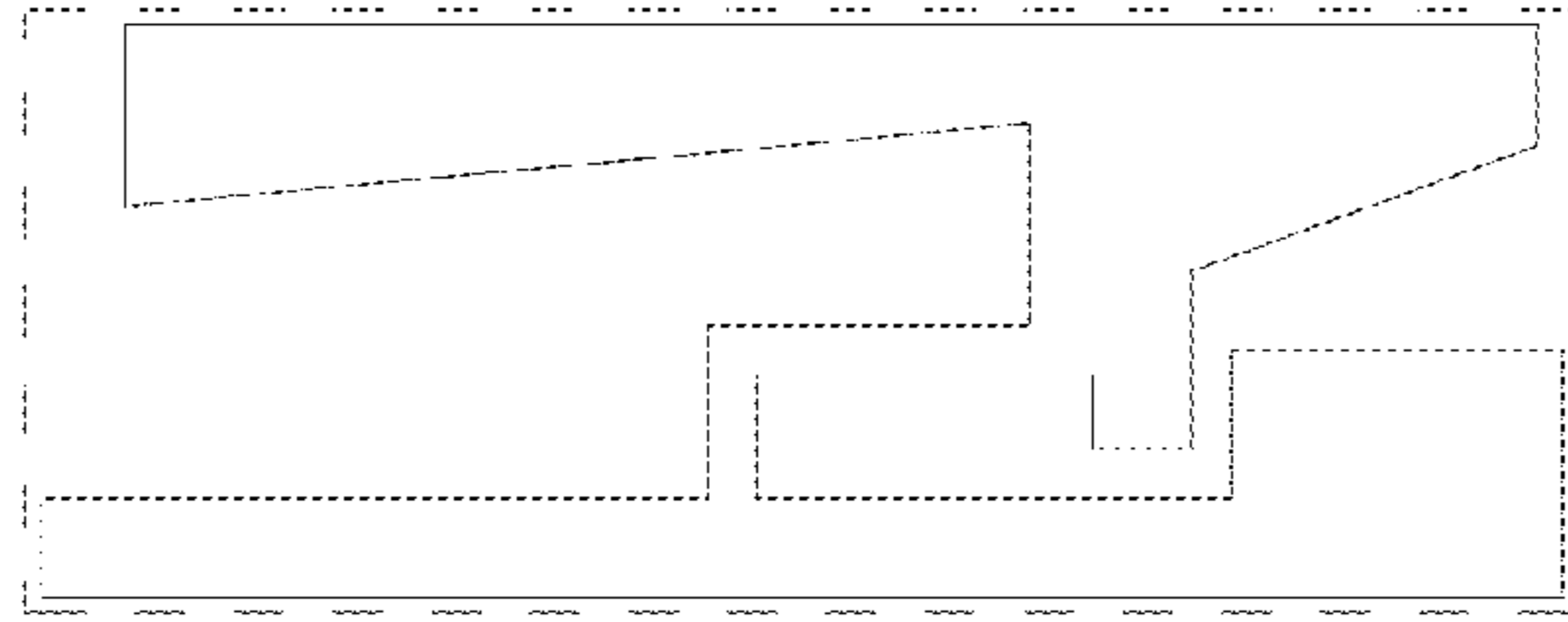


FIG. 1

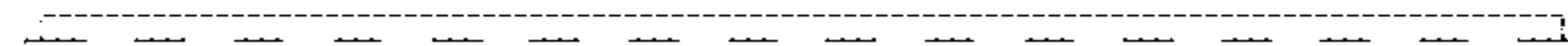


FIG. 2




FIG. 3

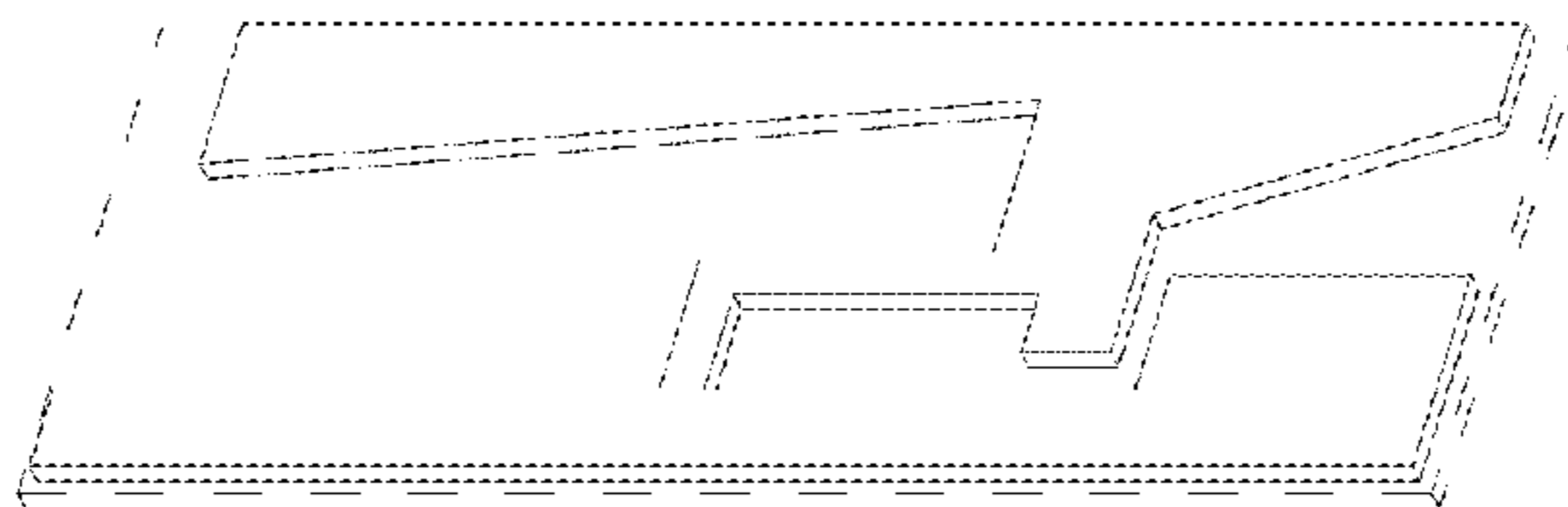


FIG. 4

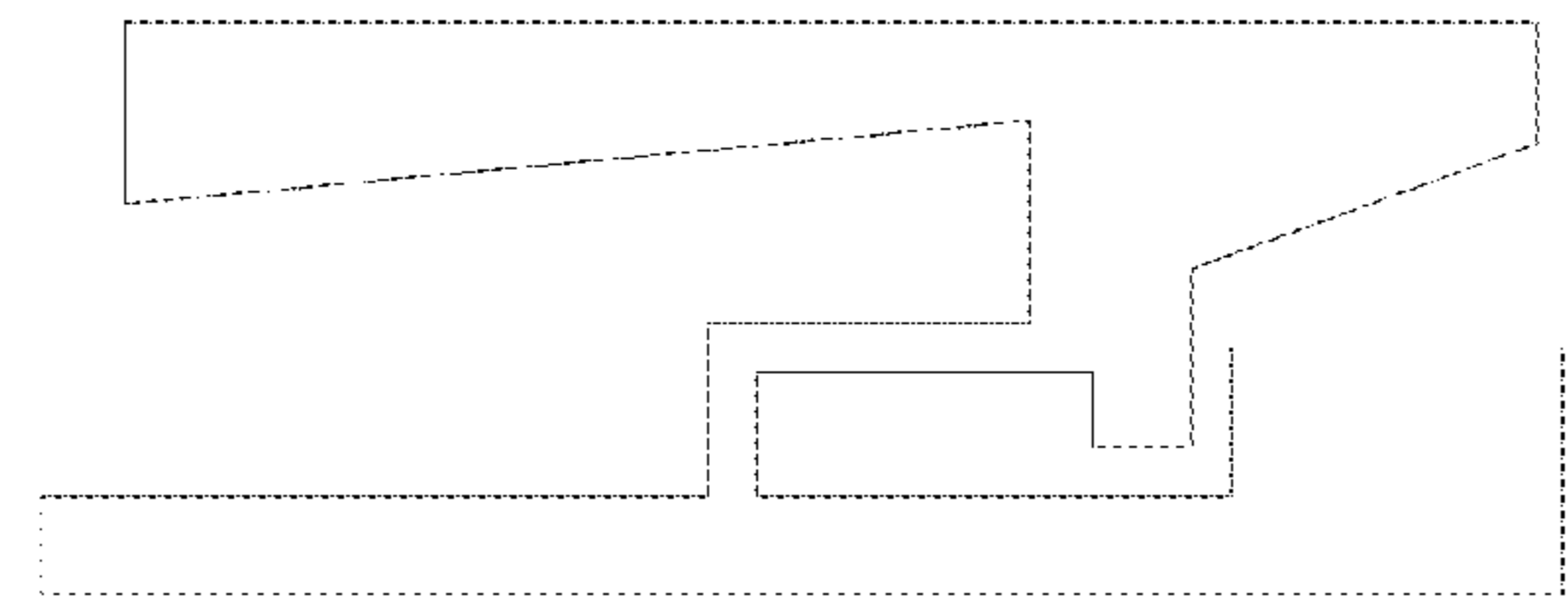


FIG. 5




FIG. 6