



US00D838237S

(12) **United States Design Patent**
Pierre et al.

(10) **Patent No.:** **US D838,237 S**
(45) **Date of Patent:** **** Jan. 15, 2019**

(54) **TIRE**

(71) Applicant: **Bridgestone Americas Tire Operations, LLC**, Nashville, TN (US)

(72) Inventors: **Stephen J. Pierre**, Polk City, IA (US);
Jared D. Lofland, Ankeny, IA (US);
Andrew J. Minor, Bondurant, IA (US)

(73) Assignee: **Bridgestone Americas Tire Operations, LLC**, Nashville, TN (US)

(**) Term: **15 Years**

(21) Appl. No.: **29/618,601**

(22) Filed: **Sep. 22, 2017**

(51) **LOC (11) Cl.** **12-16**

(52) **U.S. Cl.**
USPC **D12/605**

(58) **Field of Classification Search**
USPC D12/605, 500–501, 506, 534–538,
D12/569–573, 604, 900, 202, 502–505,
D12/507–533, 539–568, 574–603;
D5/30; D7/396.4, 396.5
CPC B60C 13/00; B60C 1/00
See application file for complete search history.

(56) **References Cited**

U.S. PATENT DOCUMENTS

- 1,026,468 A * 5/1912 Selzer B60C 7/12
152/324
- D57,136 S * 2/1921 Lambert 152/326
- D178,332 S * 7/1956 Antonson D12/576
- 2,838,890 A * 6/1958 McIntyre B24D 11/00
428/138
- D187,362 S * 3/1960 Ellefson D5/53
- D200,689 S * 3/1965 Calvin D12/605
- 4,235,271 A * 11/1980 Olsen B60B 7/01
152/154

- D293,563 S * 1/1988 Fuzioka D12/605
- 4,823,856 A 4/1989 Roberts
- 5,807,446 A 9/1998 Ratliff et al.
- D421,873 S * 3/2000 Sundberg D7/396.1
- D423,417 S * 4/2000 Liao D12/576
- 6,343,843 B1 * 2/2002 Nishikawa B60B 21/023
139/391
- 6,536,490 B2 3/2003 Kliaveness et al.
- D506,969 S * 7/2005 Thompson D12/501
- D513,884 S * 1/2006 Ebisawa D5/30
- 7,156,936 B2 1/2007 Frantz et al.
- 7,168,768 B2 * 1/2007 Thompson B60B 7/01
301/37.101

(Continued)

FOREIGN PATENT DOCUMENTS

- DE 4111345 A1 11/1991
- EP 0588886 B1 8/1995

(Continued)

OTHER PUBLICATIONS

Kevin E Scheifele, Tire Sidewall, U.S. Appl. No. 29/472,944, filed Nov. 18, 2013.

(Continued)

Primary Examiner — Robin V Webster
Assistant Examiner — Rachel A Voorhies

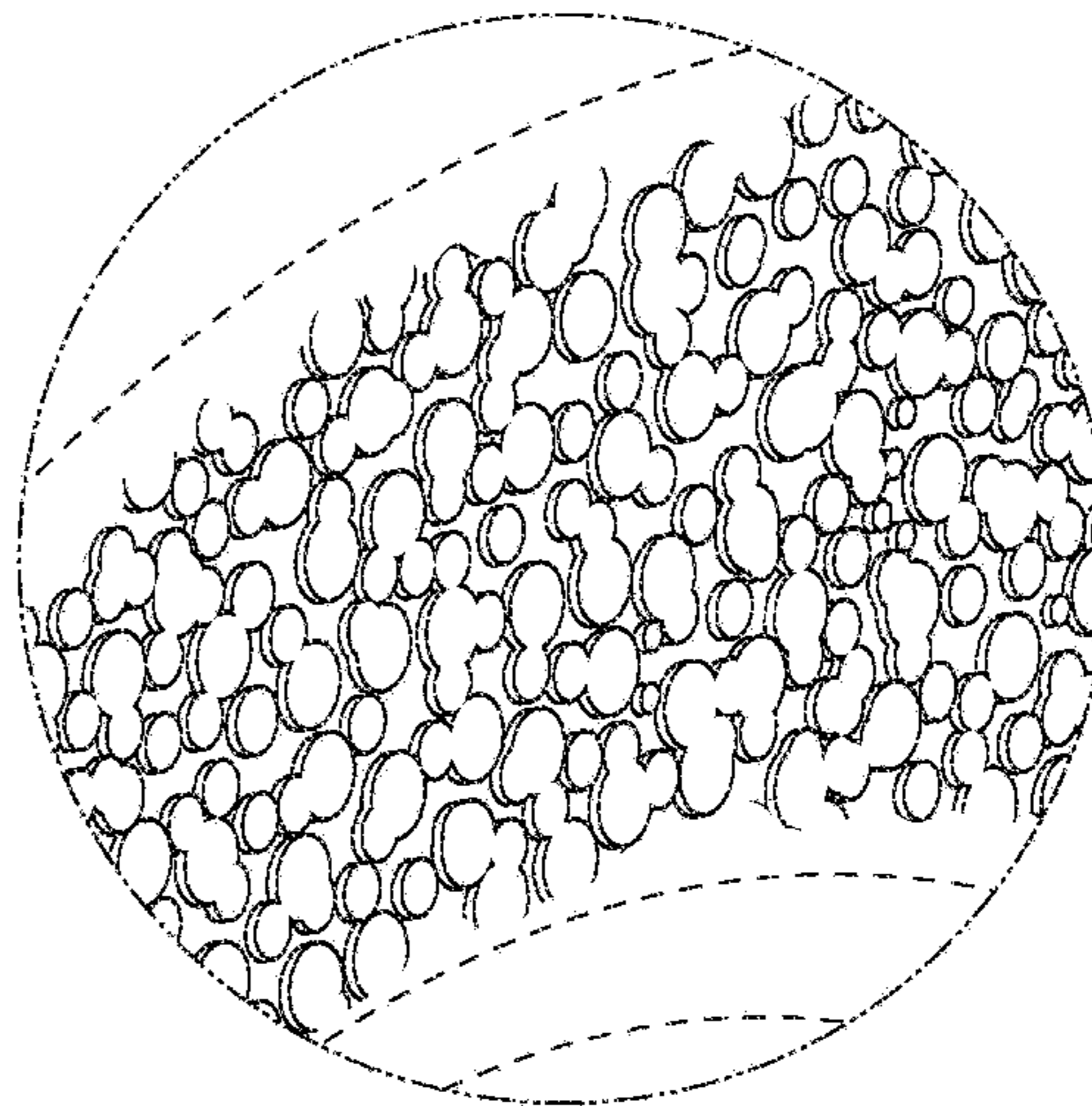

(57) **CLAIM**

The ornamental design for a tire, as shown and described.

DESCRIPTION

FIG. 1 is a side elevational view of a tire showing our new design;
FIG. 2 is a side perspective view thereof; and,
FIG. 3 is an enlarged fragmentary view thereof.
In the drawings, the broken lines depict environmental subject matter only and form no part of the claimed design.

1 Claim, 3 Drawing Sheets



(56)

References Cited

OTHER PUBLICATIONS

U.S. PATENT DOCUMENTS

7,409,975 B2 8/2008 Wallet
D582,684 S * 12/2008 Braunschweig D5/57
8,196,625 B1 * 6/2012 Chenoweth B60B 7/01
152/186
D682,191 S * 5/2013 Ebiko D12/605
D683,303 S * 5/2013 Ebiko B60B 7/01
D12/605
D695,212 S 12/2013 Parr
D701,826 S * 4/2014 Morito D12/605
D730,115 S * 5/2015 Miller D7/396.4
D734,102 S * 7/2015 Schonfeld D7/645
D750,015 S 2/2016 Scheifele
D750,553 S 3/2016 Scheifele
D825,199 S * 8/2018 Stephani B24D 11/00
D5/59
D825,200 S * 8/2018 Stephani B60C 7/12
D5/60
2006/0191617 A1 8/2006 Canankamp et al.
2015/0004335 A1 1/2015 Parr et al.
2016/0152095 A1 6/2016 Berger et al.

FOREIGN PATENT DOCUMENTS

EP 3030433 A1 6/2016
WO 2015165863 A1 4/2014

Kevin E Scheifele, Tire Sidewall, U.S. Appl. No. 29/472,946, filed Nov. 18, 2013.
Stephen J. Pierre, Pneumatic Tire With a Textured Surface, Method of Manufacturing, and Textured Mold, U.S. Appl. No. 62/561,704, filed Sep. 22, 2017.
Stephen J. Pierre, Tire, U.S. Appl. No. 29/618,592, filed Sep. 22, 2017.
Stephen J. Pierre, Tire, U.S. Appl. No. 29/618,593, filed Sep. 22, 2017.
Stephen J. Pierre, Tire, U.S. Appl. No. 29/618,594, filed Sep. 22, 2017.
Stephen J. Pierre, Tire, U.S. Appl. No. 29/618,597, filed Sep. 22, 2017.
Stephen J. Pierre, Tire, U.S. Appl. No. 29/618,598, filed Sep. 22, 2017.
Stephen J. Pierre, Tire, U.S. Appl. No. 29/618,600, filed Sep. 22, 2017.

* cited by examiner


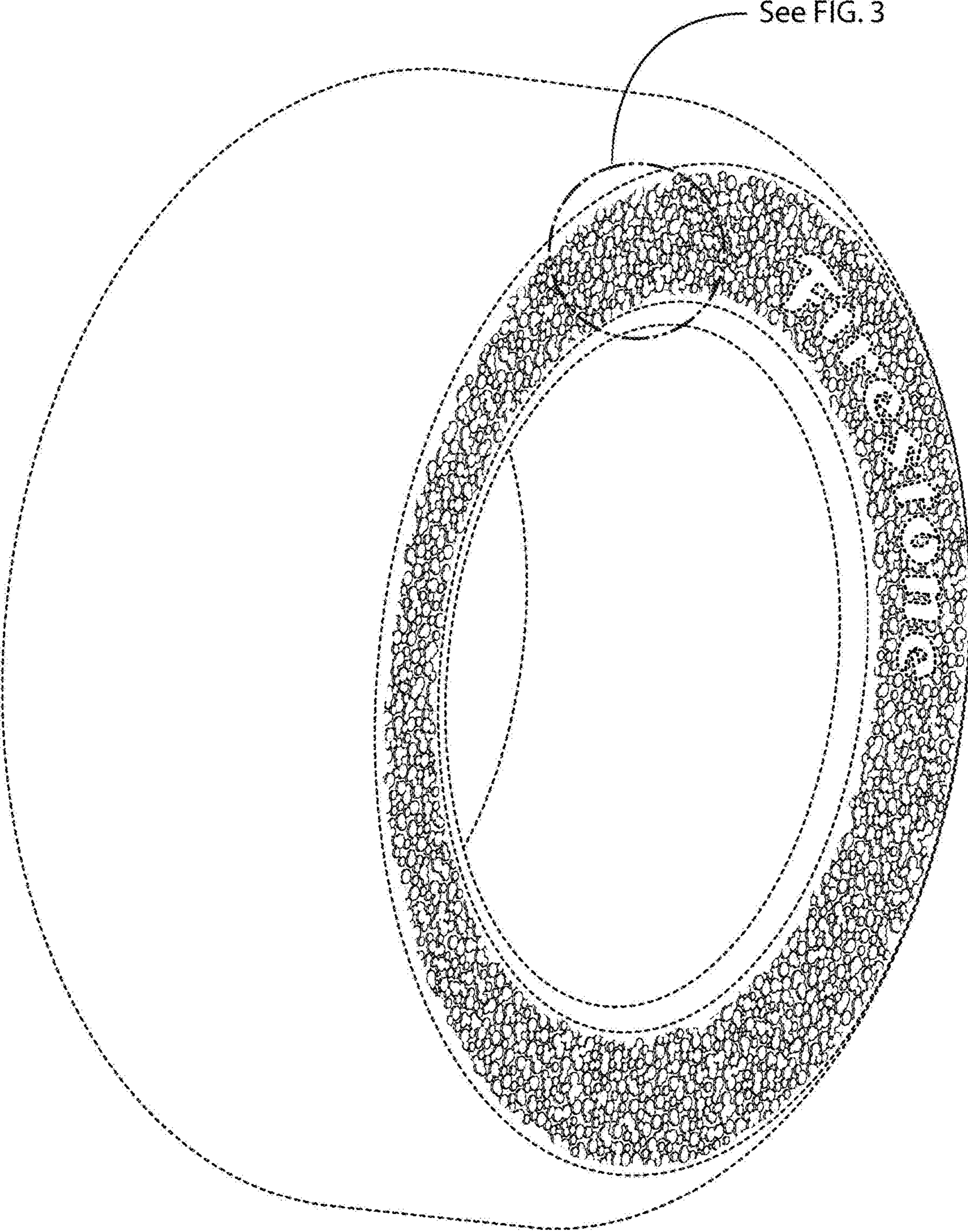


FIG. 1



See FIG. 3

FIG. 2

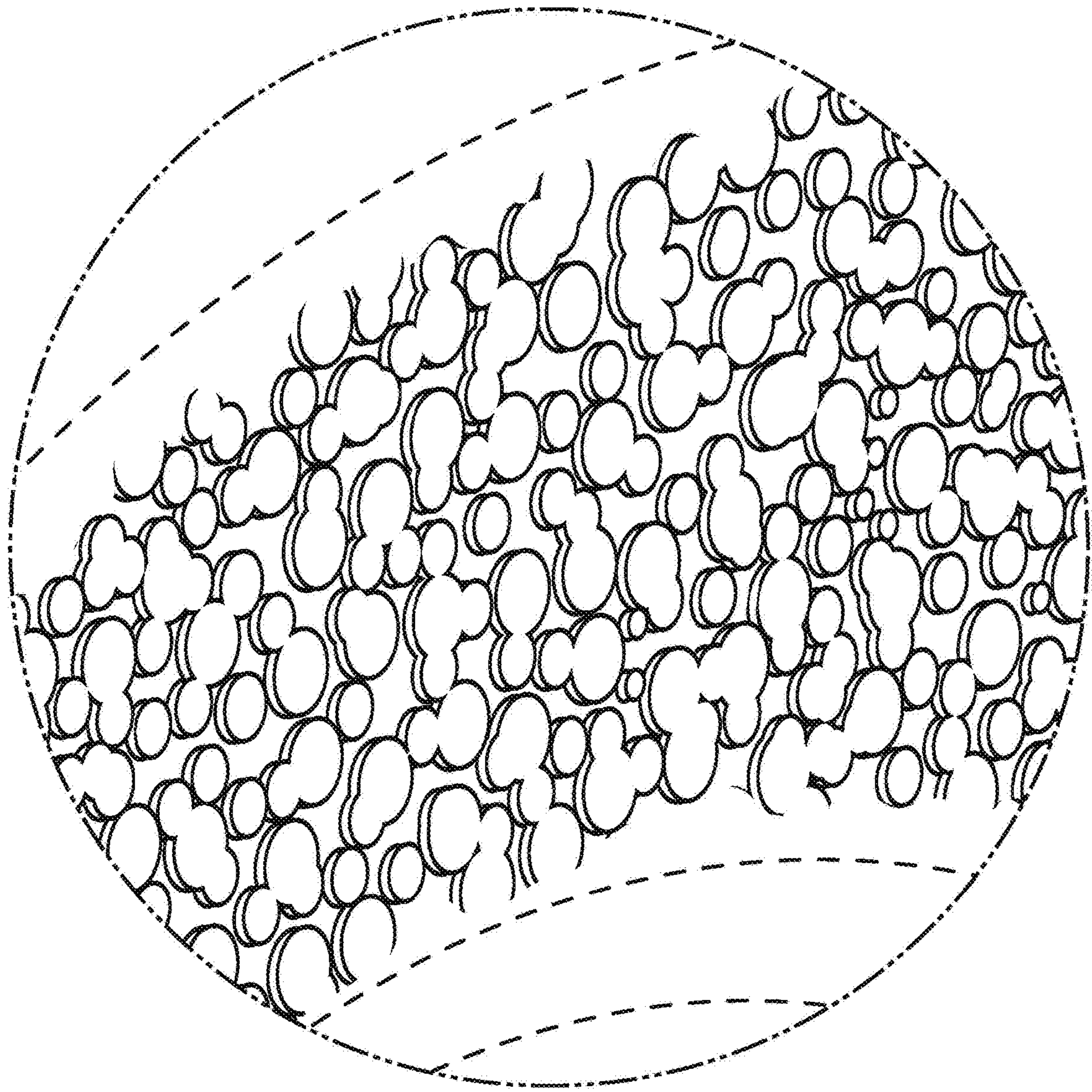


FIG. 3