



US00D838235S

(12) **United States Design Patent**
Pierre et al.

(10) **Patent No.:** **US D838,235 S**
(45) **Date of Patent:** **** Jan. 15, 2019**

(54) **TIRE**

(71) Applicant: **Bridgestone Americas Tire Operations, LLC**, Nashville, TN (US)

(72) Inventors: **Stephen J. Pierre**, Polk City, IA (US);
Jared D. Lofland, Ankeny, IA (US);
Andrew J. Minor, Bondurant, IA (US)

(73) Assignee: **Bridgestone Americas Tire Operations, LLC**, Nashville, TN (US)

(**) Term: **15 Years**

(21) Appl. No.: **29/618,593**

(22) Filed: **Sep. 22, 2017**

(51) **LOC (11) Cl.** **12-16**

(52) **U.S. Cl.**
USPC **D12/605**

(58) **Field of Classification Search**
USPC D12/605, 500-501, 506, 534-538,
D12/569-573, 604, 900, 202, 502-505,
D12/507-533, 539-568, 574-603;
D5/30; D7/396.4, 396.5
CPC B60C 13/00; B60C 1/00
See application file for complete search history.

(56) **References Cited**

U.S. PATENT DOCUMENTS

- 1,989,703 A * 2/1935 Leguillon B44C 1/20
152/523
- D96,797 S * 9/1935 Anderson D12/605
- 2,014,255 A * 9/1935 King B60C 11/0306
152/209.2
- D264,326 S * 5/1982 Zimmerman B60C 11/0306
D12/579
- 4,823,856 A 4/1989 Roberts
- D379,168 S * 5/1997 Ratliff, Jr. F41H 3/00
D12/605

- 5,807,446 A 9/1998 Ratliff, Jr.
- 6,536,490 B2 3/2003 Rooney
- D505,382 S * 5/2005 Green D12/544
- D505,385 S * 5/2005 Green D12/579
- D530,266 S * 10/2006 Hutz D12/579
- 7,156,936 B2 1/2007 Frantz et al.
- D559,172 S * 1/2008 Umstot D12/605
- D571,287 S * 6/2008 Dixon D12/605
- 7,409,975 B2 8/2008 Wallet
- D647,045 S * 10/2011 Lo D12/605
- D695,212 S 12/2013 Parr
- D750,015 S 2/2016 Scheifele
- D750,553 S 3/2016 Scheifele

(Continued)

FOREIGN PATENT DOCUMENTS

- DE 4111345 A1 11/1991
- EP 0588886 B1 8/1995
- EP 3030433 A1 6/2016
- WO 2015165863 A1 4/2014

OTHER PUBLICATIONS

Kevin E Scheifele, Tire Sidewall, U.S. Appl. No. 29/472,944, filed Nov. 18, 2013.

(Continued)

Primary Examiner — Robin V Webster
Assistant Examiner — Rachel A Voorhies

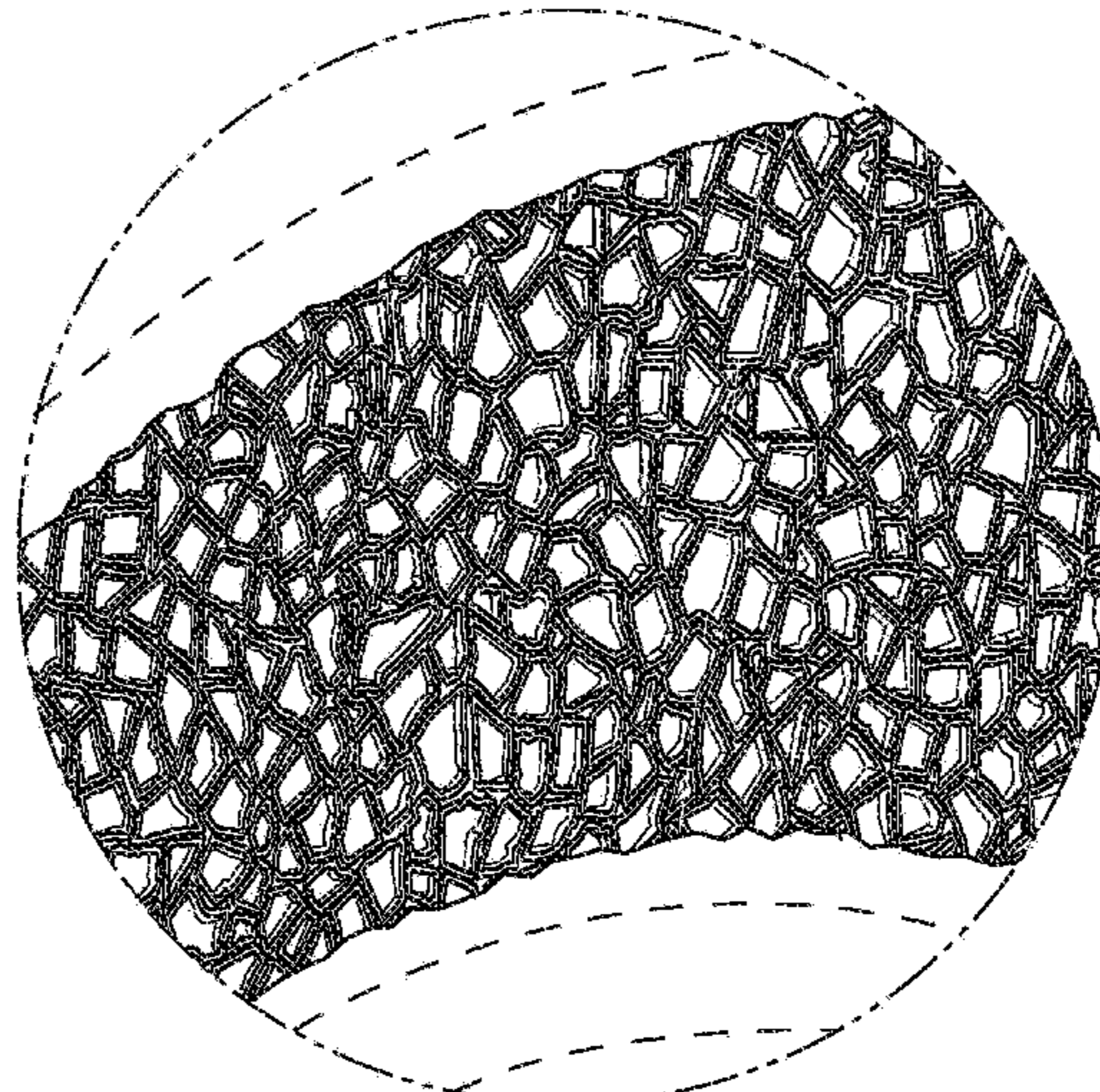
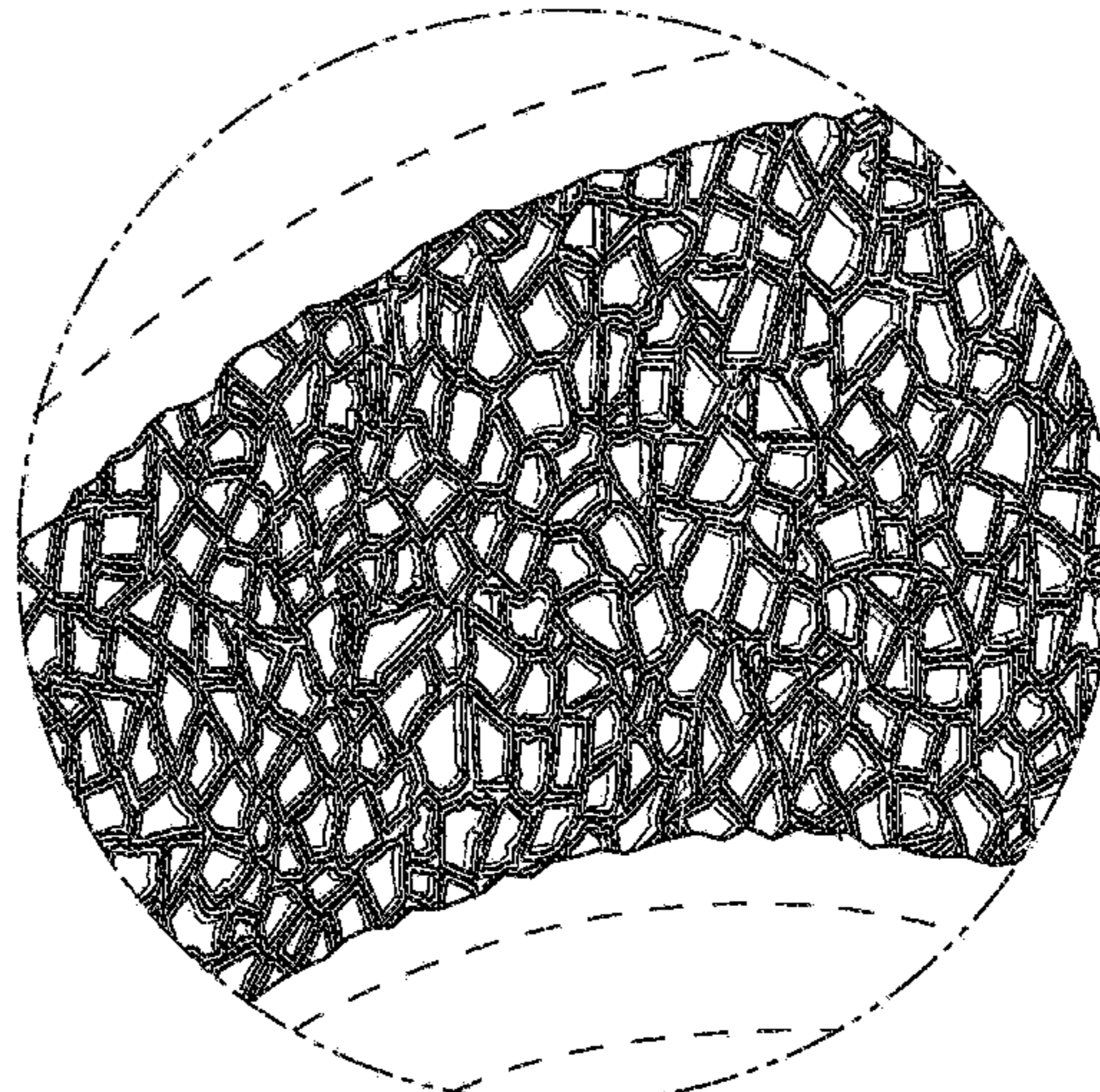
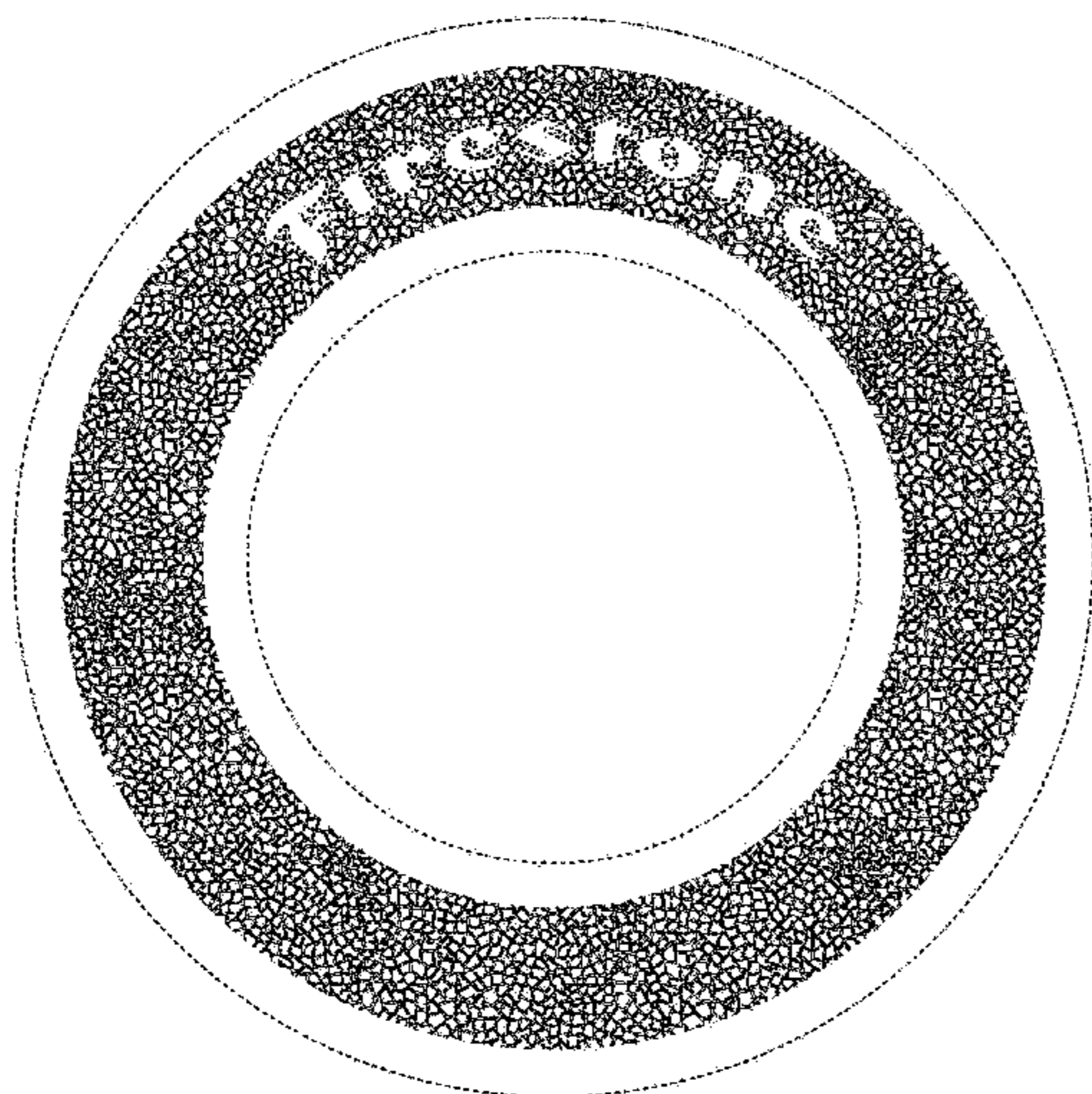
(57) **CLAIM**

The ornamental design for a tire, as shown and described.

DESCRIPTION

FIG. 1 is a side elevational view of a tire showing our new design;
FIG. 2 is a side perspective view thereof; and,
FIG. 3 is an enlarged fragmentary view thereof.
In the drawings, the broken lines depict environmental subject matter only and form no part of the claimed design.

1 Claim, 3 Drawing Sheets



(56)

References Cited

U.S. PATENT DOCUMENTS

9,365,080 B2* 6/2016 Iwabuchi B60C 13/001
9,562,748 B2* 2/2017 Parr F41H 3/00
2002/0174928 A1* 11/2002 Ratliff, Jr. B60C 13/001
152/555
2006/0191617 A1 8/2006 Byrne
2015/0004335 A1 1/2015 Parr et al.
2016/0152095 A1 6/2016 Berger et al.

OTHER PUBLICATIONS

Kevin E Scheifele, Tire Sidewall, U.S. Appl. No. 29/472,946, filed Nov. 18, 2013.
Stephen J. Pierre, Pneumatic Tire With a Textured Surface, Method of Manufacturing, and Textured Mold, U.S. Appl. No. 62/561,704, filed Sep. 22, 2017.
Stephen J. Pierre, Tire, U.S. Appl. No. 29/618,592, filed Sep. 22, 2017.
Stephen J. Pierre, Tire, U.S. Appl. No. 29/618,594, filed Sep. 22, 2017.
Stephen J. Pierre, Tire, U.S. Appl. No. 29/618,597, filed Sep. 22, 2017.
Stephen J. Pierre, Tire, U.S. Appl. No. 29/618,598, filed Sep. 22, 2017.
Stephen J. Pierre, Tire, U.S. Appl. No. 29/618,600, filed Sep. 22, 2017.
Stephen J. Pierre, Tire, U.S. Appl. No. 29/618,601, filed Sep. 22, 2017.

* cited by examiner

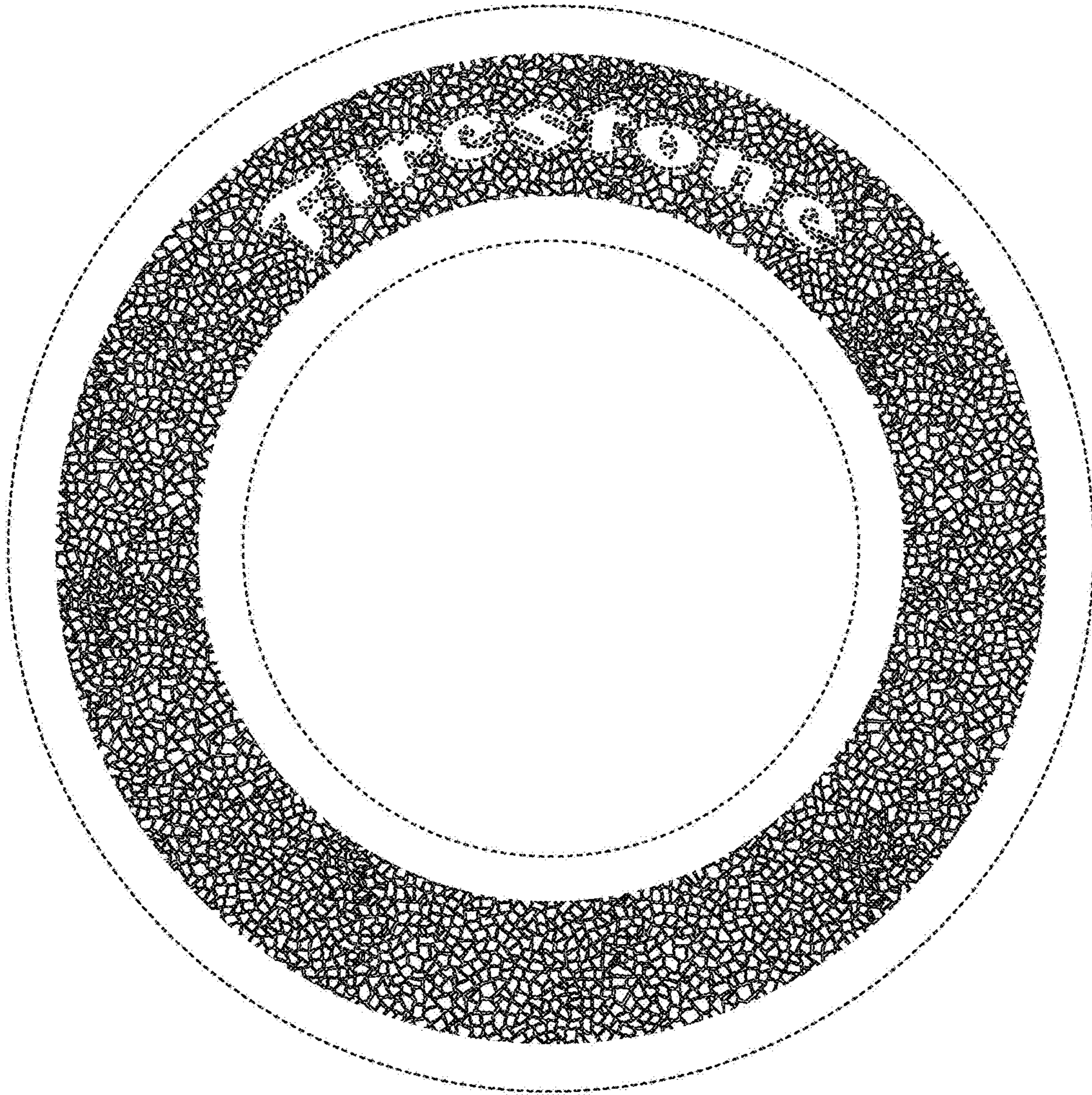


FIG. 1

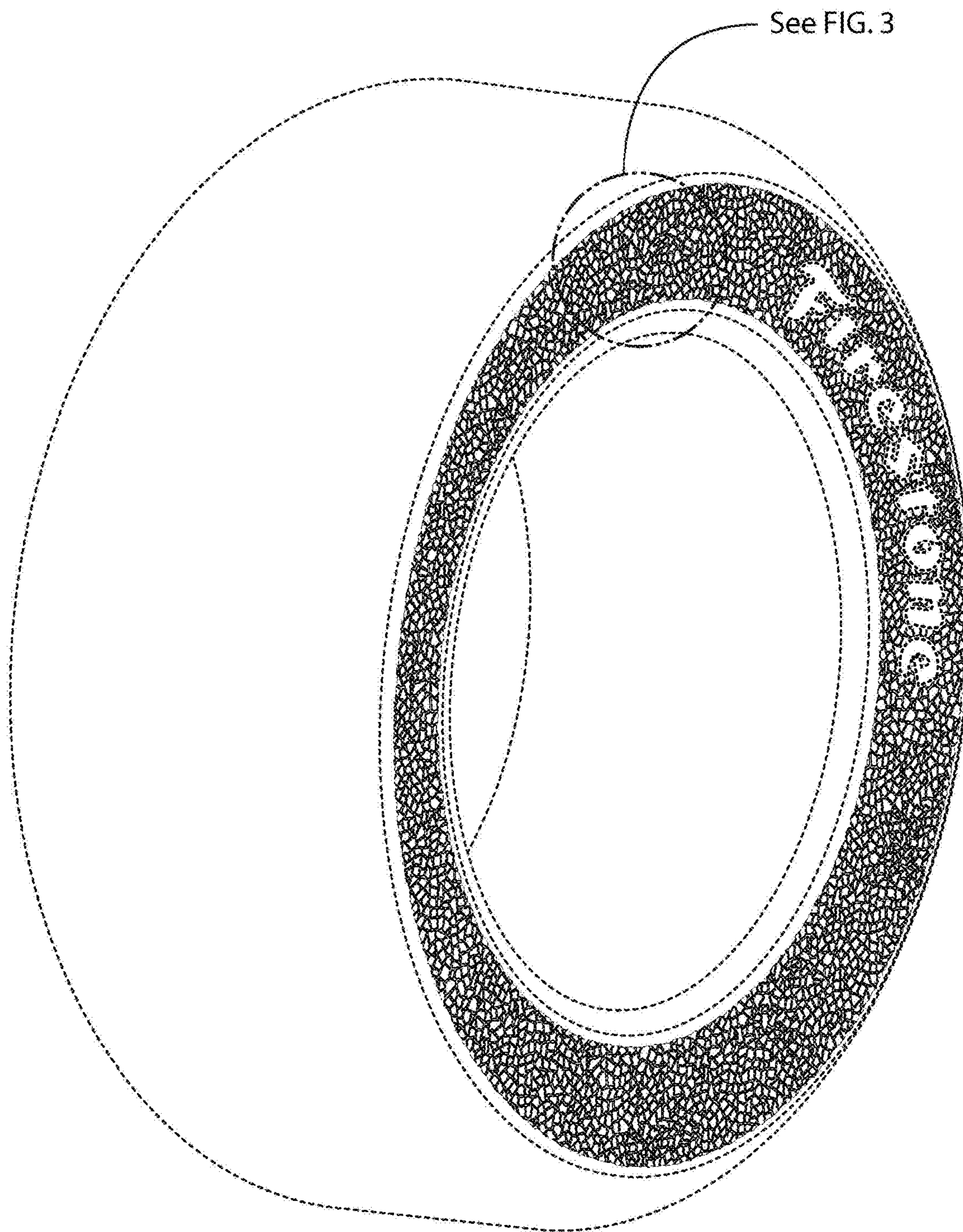


FIG. 2

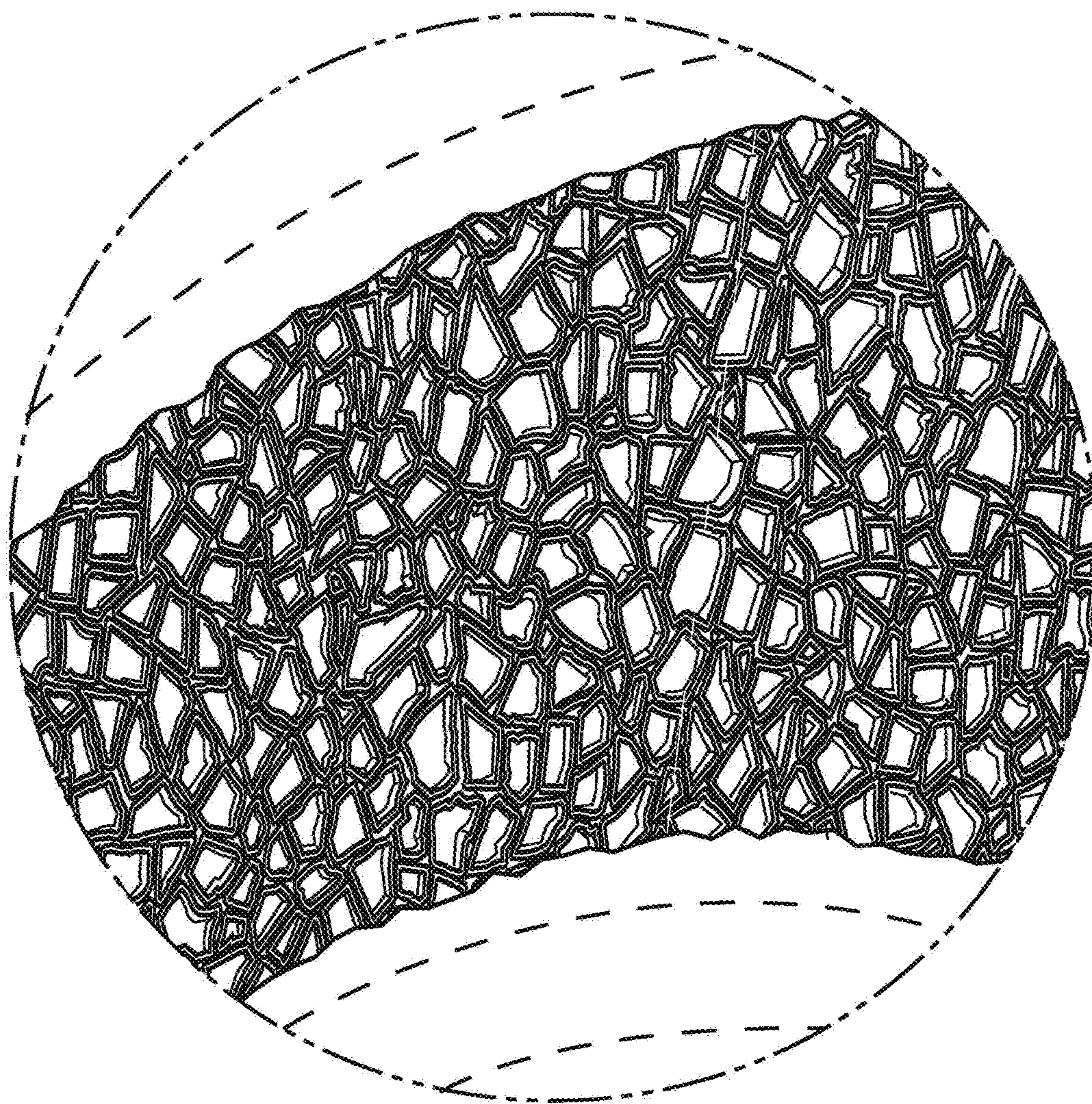


FIG. 3