



US00D838234S

(12) **United States Design Patent**
Takahashi

(10) **Patent No.:** **US D838,234 S**

(45) **Date of Patent:** **** Jan. 15, 2019**

(54) **AUTOMOBILE TIRE**

(71) Applicant: **TOYO TIRE & RUBBER CO., LTD.**,
Itami-shi, Hyogo (JP)

(72) Inventor: **Soichi Takahashi**, Itami (JP)

(73) Assignee: **TOYO TIRE & RUBBER CO., LTD.**,
Itami-shi (JP)

(**) Term: **15 Years**

(21) Appl. No.: **29/614,441**

(22) Filed: **Aug. 18, 2017**

(30) **Foreign Application Priority Data**

Feb. 21, 2017 (JP) 2017-003358

(51) **LOC (11) Cl.** **12-15**

(52) **U.S. Cl.**
USPC **D12/600**

(58) **Field of Classification Search**
USPC D12/594, 595, 600, 601
CPC B60C 11/0306; B60C 11/04
See application file for complete search history.

(56) **References Cited**

U.S. PATENT DOCUMENTS

D410,419 S *	6/1999	Murata	D12/594
D420,953 S *	2/2000	Poling	D12/600
D631,428 S *	1/2011	Yonetsu	D12/600
D700,132 S *	2/2014	Wang	D12/588
D712,819 S *	9/2014	Yamakawa	D12/600
D753,583 S *	4/2016	Hao	D12/512
D778,811 S *	2/2017	Chen	D12/601
D781,781 S *	3/2017	Schimmoeller, Jr.	D12/594

D786,186 S *	5/2017	Kuwano	D12/600
D813,796 S *	3/2018	Dixon	D12/588
D821,966 S *	7/2018	Ninomiya	D12/600

FOREIGN PATENT DOCUMENTS

JP	1241826 S	6/2005
JP	1483106 S	10/2014

* cited by examiner

Primary Examiner — Robert M. Spear

(74) *Attorney, Agent, or Firm* — Westerman, Hattori,
Daniels & Adrian, LLP

(57) **CLAIM**

The ornamental design for an automobile tire, as shown and described.

DESCRIPTION

FIG. 1 is a front elevational view of an automobile tire showing my new design, the rear elevational view being identical thereto.

FIG. 2 is a top plan view thereof, the bottom plan view being identical thereto.

FIG. 3 is a right side elevational view thereof, the left side elevational view being identical thereto.


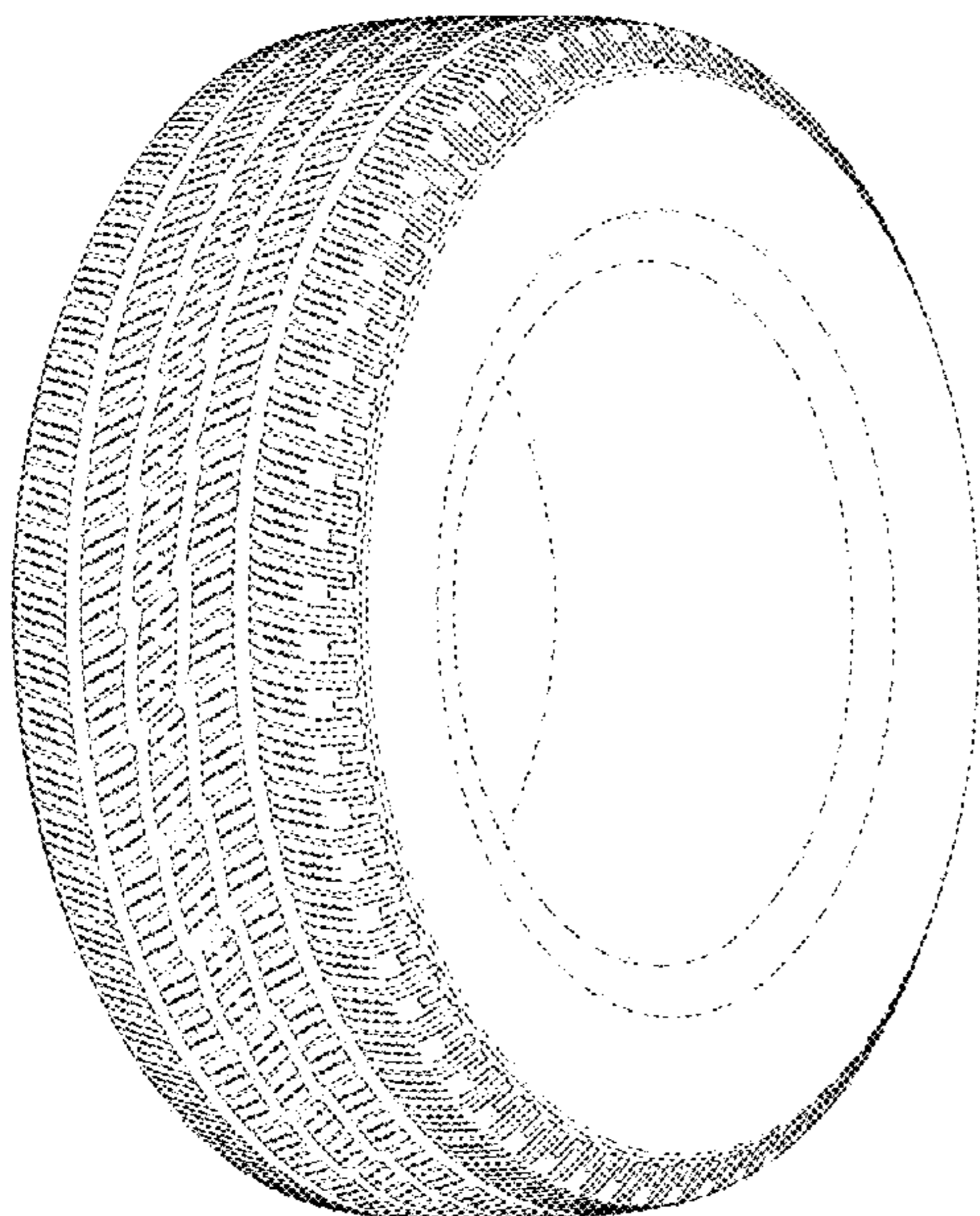
FIG. 4 is a perspective view thereof.

FIG. 5 is an enlarged cross sectional view thereof, taken along line 5-5 in FIG. 6; and,

FIG. 6 is an enlarged sectional view thereof, taken along lines 6-6 and 6'-6' in FIG. 1.

The broken lines illustrate environmental structure and form no part of the claimed design.

1 Claim, 6 Drawing Sheets



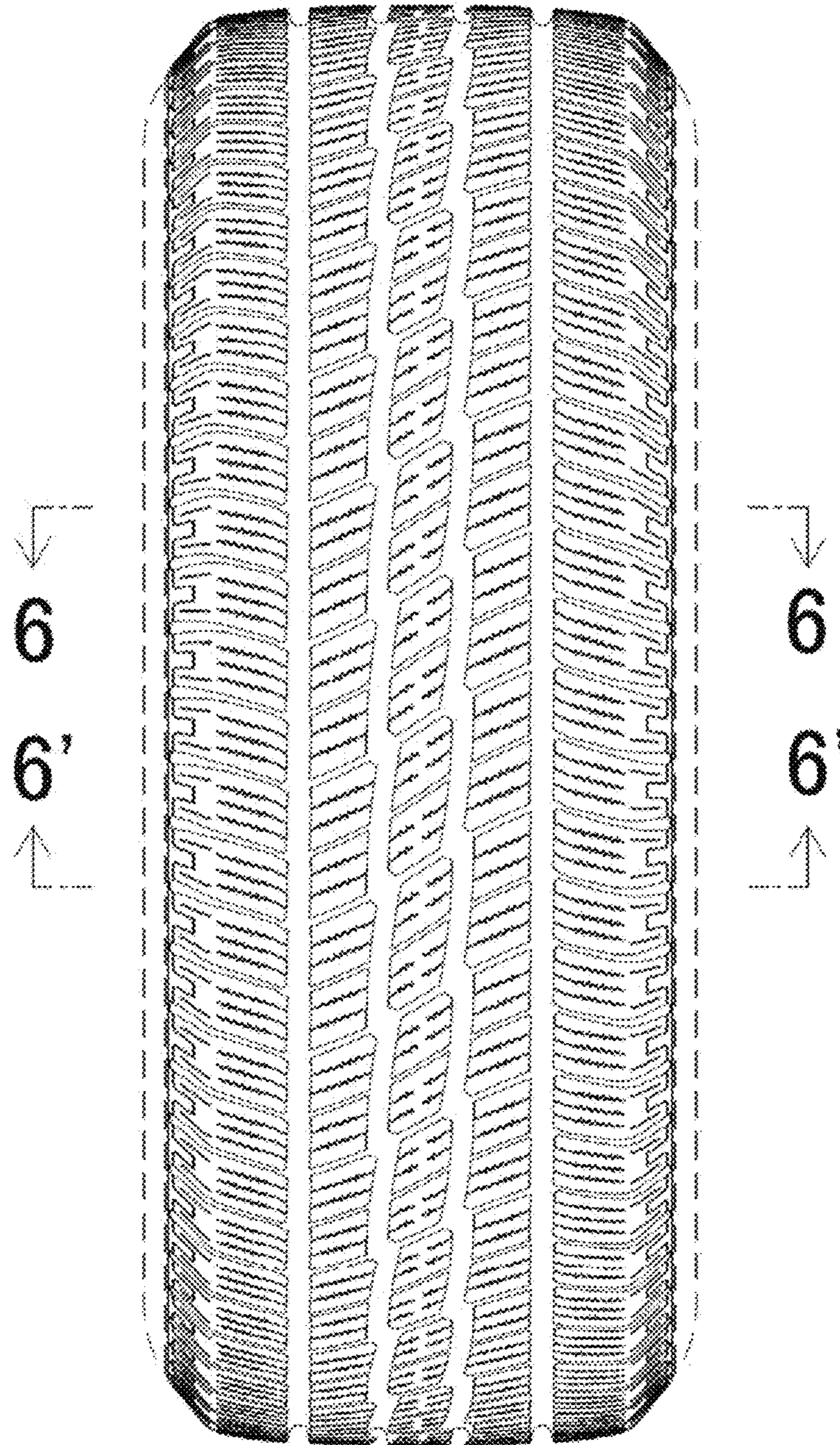


FIG. 1

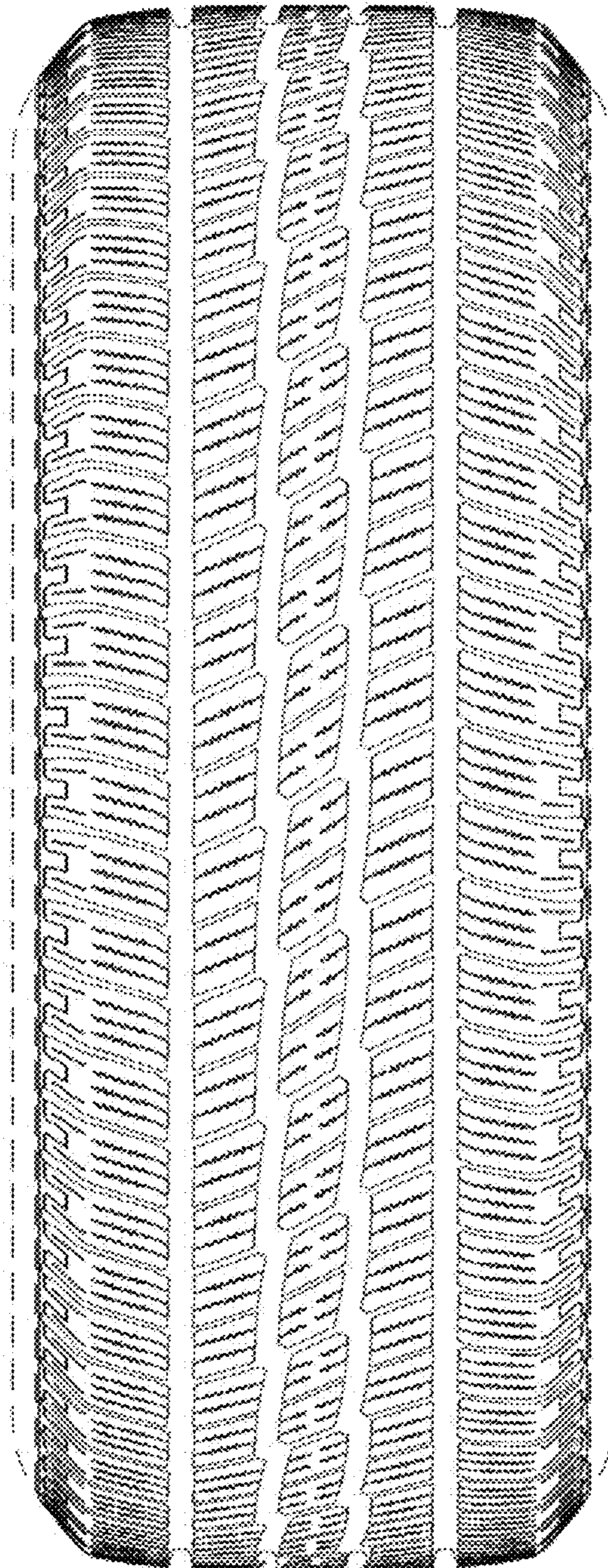


FIG. 2

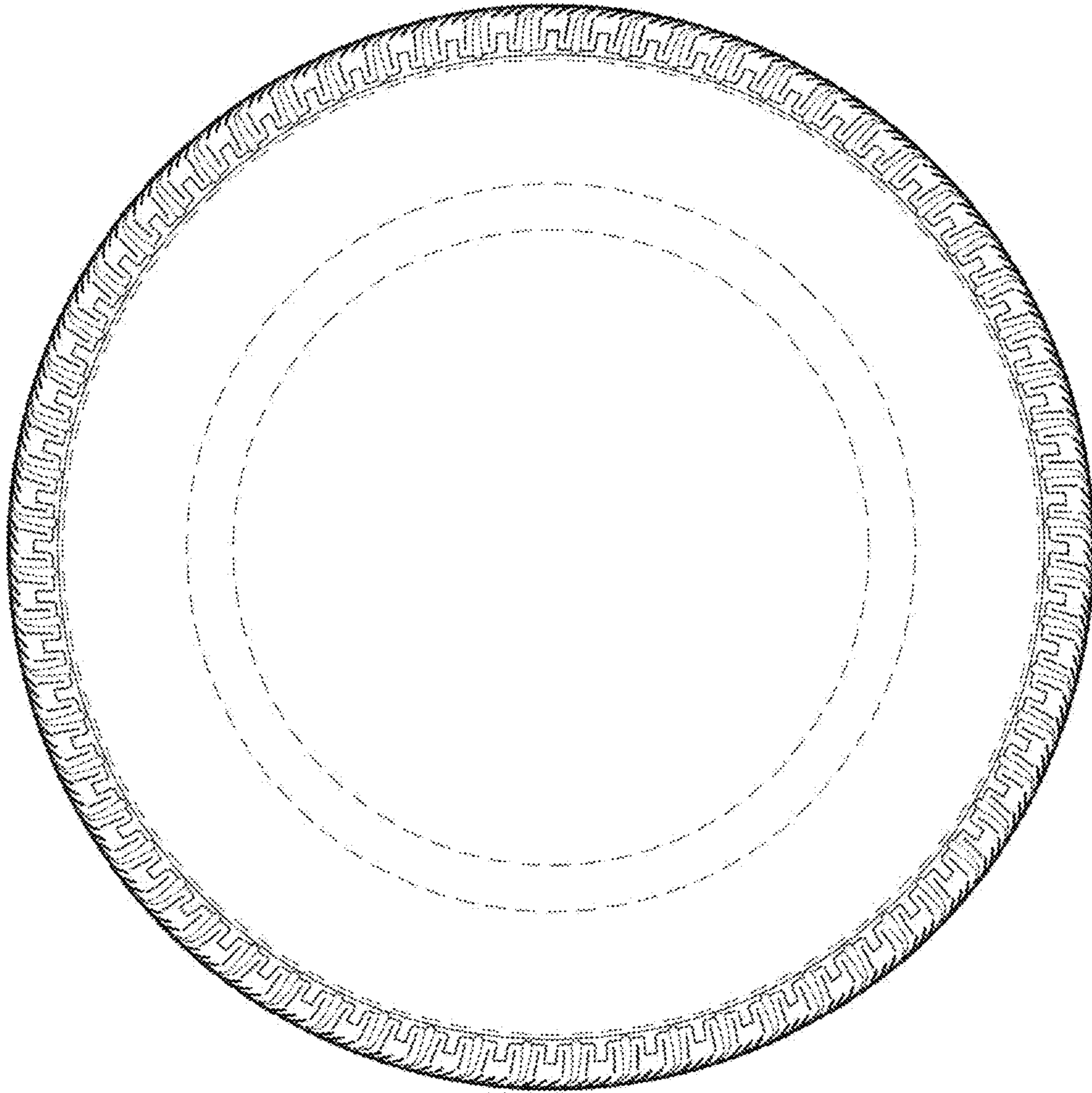


FIG.3

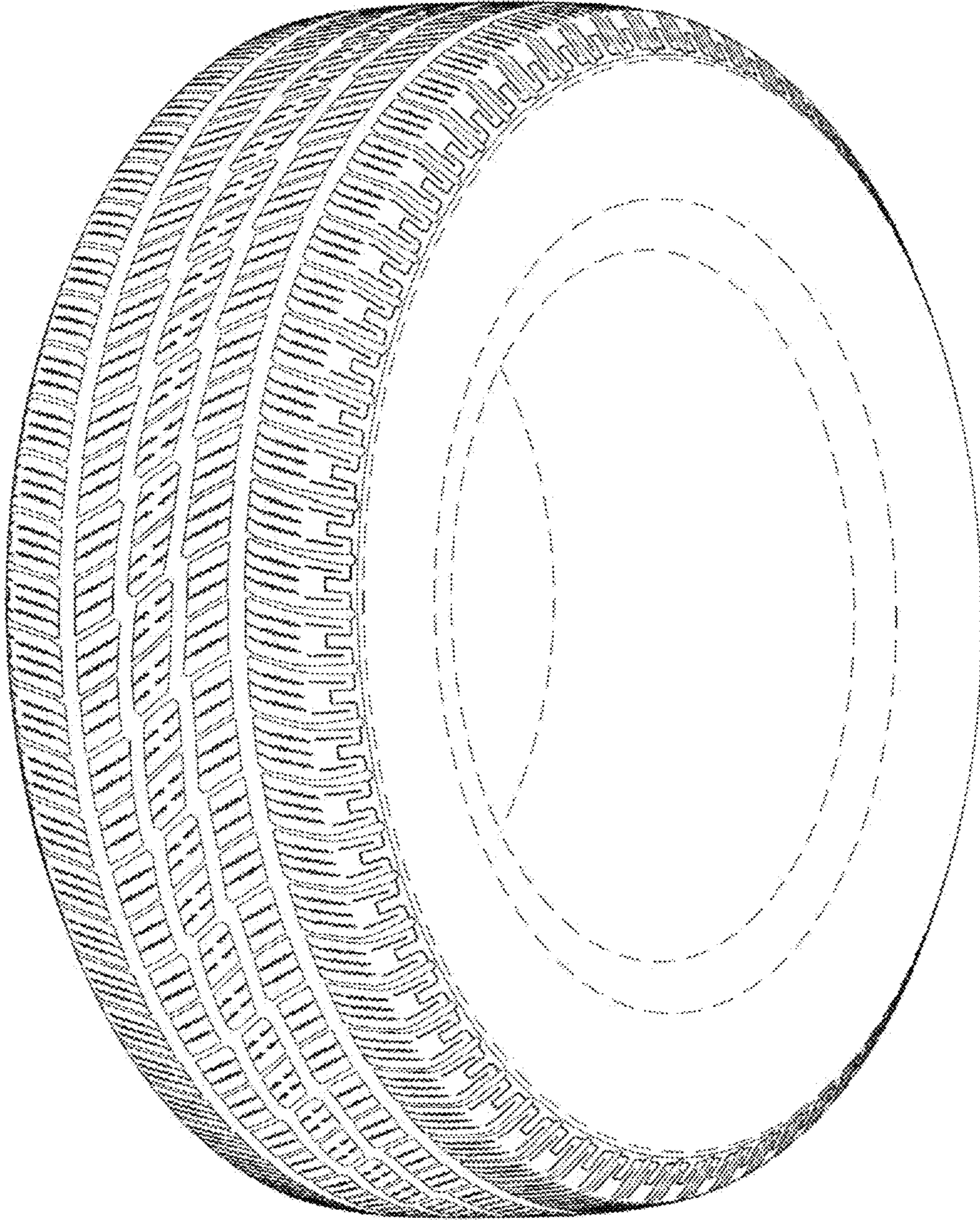


FIG.4

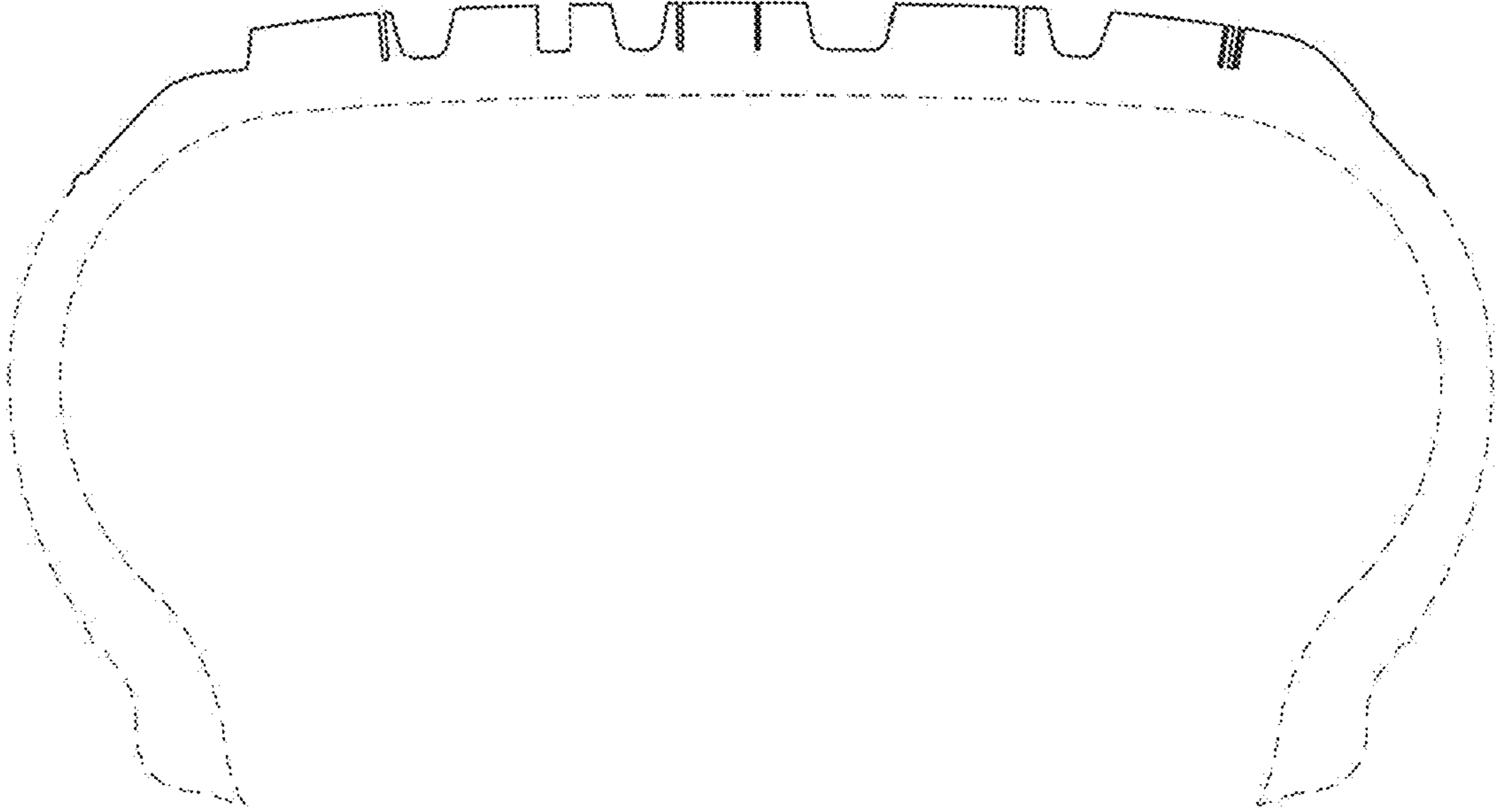


FIG.5




FIG.6