



US00D838228S

(12) **United States Design Patent**  
**Chung**

(10) **Patent No.:** **US D838,228 S**

(45) **Date of Patent:** **\*\* Jan. 15, 2019**

(54) **WHEEL CAP**

(71) Applicant: **Wheel Pros, LLC**, Greenwood Village, CO (US)

(72) Inventor: **Suny Chung**, Anaheim, CA (US)

(\*\*) Term: **15 Years**

(21) Appl. No.: **29/615,877**

(22) Filed: **Aug. 31, 2017**

**Related U.S. Application Data**

(63) Continuation-in-part of application No. 29/608,072, filed on Jun. 19, 2017, now Pat. No. Des. 822,575.

(51) **LOC (11) Cl.** ..... **12-16**

(52) **U.S. Cl.**  
USPC ..... **D12/213**

(58) **Field of Classification Search**  
USPC ..... D12/204–213; D8/312, 397; D9/453  
CPC .... B60B 7/00; B60B 7/02; B60B 7/04; B60B 7/01; B60B 7/06; B60B 3/02; B60B 3/04; B60B 3/06; B60B 3/10; B60B 1/00; B60B 1/08; B60B 1/10; B60B 1/12

See application file for complete search history.

(56) **References Cited**

U.S. PATENT DOCUMENTS

D702,174 S *	4/2014	Gordon	.....	D12/213
D751,022 S *	3/2016	Chung	.....	D12/213
D751,489 S *	3/2016	Chung	.....	D12/213
D784,240 S *	4/2017	Platto	.....	D12/213
D803,137 S *	11/2017	Platto	.....	D12/213
D822,575 S *	7/2018	Chung	.....	D12/209

\* cited by examiner

*Primary Examiner* — Stacia A Cadmus

(74) *Attorney, Agent, or Firm* — Eric Hanscom

(57) **CLAIM**

The ornamental design for a wheel cap, as shown and described.

**DESCRIPTION**

FIG. 1 is a perspective view of a wheel cap showing my new design;

FIG. 2 is a top view thereof;


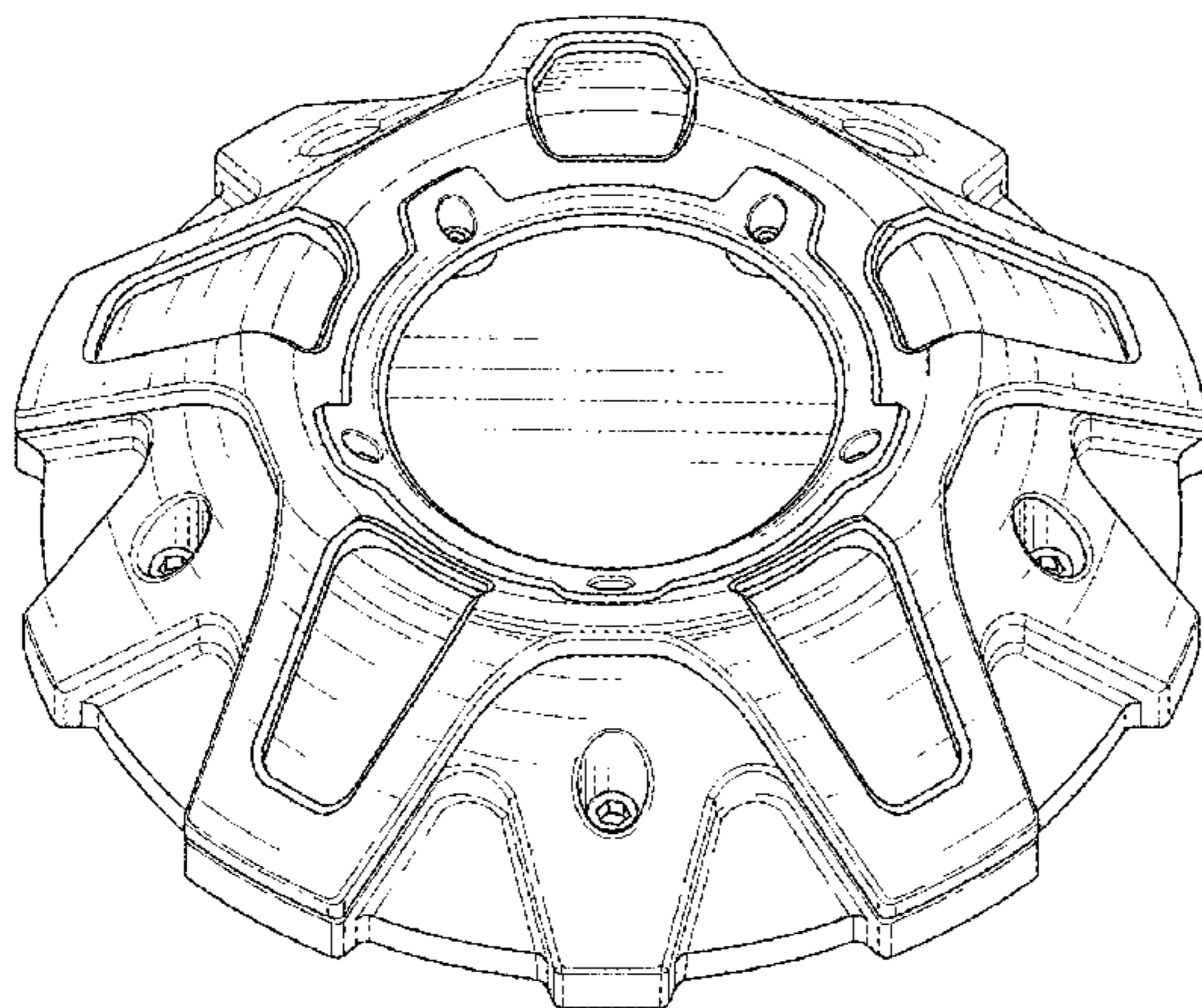
FIG. 3 is a left-side view thereof;

FIG. 4 is a right-side view thereof;

FIG. 5 is a front view thereof; and,

FIG. 6 is a back view thereof.

**1 Claim, 4 Drawing Sheets**



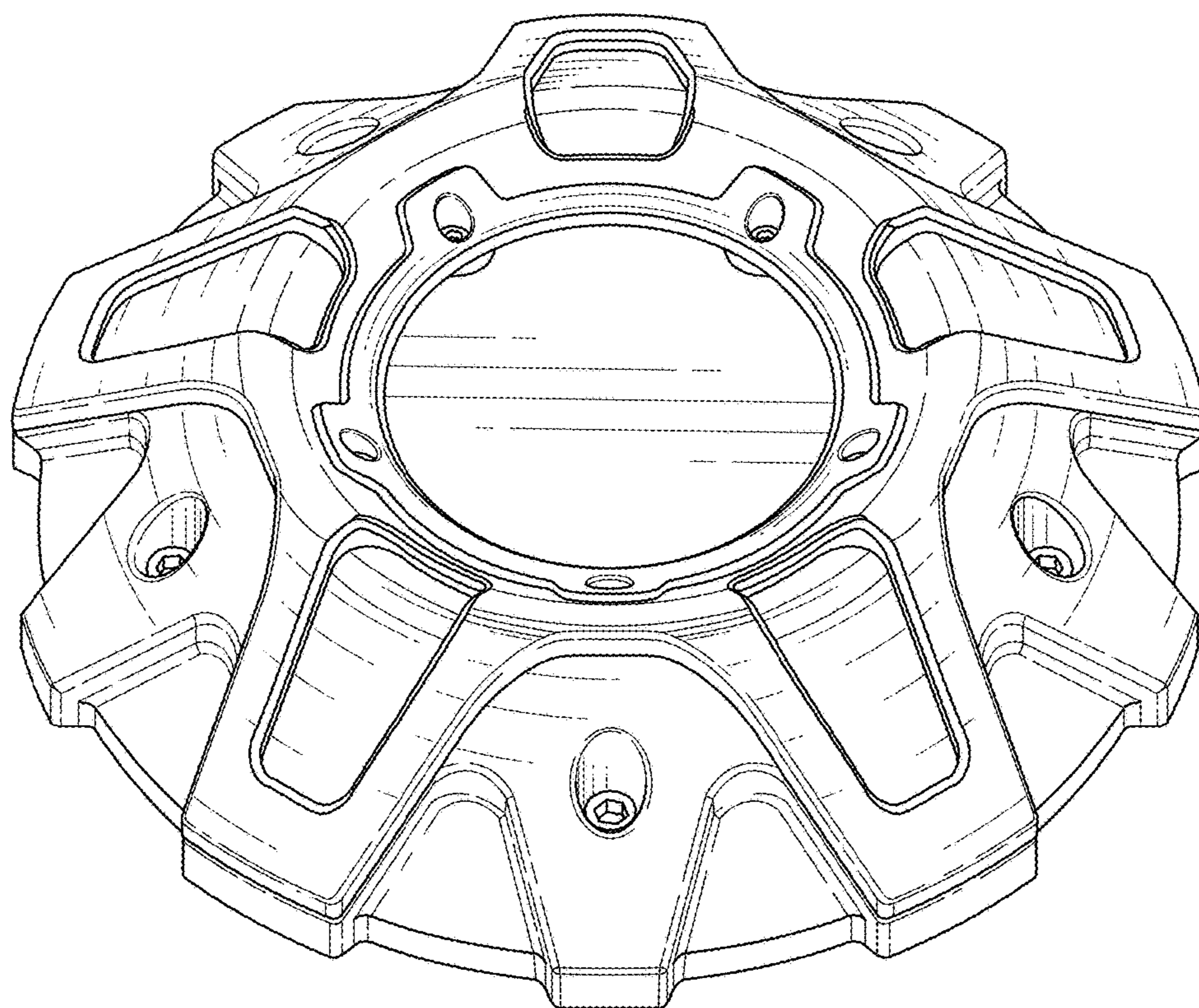


FIG. 1




FIG. 2

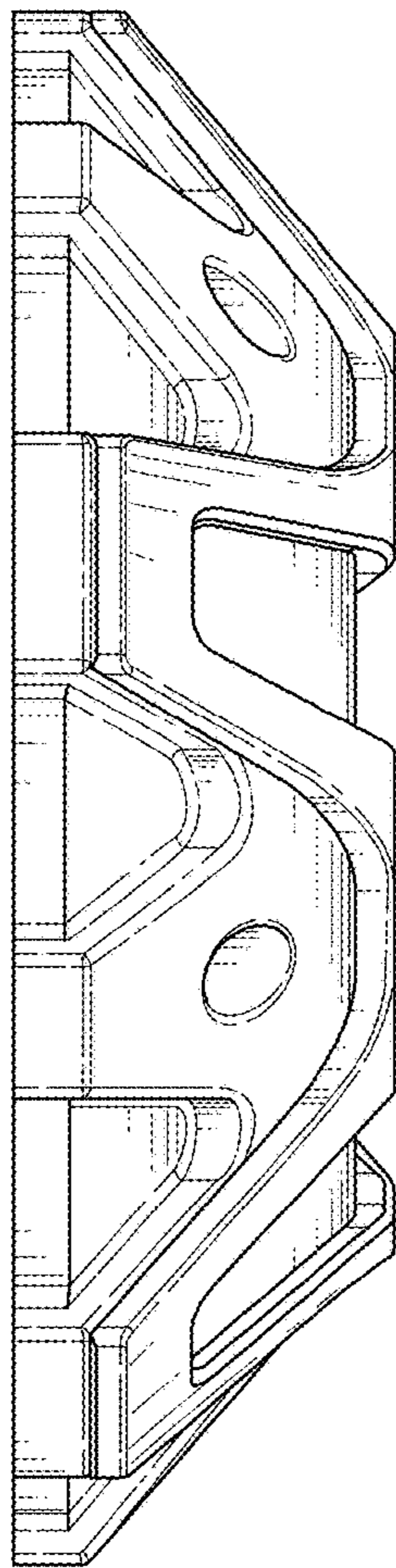


FIG. 3

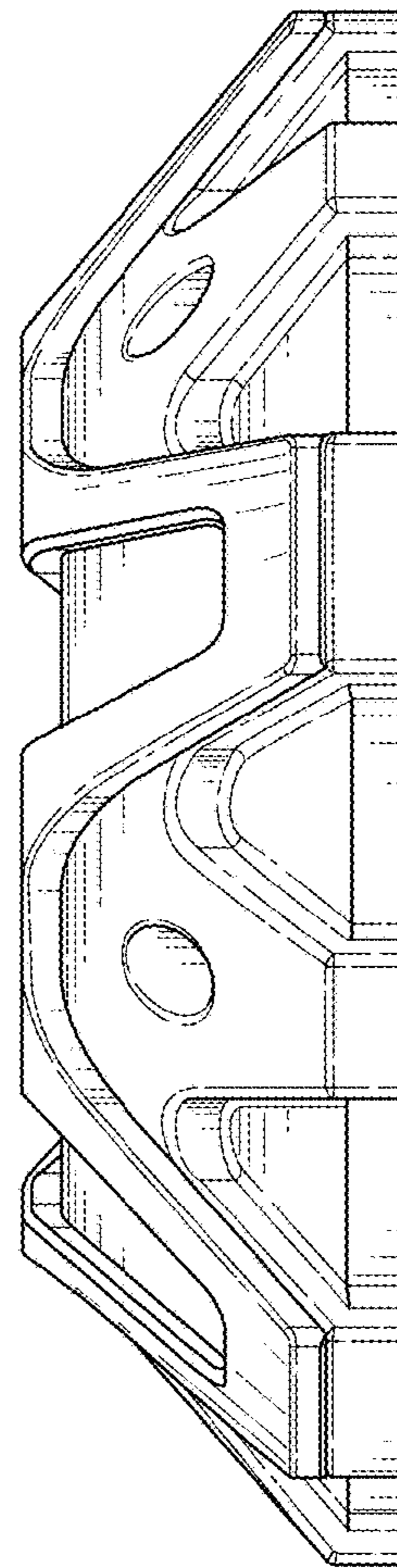


FIG. 4

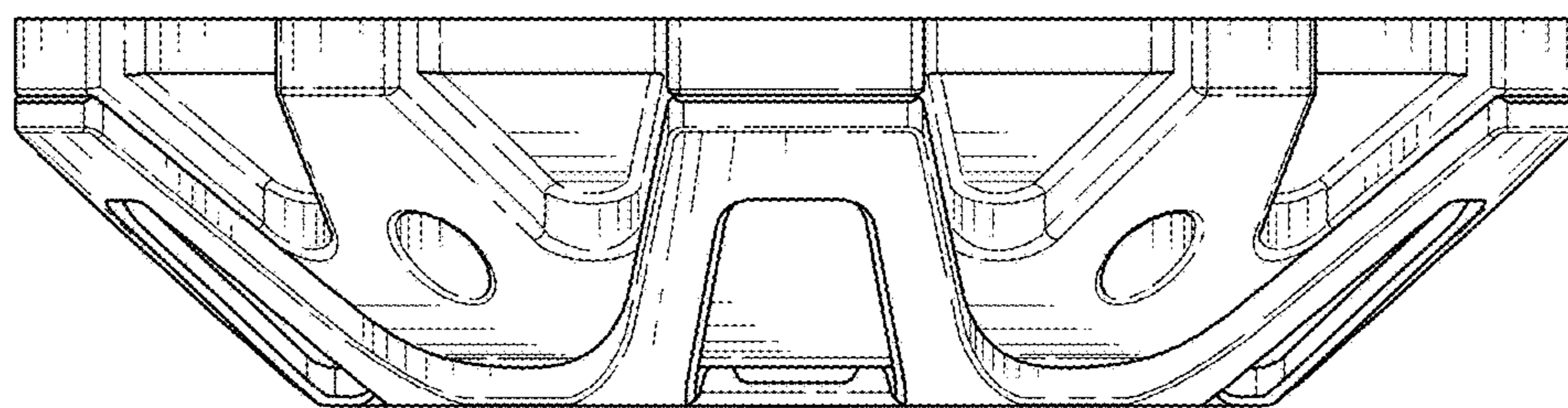


FIG. 5

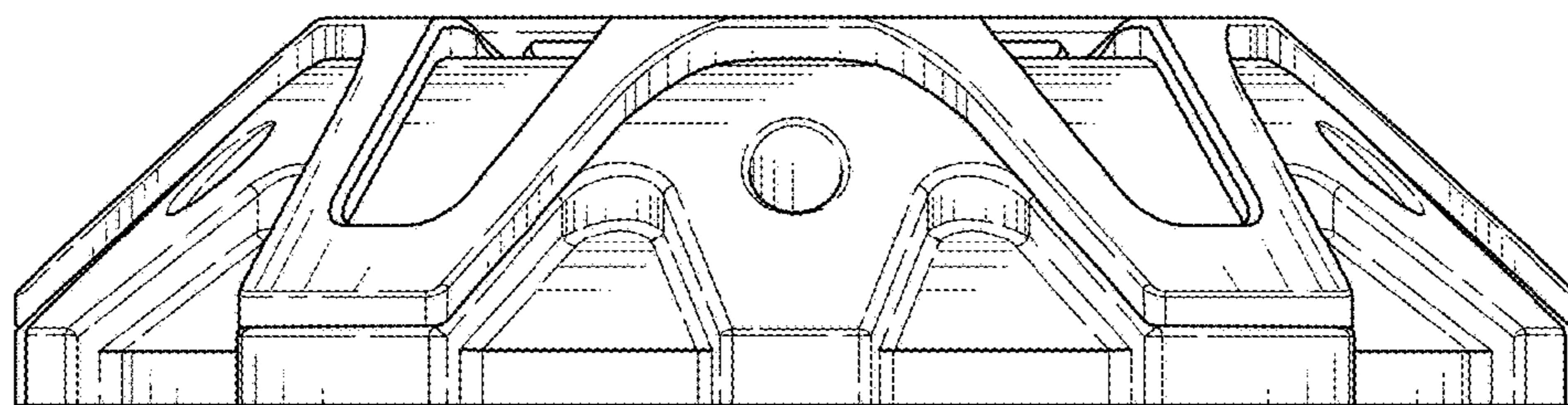


FIG. 6