



US00D838216S

(12) **United States Design Patent**
Peat et al.

(10) **Patent No.:** **US D838,216 S**
(45) **Date of Patent:** **** Jan. 15, 2019**

- (54) **FRONT END OF A VEHICLE**
- (71) Applicant: **Jaguar Land Rover Limited**, Whitley
Coventry (GB)
- (72) Inventors: **Anthony Peat**, Coventry (GB); **Joe Buck**, Coventry (GB)
- (73) Assignee: **Jaguar Land Rover Limited**, Whitley,
Coventry (GB)
- (**) Term: **15 Years**

D711,288 S *	8/2014	Butterworth	D12/92
D718,662 S *	12/2014	Ishizuka	D12/92
D719,878 S *	12/2014	Webber	D12/92
D726,074 S *	4/2015	Beaven	D12/92
D740,177 S *	10/2015	Callum	D12/92
D758,921 S *	6/2016	Hatton	D12/92
D779,396 S *	2/2017	Patel	D12/169
D783,469 S *	4/2017	Patel	D12/164
D783,470 S *	4/2017	Peat	D12/164
D784,215 S *	4/2017	Peat	D12/169
D786,150 S *	5/2017	Carter	D12/169
D801,887 S *	11/2017	Peat	D12/169
D807,246 S *	1/2018	Peat	D12/164
D807,788 S *	1/2018	Hatton	D12/91

(21) Appl. No.: **29/628,939**

* cited by examiner

(22) Filed: **Dec. 8, 2017**

Primary Examiner — Melody N Brown

Related U.S. Application Data

(74) *Attorney, Agent, or Firm* — Wood Herron & Evans
LLP

(62) Division of application No. 29/595,203, filed on Feb. 27, 2017, now Pat. No. Des. 807,246, which is a division of application No. 29/537,999, filed on Aug. 31, 2015, now Pat. No. Des. 783,470.

(57) **CLAIM**

The ornamental design for a front end of a vehicle, as shown and described.

(30) **Foreign Application Priority Data**

DESCRIPTION

Mar. 16, 2015 (EM) 002656454

(51) **LOC (11) Cl.** **12-16**

(52) **U.S. Cl.**
USPC **D12/164**

(58) **Field of Classification Search**
USPC D12/86, 90-92, 88, 164, 169; D21/421,
D21/433, 434; 296/181.1, 181.5
CPC B62D 35/00; B62D 25/00; B62D 25/06;
B62D 33/00
See application file for complete search history.

FIG. 1 is a right, front perspective view of a front end of a vehicle showing our new design;
FIG. 2 is a left, front perspective view thereof;
FIG. 3 is a rear, left perspective view thereof;
FIG. 4 is a front elevational view thereof;
FIG. 5 is a left side elevational view thereof;
FIG. 6 is a right side elevational view thereof; and,
FIG. 7 is a top view thereof.

In the Figures the parts of the vehicle outside of the broken line are shown in de-emphasized and half-tone portions for environmental and illustrative purposes only. These portions form no part of the claimed design. Rather, the inventive front end of a vehicle resides within the broken line, and the broken line represents an unclaimed boundary thereof.

(56) **References Cited**

U.S. PATENT DOCUMENTS

D704,101 S *	5/2014	Beaven	D12/92
D711,287 S *	8/2014	Butterworth	D12/92

1 Claim, 6 Drawing Sheets






FIG. 1




FIG. 2




FIG. 3



FIG. 4




FIG. 5

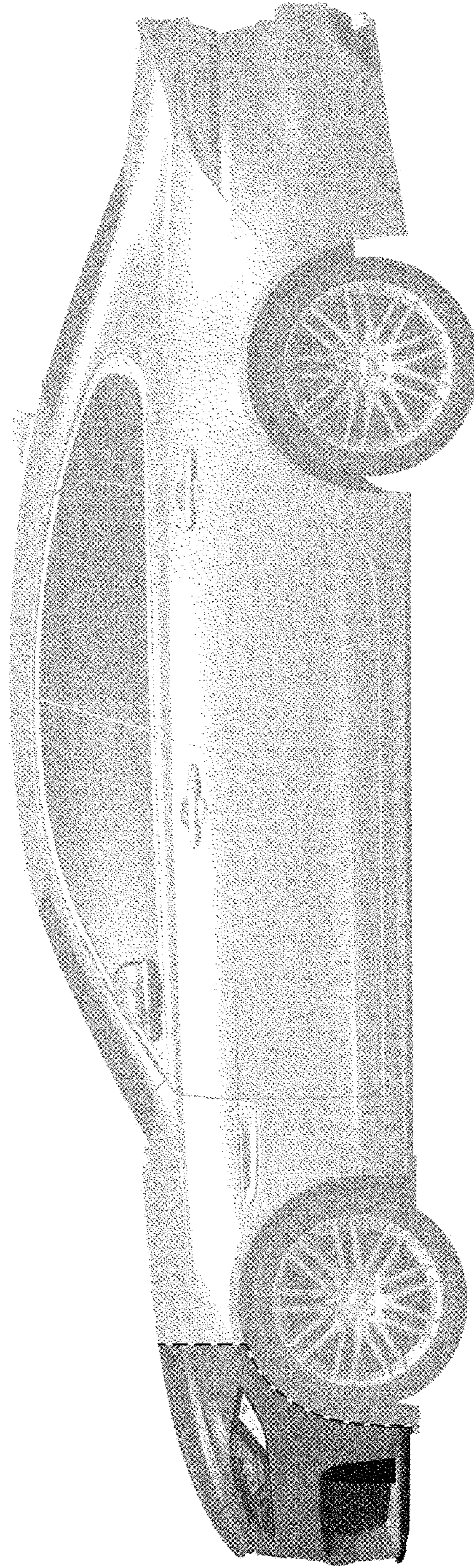


FIG. 6

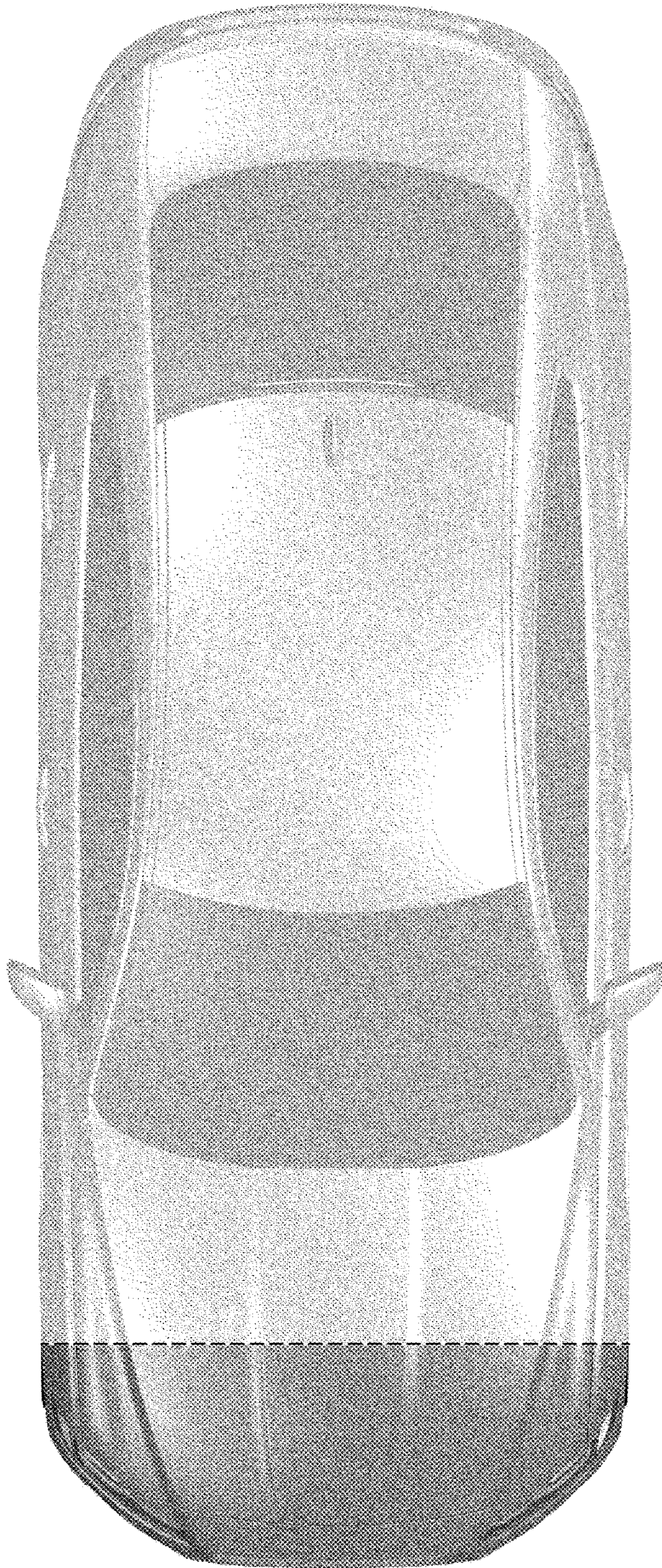


FIG. 7