



US00D838187S

(12) **United States Design Patent**
Kim

(10) **Patent No.:** **US D838,187 S**
(45) **Date of Patent:** **** Jan. 15, 2019**

(54) **TUBE CONTAINER FOR PACKAGING COSMETICS**

D658,504 S * 5/2012 McCoy D9/697
D731,322 S * 6/2015 Seo D9/697
D796,340 S * 9/2017 Kim D9/695

(71) Applicant: **YONWOO CO., LTD.**, Incheon (KR)

* cited by examiner

(72) Inventor: **Min-goo Kim**, Incheon (KR)

Primary Examiner — Abraham Bahta

(73) Assignee: **YONWOO CO., LTD.**, Incheon (KR)

(74) *Attorney, Agent, or Firm* — Marshall, Gerstein & Borun LLP

(**) Term: **15 Years**

(21) Appl. No.: **29/626,720**

(22) Filed: **Nov. 20, 2017**

(51) **LOC (11) Cl.** **09-05**

(52) **U.S. Cl.**
USPC **D9/697**

(58) **Field of Classification Search**

USPC D9/702-714, 695-699, 435, 440, 521,
D9/454, 544, 723-724, 499, 449,
D9/727-728, 442, 447, 504; 222/92, 96,
222/107, 527-529, 215, 491, 206,
222/212-213, 251, 95, 536; 206/438,
206/822; 220/DIG. 7, 669; 215/321,
215/382, 316, 380; 141/114-115;
D28/91.1, 76-78, 82, 88; D24/114;
D7/601, 602; D3/202, 205
CPC B65D 35/00; B65D 35/28; B65D 35/02;
B65D 35/04; B65D 35/08; B65D 35/36;
B65D 35/38; B65D 5/00; B65D 5/001

See application file for complete search history.

(56) **References Cited**

U.S. PATENT DOCUMENTS

D307,191 S * 4/1990 Blutenthal D28/7
D351,338 S * 10/1994 Koptis D9/697
D561,046 S * 2/2008 Kerman D9/697
D570,708 S * 6/2008 Kerman D9/697
D584,162 S * 1/2009 Gieux D9/695
D646,583 S * 10/2011 Mongeon D9/689

(57) **CLAIM**

The ornamental design for a tube container for packaging cosmetics, as shown and described.

DESCRIPTION

FIG. 1 is an enlarged front, top, and right-side view of a tube container for packaging cosmetics, showing the new design. FIG. 2 is a top plan view of the tube container for packaging cosmetics.

FIG. 3 is a left-side elevation view of the tube container for packaging cosmetics.

FIG. 4 is a front elevation view of the tube container for packaging cosmetics.

FIG. 5 is a right-side elevation view of the tube container for packaging cosmetics.

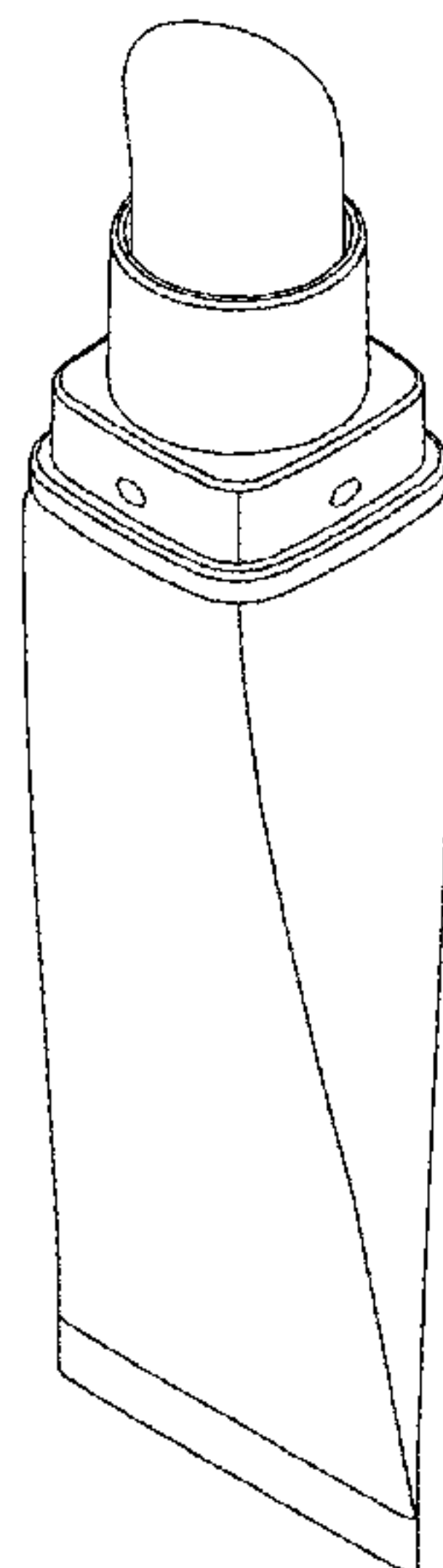
FIG. 6 is a rear elevation view of the tube container for packaging cosmetics.

FIG. 7 is a bottom plan view of the tube container for packaging cosmetics; and,

FIG. 8 is front, right-side, and top view of a second embodiment of the tube container for packaging cosmetics, showing the same tube container seen in FIGS. 1-7 with an optional top.

The broken line showing of portions of the container for packaging cosmetics is included for the purpose of illustrating environmental structure and forms no part of the claimed design.

1 Claim, 4 Drawing Sheets



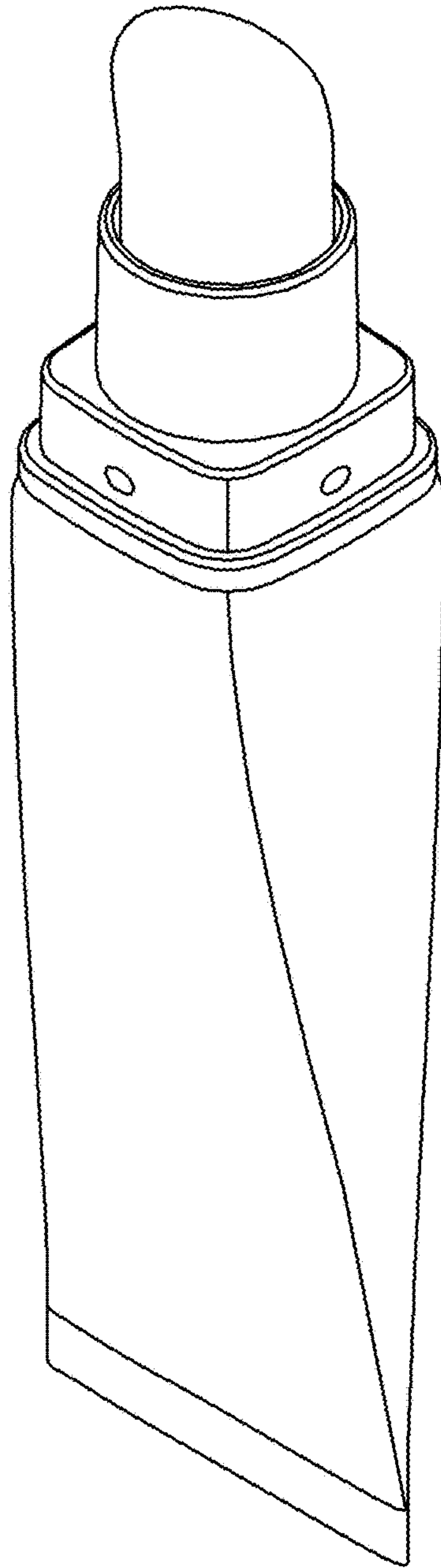


Fig. 1

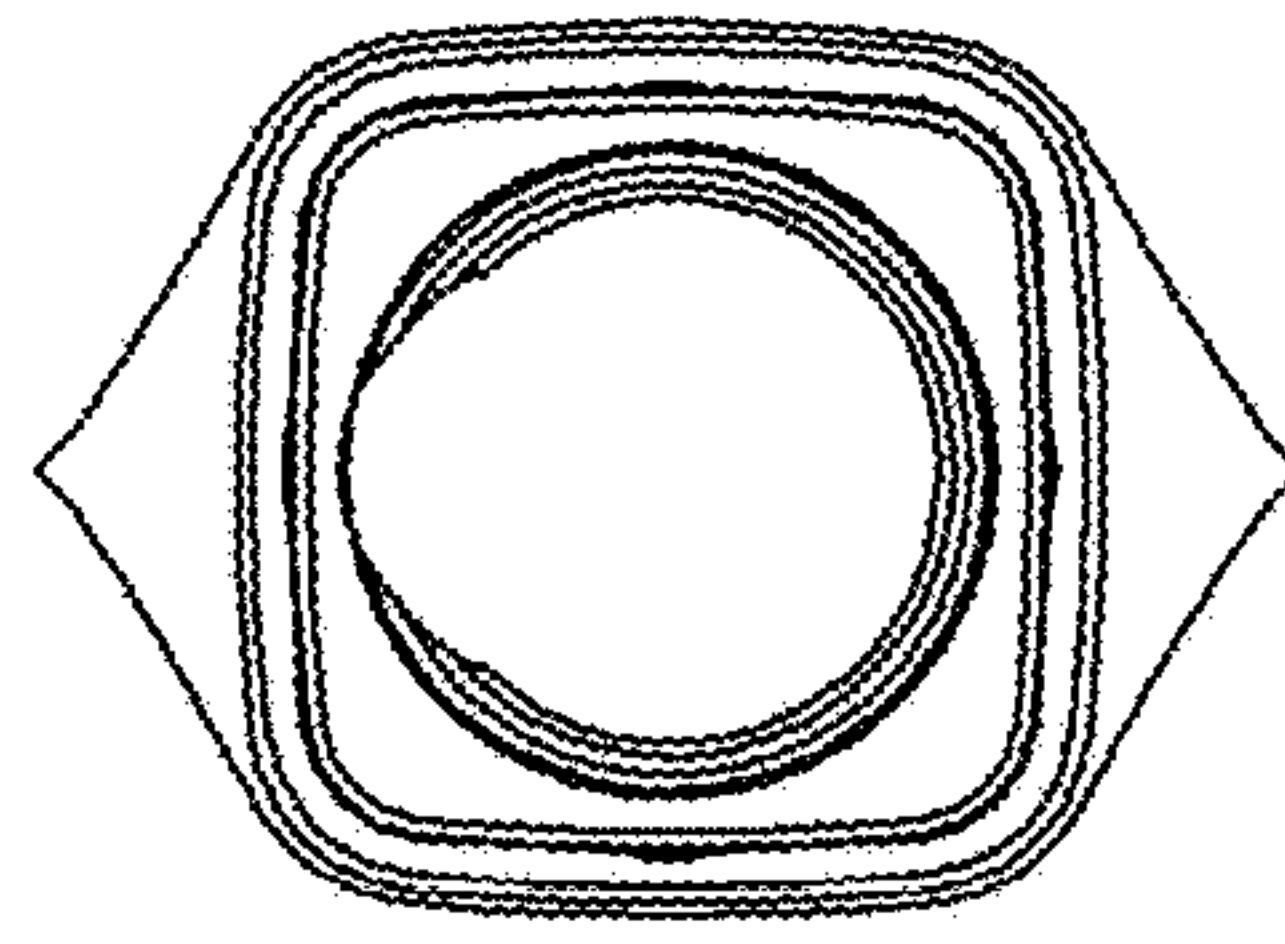


Fig. 2

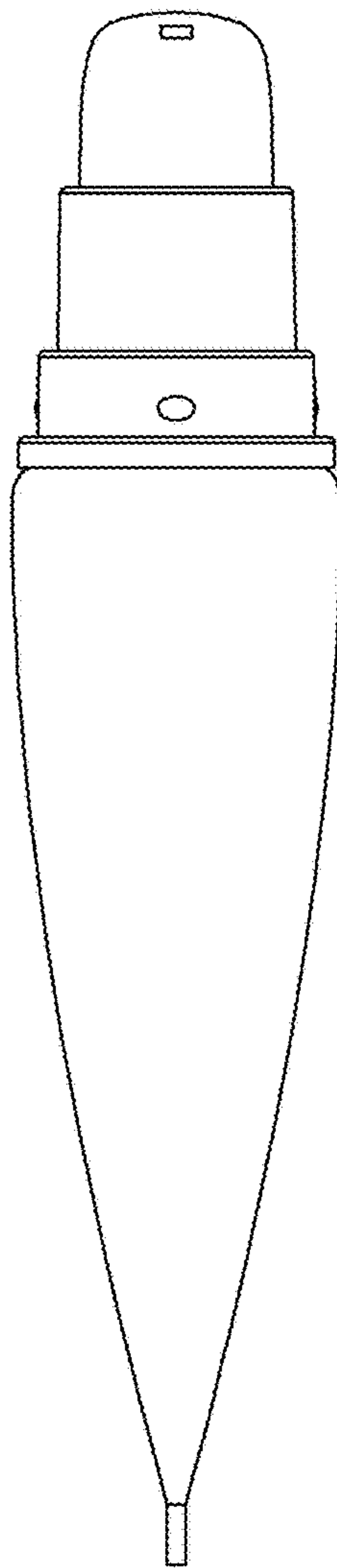


Fig. 3

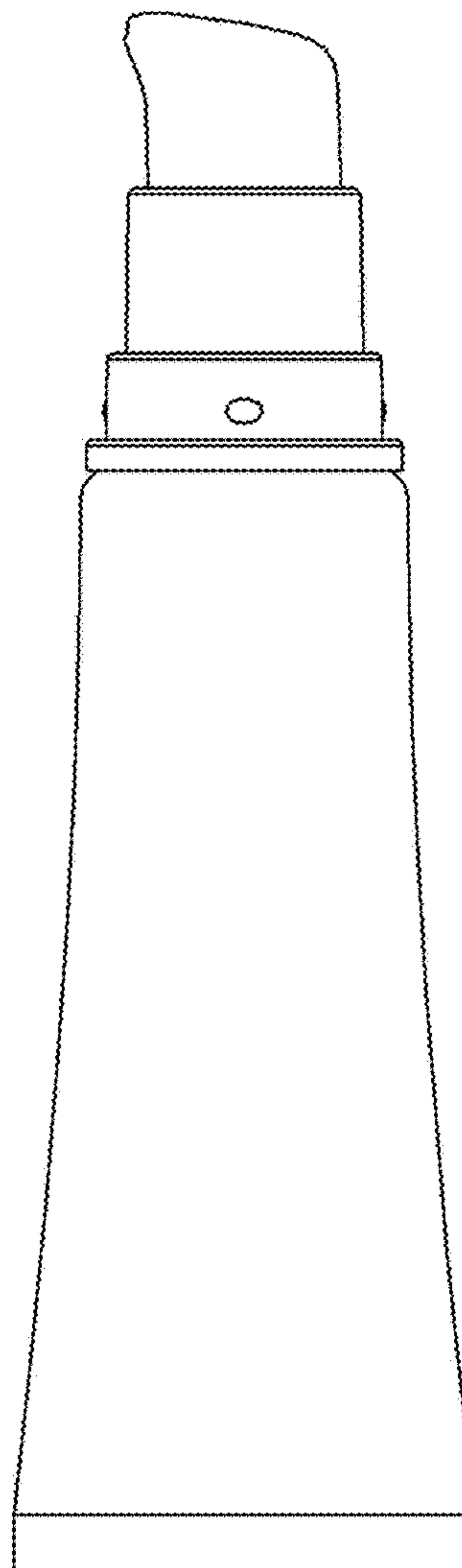


Fig. 4

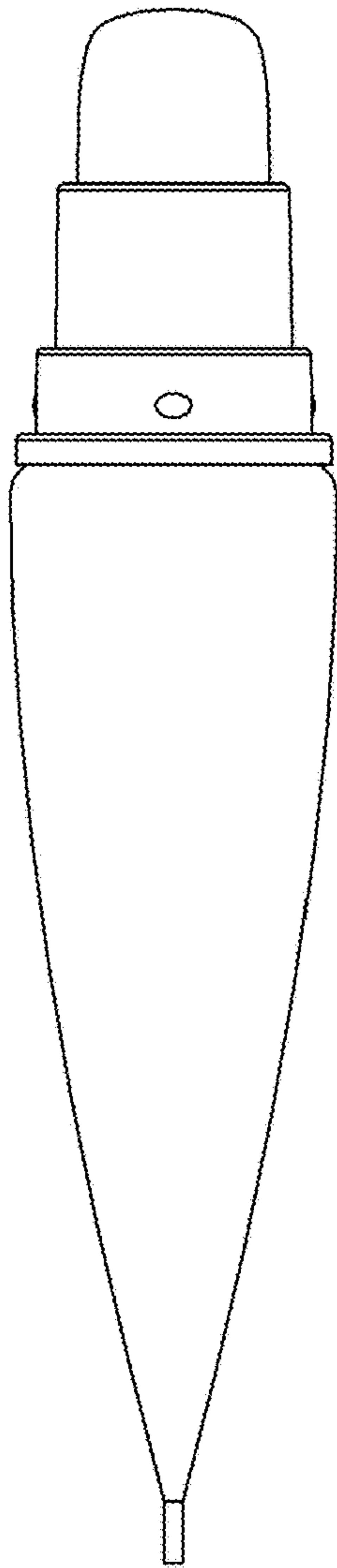


Fig. 5

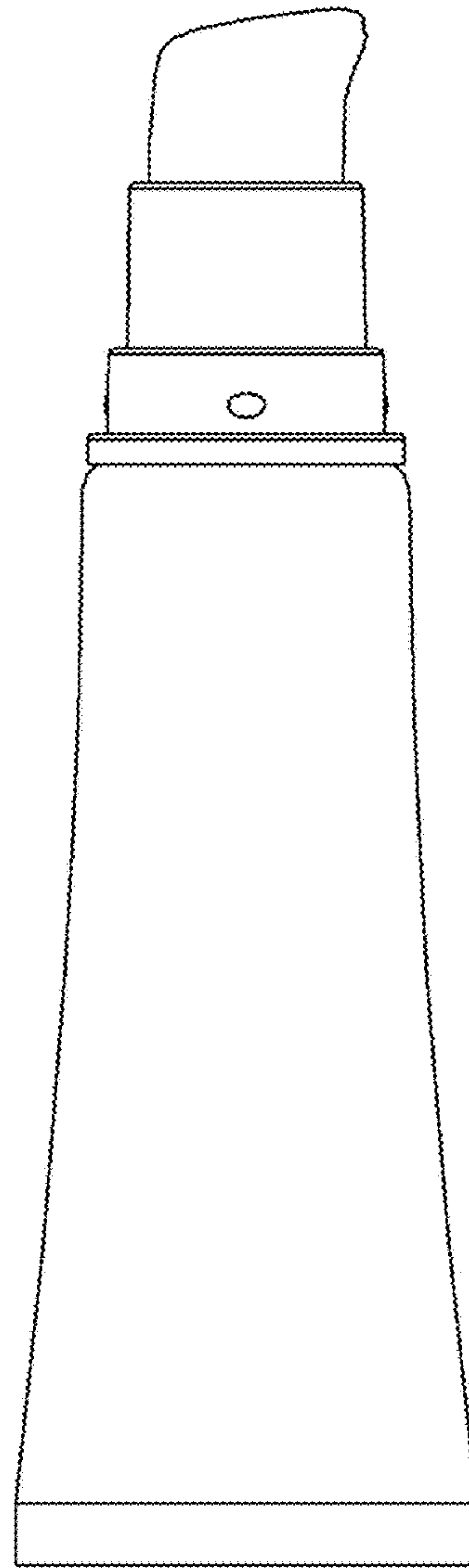


Fig 6

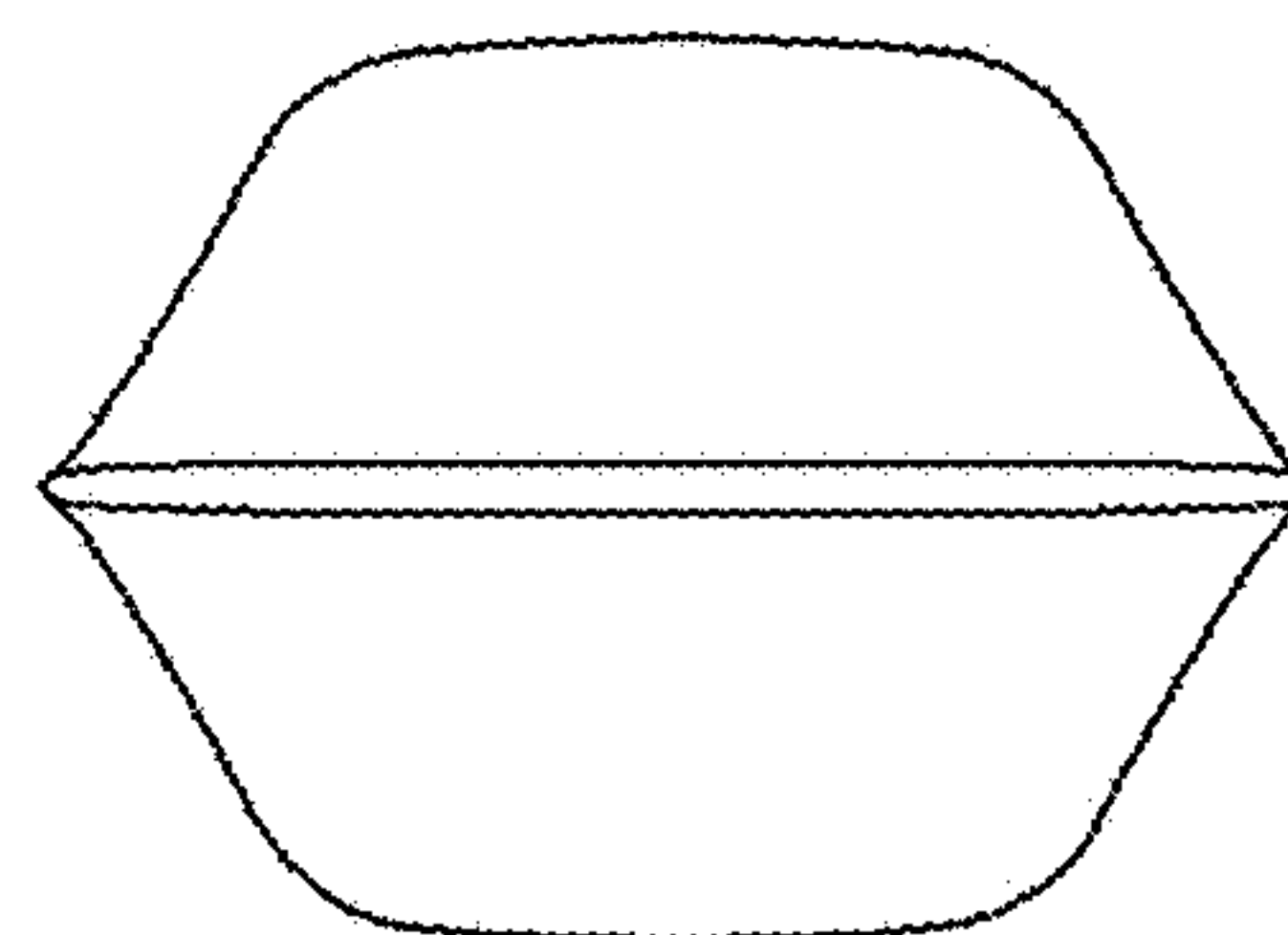


Fig. 7

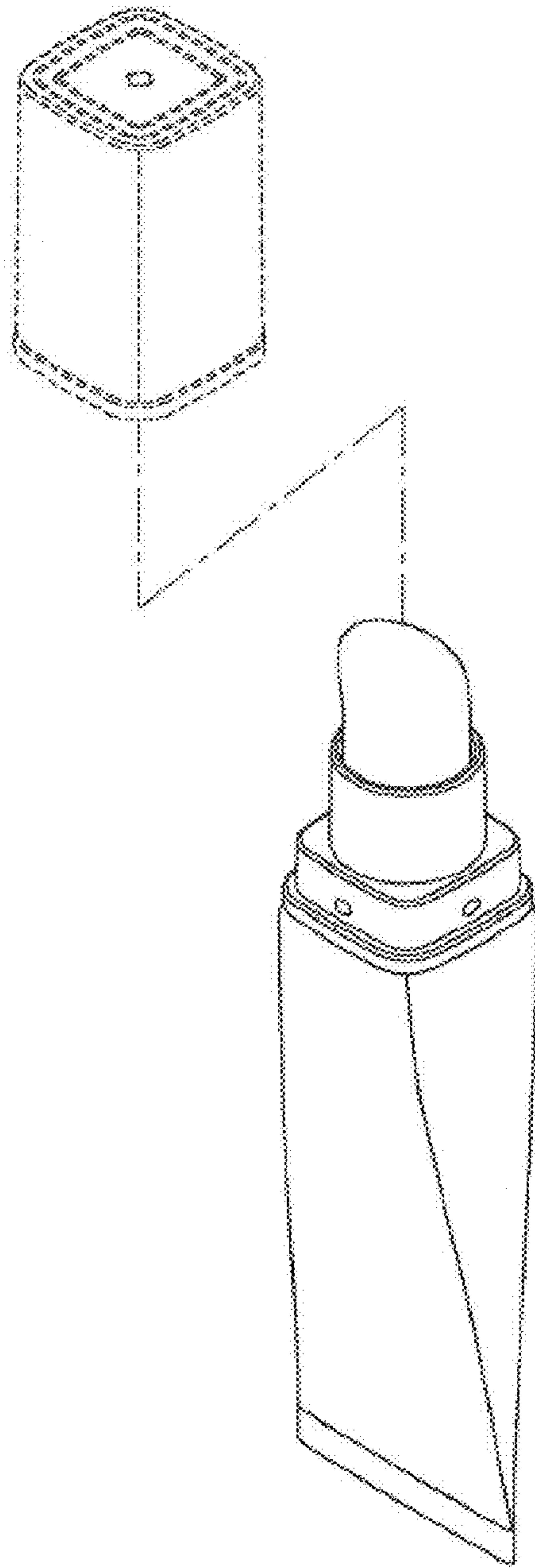


Fig. 8