



US00D838181S

(12) **United States Design Patent**  
**Weinrich**

(10) **Patent No.:** **US D838,181 S**

(45) **Date of Patent:** **\*\* Jan. 15, 2019**

- (54) **COMBINED BOTTLE WITH CAP**
- (71) Applicant: **ELC MANAGEMENT LLC**, Melville, NY (US)
- (72) Inventor: **Allan Justin Weinrich**, New York, NY (US)
- (73) Assignee: **ELC Management LLC**, Melville, NY (US)

D613,601 S *	4/2010	Yoneda	.....	D9/454
7,946,452 B2 *	5/2011	Hantman	.....	B29C 49/0078
				215/10
D646,576 S *	10/2011	Davis	.....	D9/530
D653,958 S *	2/2012	Lauret	.....	D9/558
D670,169 S *	11/2012	Victorino	.....	D9/526
D696,955 S *	1/2014	Kelly	.....	D9/522
D713,737 S *	9/2014	Adamson-Mohan	.....	D9/521
D775,529 S	1/2017	McGregor		
D781,154 S	3/2017	McGregor		

- (\*\*) Term: **15 Years**
- (21) Appl. No.: **29/590,789**

- (22) Filed: **Jan. 13, 2017**
- (51) **LOC (11) Cl.** ..... **09-01**
- (52) **U.S. Cl.**  
USPC ..... **D9/549**
- (58) **Field of Classification Search**  
USPC ..... D9/522, 530, 531, 543, 549, 558, 564,  
D9/565, 569, 572, 573; 215/40, 44, 200,  
215/381-384, 396; 220/288, 662, 669,  
220/675, 752, 755, 771; 222/189, 209;  
426/115  
CPC ..... B65D 1/02; B65D 1/0223; B65D 1/0246;  
B65D 5/46; B65D 41/00; B65D 41/02;  
B65D 41/04; B65D 2501/00; B65D  
2501/0009

**FOREIGN PATENT DOCUMENTS**

CA	126974	11/2008
CN	302487963	7/2013
CN	302787353	4/2014
EM	001058382-0001	1/2009
EM	002958918-0035	1/2016
RU	00047318	6/2000

\* cited by examiner

*Primary Examiner* — Derrick E Holland  
*Assistant Examiner* — Janice Patyk  
 (74) *Attorney, Agent, or Firm* — Ka Wah J. Lee

(57) **CLAIM**

The ornamental design for a combined bottle with cap, as shown and described.

**DESCRIPTION**

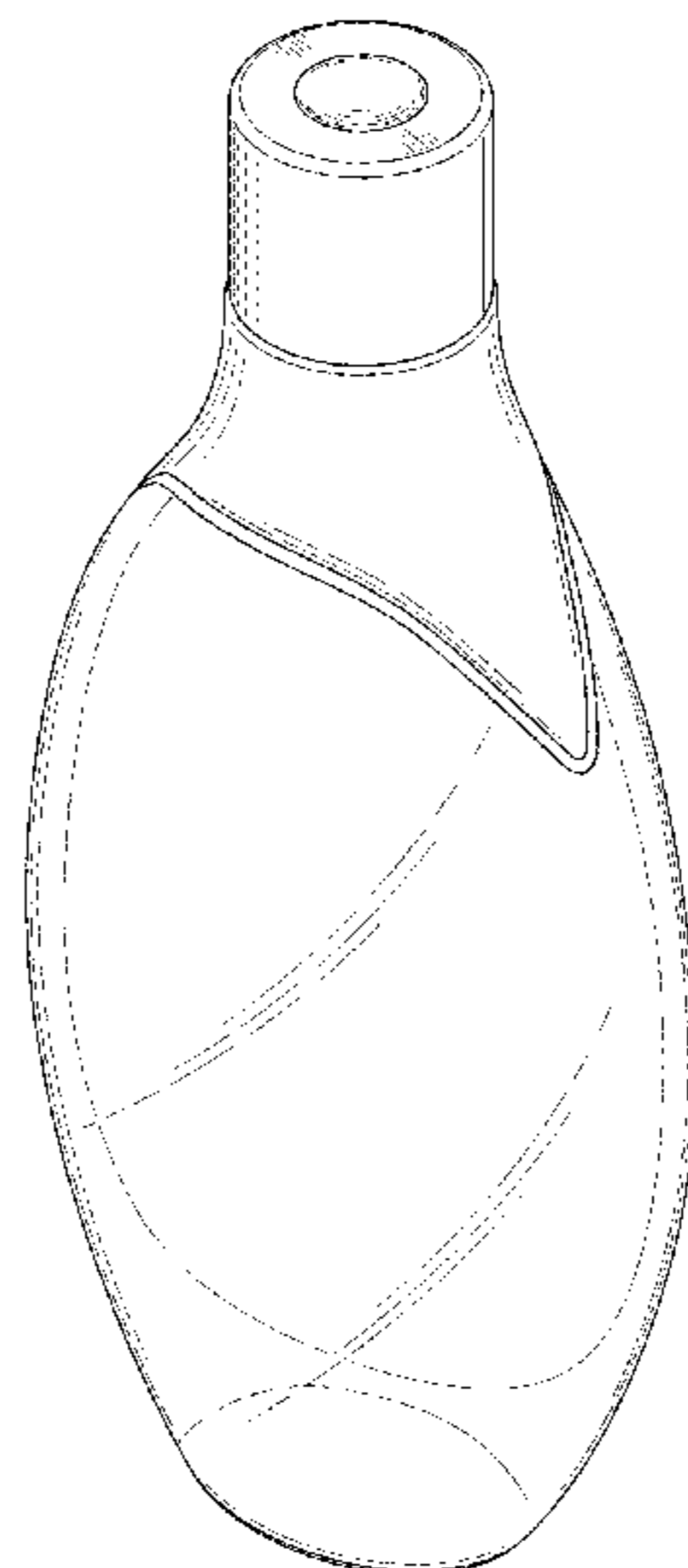
FIG. 1 is a top, front and right side perspective view of a combined bottle with cap, showing my new design;  
 FIG. 2 is a front elevation view thereof, the rear elevation view being identical;  
 FIG. 3 is a side elevation view thereof, the opposite side elevation view being identical;  
 FIG. 4 is a top plan view thereof; and,  
 FIG. 5 is a bottom plan view thereof.

**1 Claim, 4 Drawing Sheets**

(56) **References Cited**

**U.S. PATENT DOCUMENTS**

D213,355 S *	2/1969	Kneapler	.....	D9/558
D278,411 S *	4/1985	Reitzel	.....	D9/529
D498,422 S *	11/2004	Theunynck	.....	D9/550
D505,624 S	5/2005	Helps		
D550,564 S	9/2007	Spencer		
D587,591 S	3/2009	Crawford		



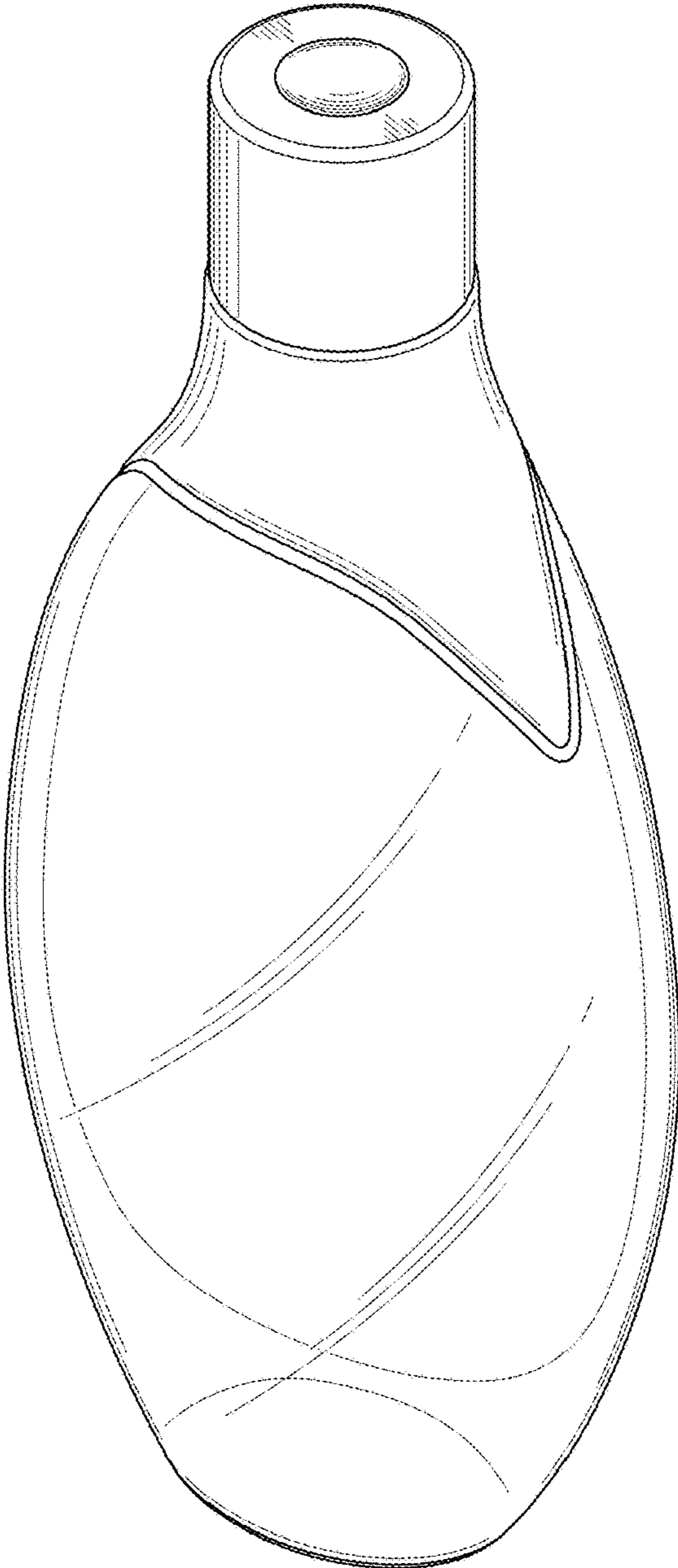


FIG. 1

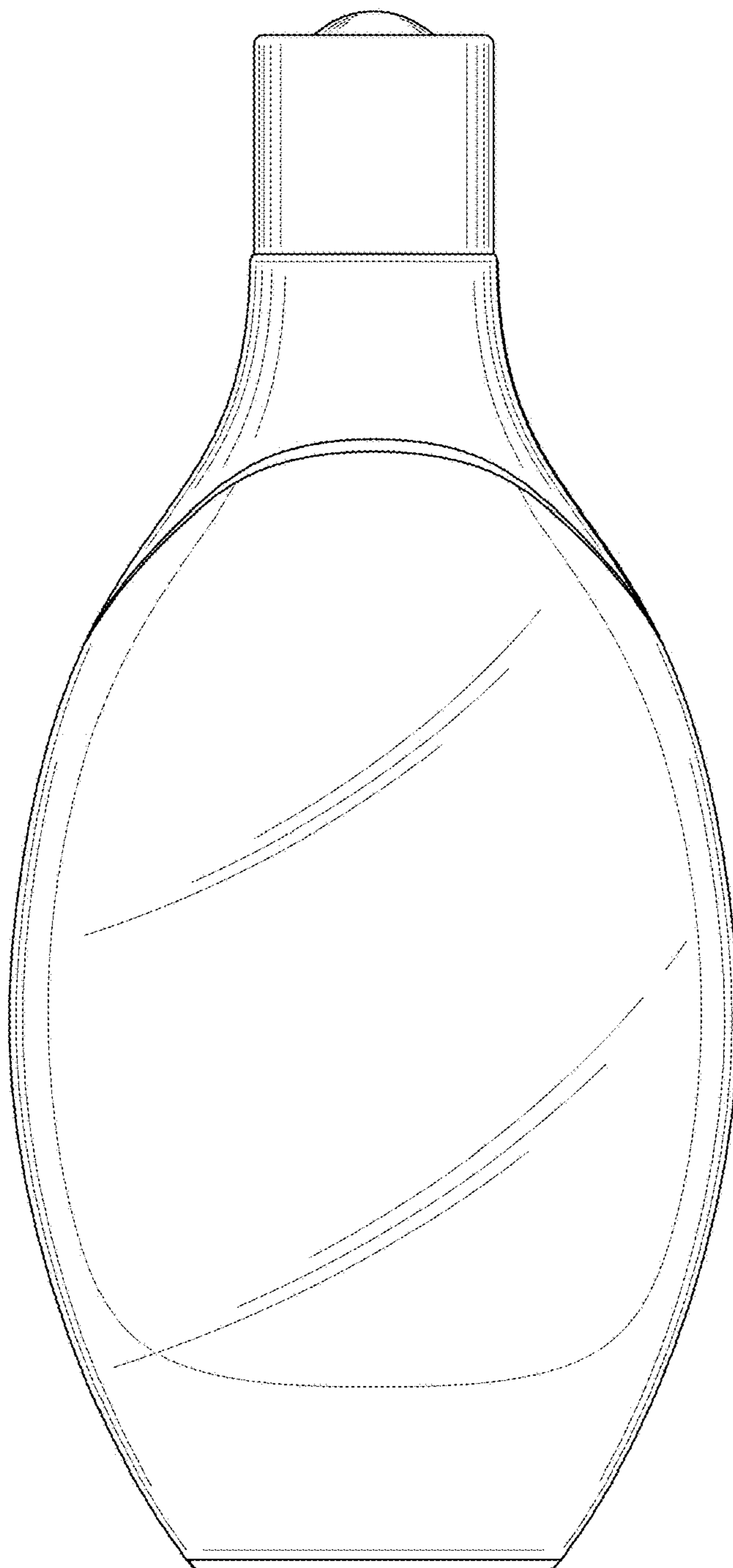


FIG. 2

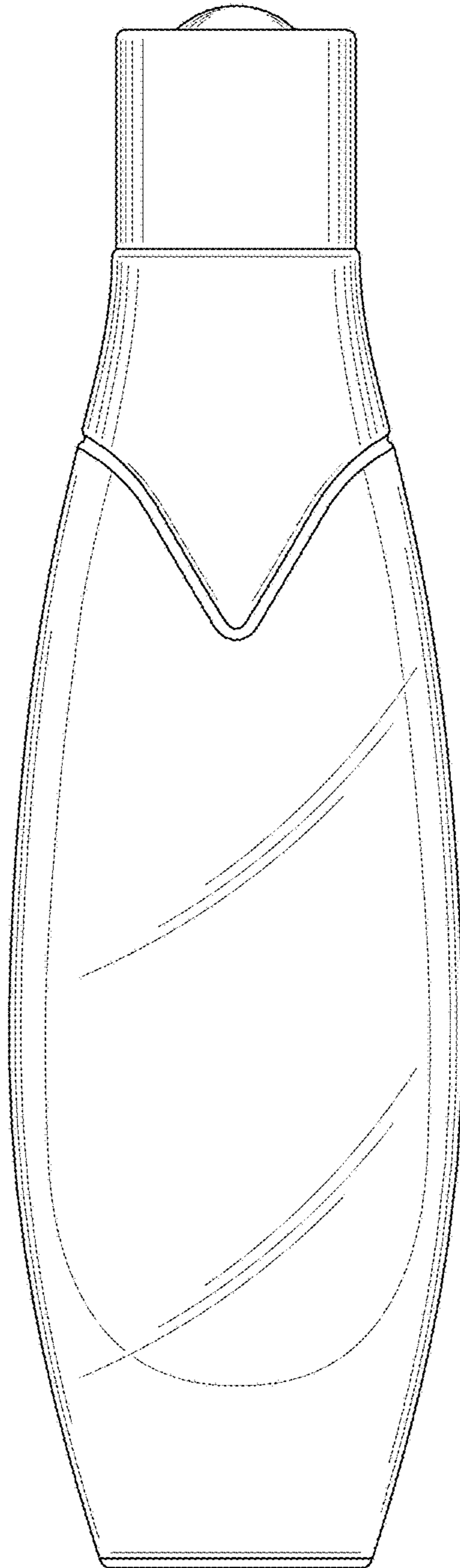


FIG. 3

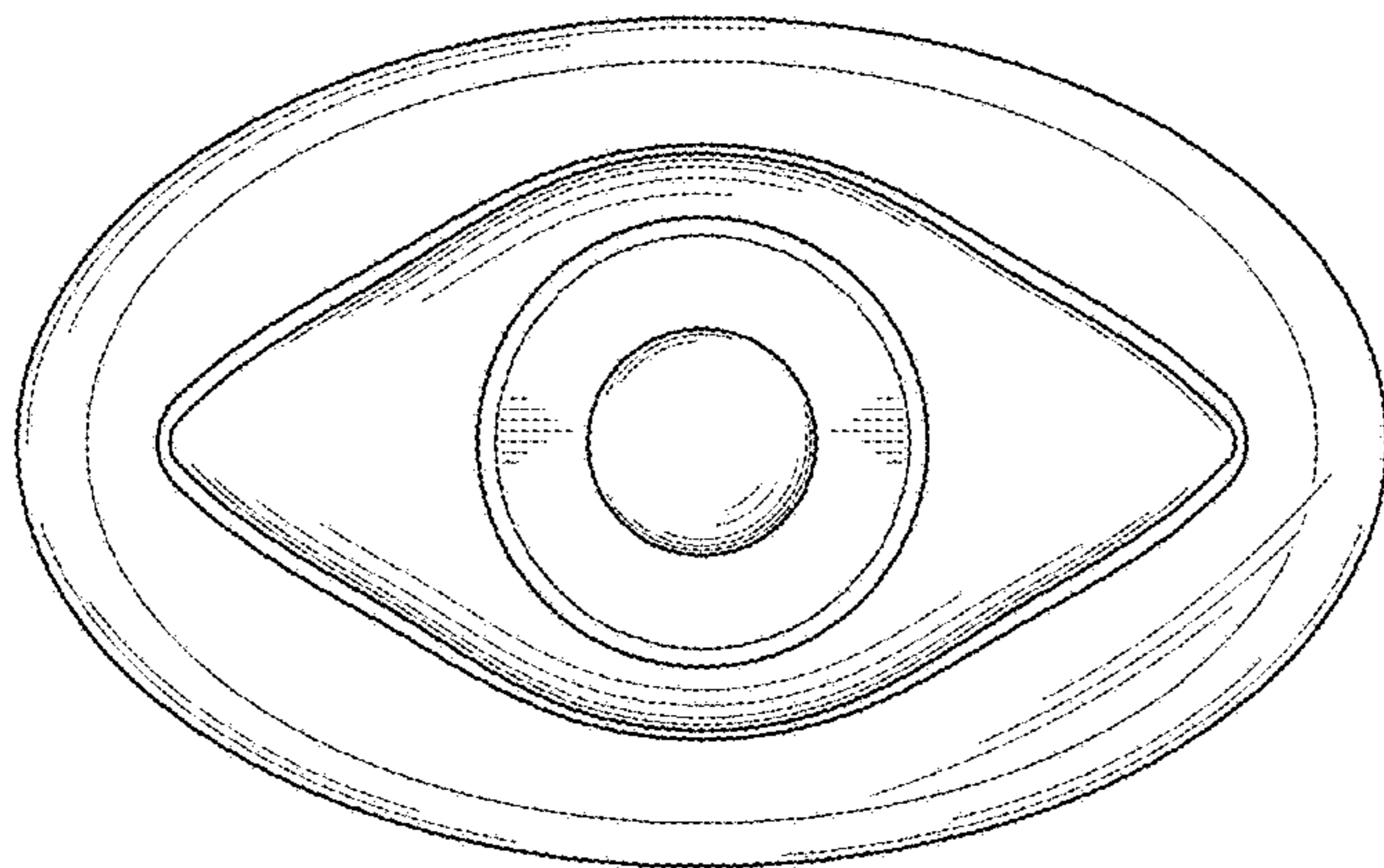


FIG. 4

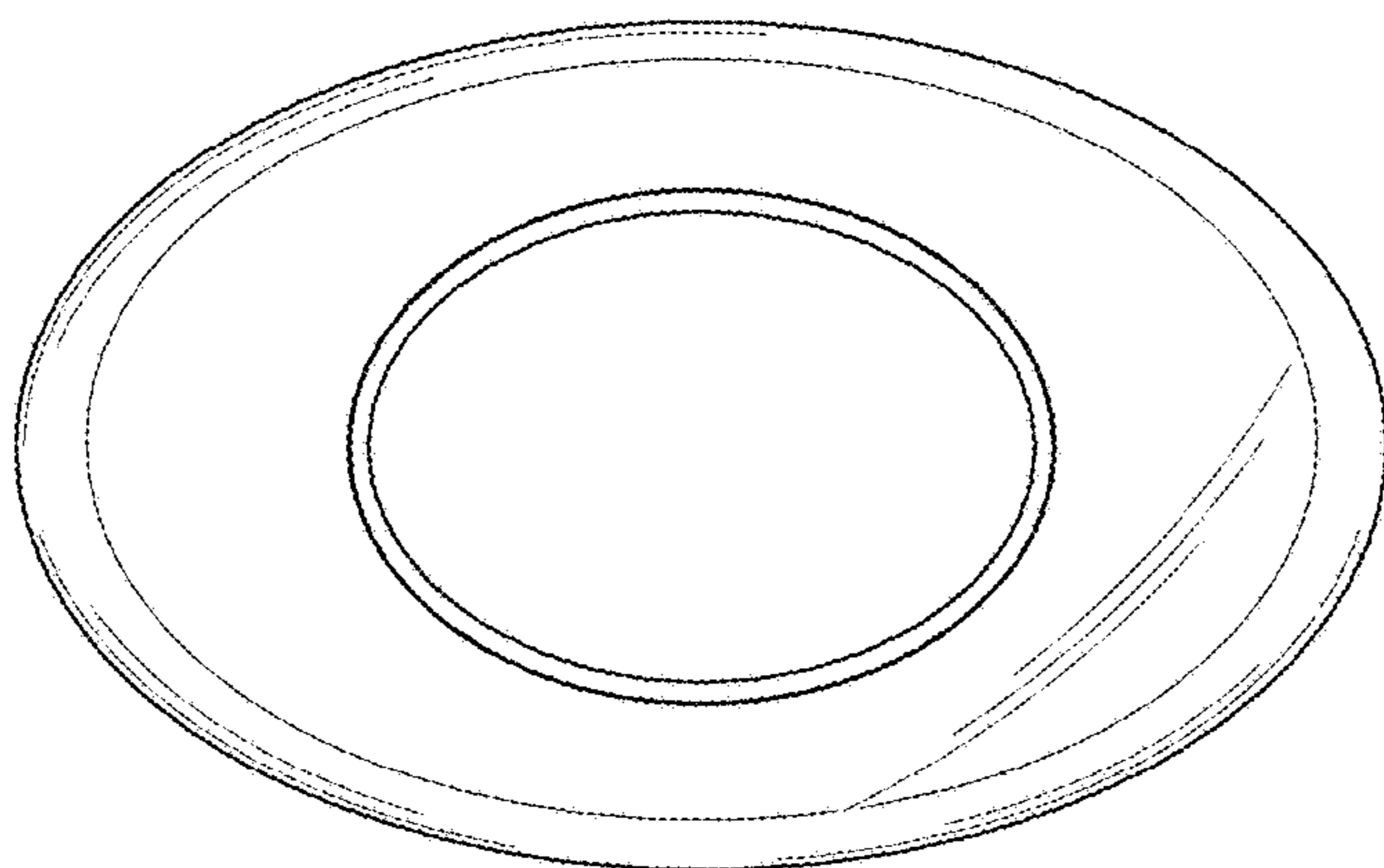


FIG. 5