



US00D838178S

(12) **United States Design Patent** (10) **Patent No.:** **US D838,178 S**
Foreman (45) **Date of Patent:** **** Jan. 15, 2019**

(54) **APPARATUS FOR DISPENSING LIQUEFIED FLUID**

(71) Applicant: **BREVDA INC.**, Austin, TX (US)

(72) Inventor: **Doug Foreman**, Austin, TX (US)

(73) Assignee: **BREVDA INC.**, Austin, TX (US)

(**) Term: **15 Years**

(21) Appl. No.: **29/550,159**

(22) Filed: **Dec. 30, 2015**

(51) **LOC (11) Cl.** **09-01**

(52) **U.S. Cl.**
USPC **D9/522**; D9/682

(58) **Field of Classification Search**

USPC D9/682–694, 719, 723–729, 776,
D9/516–558, 564, 565, 434;
D7/509–511, 300, 300.1, 302, 303, 312,
D7/316–318, 321, 589–591, 598, 605,
D7/608, 622, 323, 327, 331, 347, 354,
D7/358, 669, 670, 679, 681, 368–370,
D7/372, 373, 376–380, 392, 393, 395,
D7/396.1, 396.2, 397, 399, 401.1, 402,
D7/412–415; D8/107, 303, 307, 310,
D8/311, 313, 321, DIG. 4–DIG. 8;
D24/197
CPC B65D 1/04; B65D 1/0223; B65D 1/023;
B65D 1/40; B65D 23/102; B65D
83/0094; B65D 83/202; B65D 83/36;
B65D 83/38;

(Continued)

(56) **References Cited**

U.S. PATENT DOCUMENTS

467,727 A * 1/1892 Schon B65D 1/04
215/6
1,770,093 A * 7/1930 West B65D 1/0223
215/383

(Continued)

FOREIGN PATENT DOCUMENTS

EP 2524603 A1 11/2012
EP 2805619 A1 11/2014

(Continued)

OTHER PUBLICATIONS

International Search Report for PCT/US2015/068155, dated Apr. 6, 2016, 1 page.

Primary Examiner — Catherine A Tuttle

(74) *Attorney, Agent, or Firm* — Abel Law Group, LLP

(57) **CLAIM**

The ornamental design for an apparatus for dispensing liquefied fluid, as shown and described.

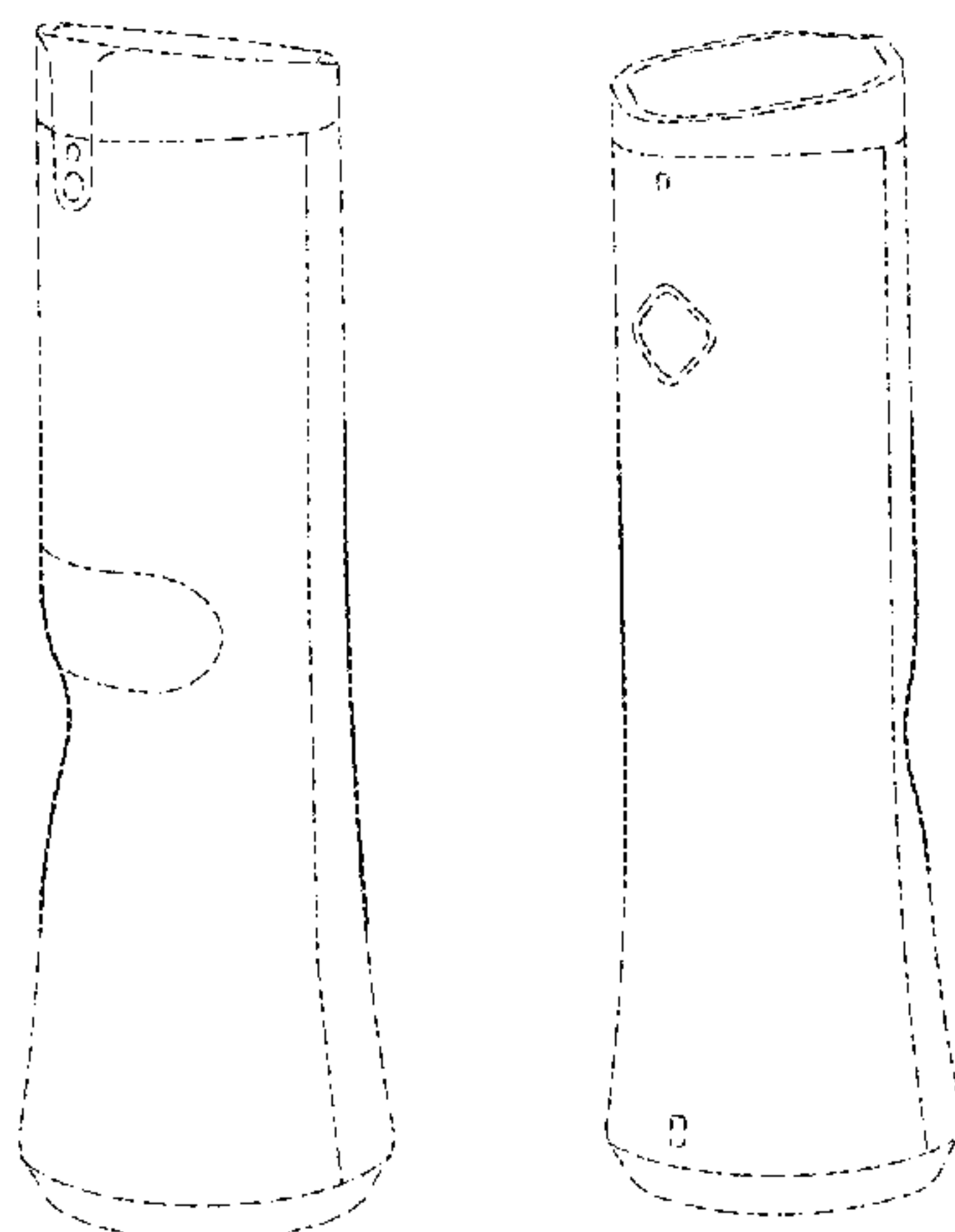
DESCRIPTION

FIG. 1 is a front perspective view of an apparatus for dispensing liquefied fluid showing my new design;
FIG. 2 is a back perspective view thereof;
FIG. 3 is a back view thereof;
FIG. 4 is a front view thereof;
FIG. 5 is a side view thereof, the opposite side being a mirror image;
FIG. 6 is a top view thereof; and,
FIG. 7 is a bottom view thereof.

The broken lines shown in the figures are included for the purpose of illustrating the portions of the apparatus for dispensing liquefied fluid that form no part of the claimed design.

It is understood and reasonably inferred from the Figures, even in the absence of contour shading, that the depth of the inwardly curved portion in front diminishes gradually from the center front to the part lines without any other change or transition in shape in a manner at least partially illustrated by the profiles shown in FIGS. 1, 2, and 5. The surfaces of the claim otherwise follow the substantially cylindrical profile up to the height indicated by the solid lines.

1 Claim, 1 Drawing Sheet



(58) Field of Classification Search

CPC . B05B 11/00; B05B 11/0002; B05B 11/0037;
B05B 11/0059; B05B 9/002; B05B 7/16;
B05B 7/1693; B05B 7/065; B05B 7/1666;
B05B 7/1606; B05C 5/001

See application file for complete search history.

(56)

References Cited

U.S. PATENT DOCUMENTS

4,096,258 A 6/1978 Hanson
4,477,023 A 10/1984 Gates
D285,903 S * 9/1986 Courtman D9/540
4,828,146 A 5/1989 Stein
D317,123 S * 5/1991 Colani D9/540
5,375,766 A 12/1994 Sweeney
5,455,055 A 10/1995 Stoltz
D370,635 S * 6/1996 Dutton D9/540
D371,949 S * 7/1996 Abucewicz D8/107
5,680,961 A 10/1997 Boccagno et al.
D399,005 S * 9/1998 Chan D24/197

6,113,970 A 9/2000 Rainey et al.
D476,558 S * 7/2003 Cho D9/685
7,005,615 B2 2/2006 Thomas
D521,389 S * 5/2006 Andoh D9/542
7,315,691 B1 1/2008 Palkie et al.
7,326,884 B1 2/2008 Anderson et al.
D623,539 S * 9/2010 deVirag D9/724
D623,954 S * 9/2010 Hawry D9/522
8,056,764 B2 11/2011 Paasch et al.
8,329,245 B2 12/2012 Landon
8,642,105 B2 2/2014 Soerensen et al.
D758,195 S * 6/2016 Braz D9/504
D783,420 S * 4/2017 Patel D9/540
2010/0055309 A1 3/2010 Frey
2014/0030414 A1 1/2014 Wehrli
2016/0184848 A1 6/2016 Foreman

FOREIGN PATENT DOCUMENTS

WO 2010094945 A2 8/2010
WO 2016109729 A1 7/2016

* cited by examiner

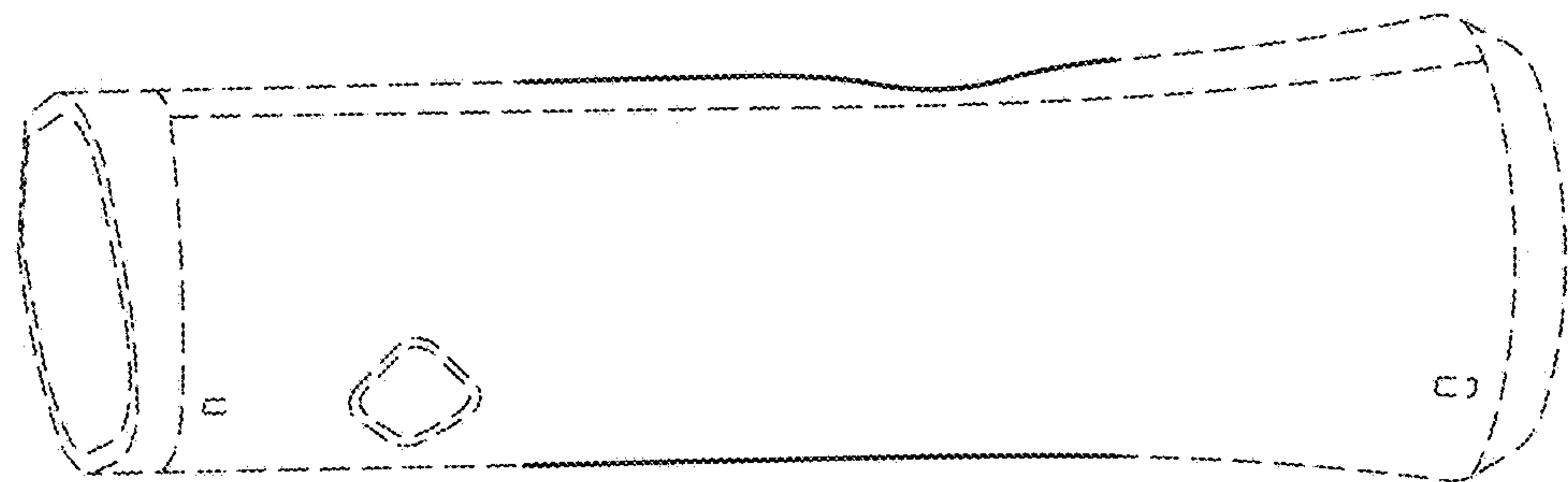


FIG. 2

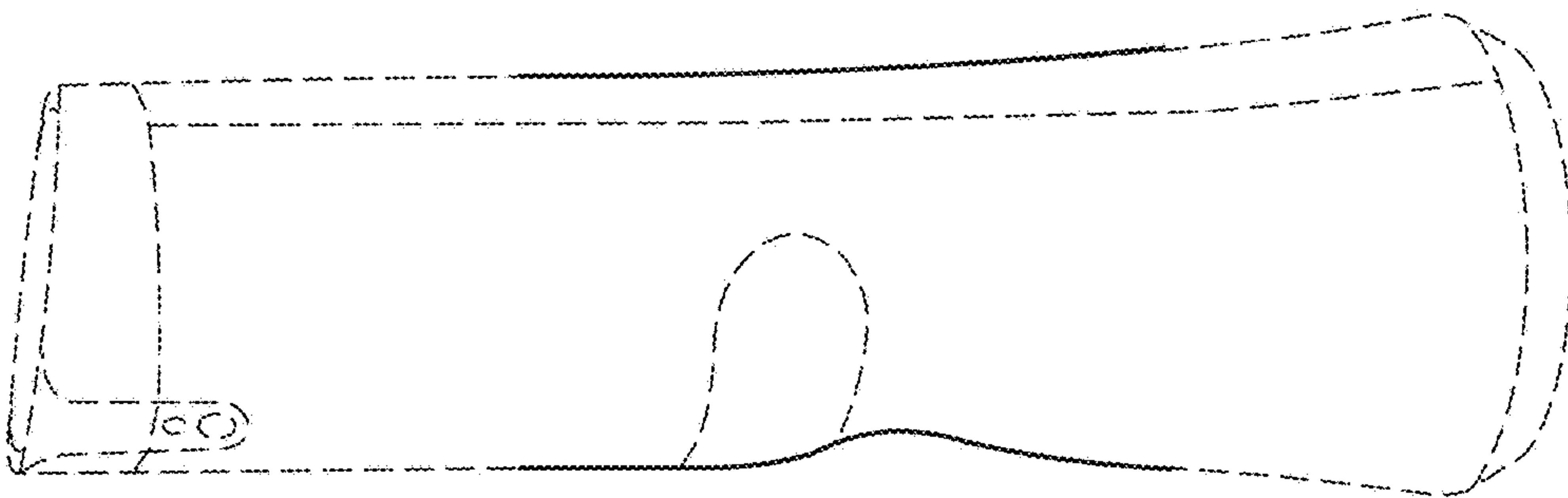


FIG. 1