



US00D838175S

(12) **United States Design Patent**  
**Giannantonio et al.**

(10) **Patent No.:** **US D838,175 S**  
(45) **Date of Patent:** **\*\* Jan. 15, 2019**

(54) **DRINKING VESSEL**

(71) Applicant: **PepsiCo, Inc.**, Purchase, NY (US)

(72) Inventors: **Paola Giannantonio**, London (GB);  
**Hwee-Hong Sim**, Surrey (GB); **Justine Berger**, Rotterdam (NL)

(73) Assignee: **PepsiCo, Inc.**, Purchase, NY (US)

(\*\*) Term: **15 Years**

(21) Appl. No.: **29/595,579**

(22) Filed: **Feb. 28, 2017**

(51) **LOC (11) Cl.** ..... **09-01**

(52) **U.S. Cl.**

USPC ..... **D9/516; D9/560**

(58) **Field of Classification Search**

USPC ..... D9/516, 520, 544, 546, 559, 560, 563,  
D9/574, 715, 719; D7/300, 601, 602,  
D7/619.1

CPC . B65D 1/00; B65D 1/02; B65D 1/023; B65D  
1/0223; B65D 1/0276

See application file for complete search history.

(56) **References Cited**

**U.S. PATENT DOCUMENTS**

D213,824 S	4/1969	Luedtke	
D306,399 S	3/1990	Rumney	
D318,422 S	7/1991	Rumney	
D332,919 S	2/1993	Turnbull et al.	
D399,756 S	10/1998	Lonczak et al.	
D418,760 S	1/2000	Blank	
D431,193 S *	9/2000	Shanahan	D9/544
D481,640 S *	11/2003	Biesecker	D9/560
D488,060 S	4/2004	Yourist	
D496,855 S	10/2004	Trude	
6,997,336 B2	2/2006	Yourist et al.	
D517,923 S	3/2006	Iturriza	
D539,159 S	3/2007	Slat et al.	
D556,050 S *	11/2007	Gottlieb	D9/566

D561,040 S	2/2008	Sequeira	
D568,754 S	5/2008	Sequeira	
D571,223 S	6/2008	Imperato et al.	
D605,054 S *	12/2009	Ungrady	D9/559
D605,952 S *	12/2009	Inoi	D9/559

(Continued)

*Primary Examiner* — Ian Simmons

*Assistant Examiner* — Keith Frank

(74) *Attorney, Agent, or Firm* — Sterne, Kessler,  
Goldstein & Fox P.L.L.C.

(57) **CLAIM**

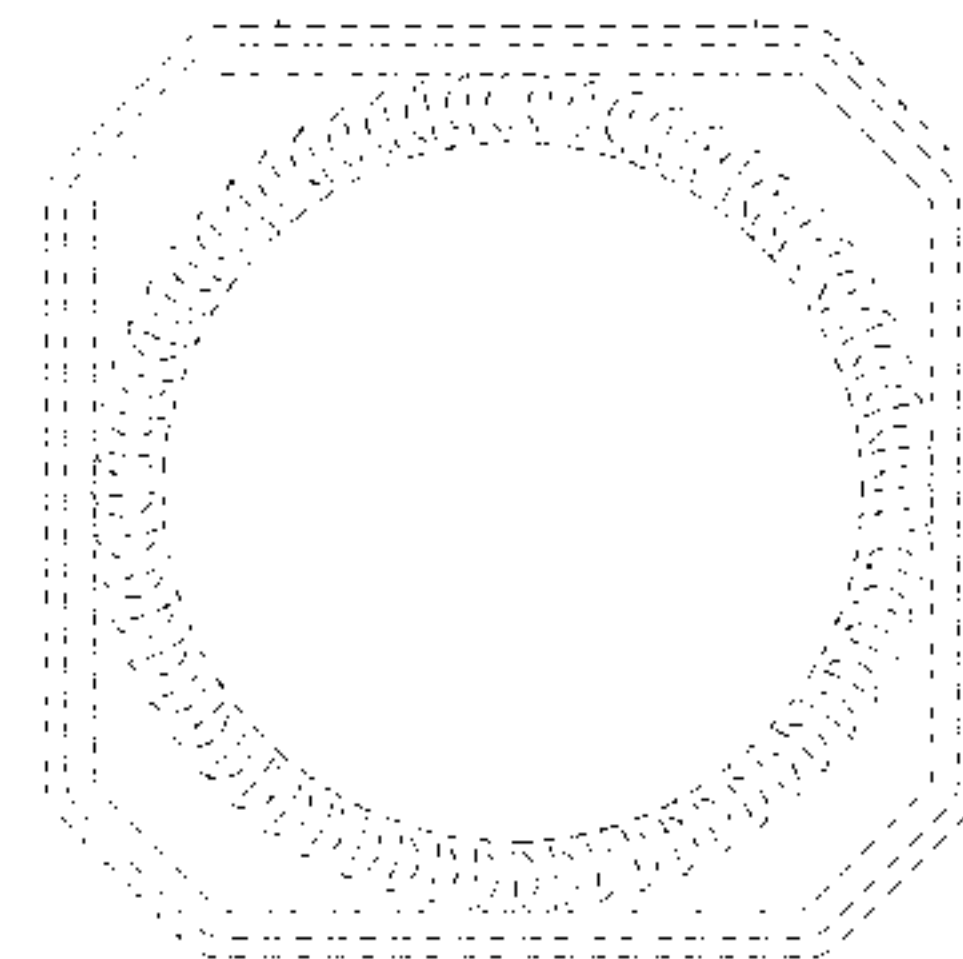
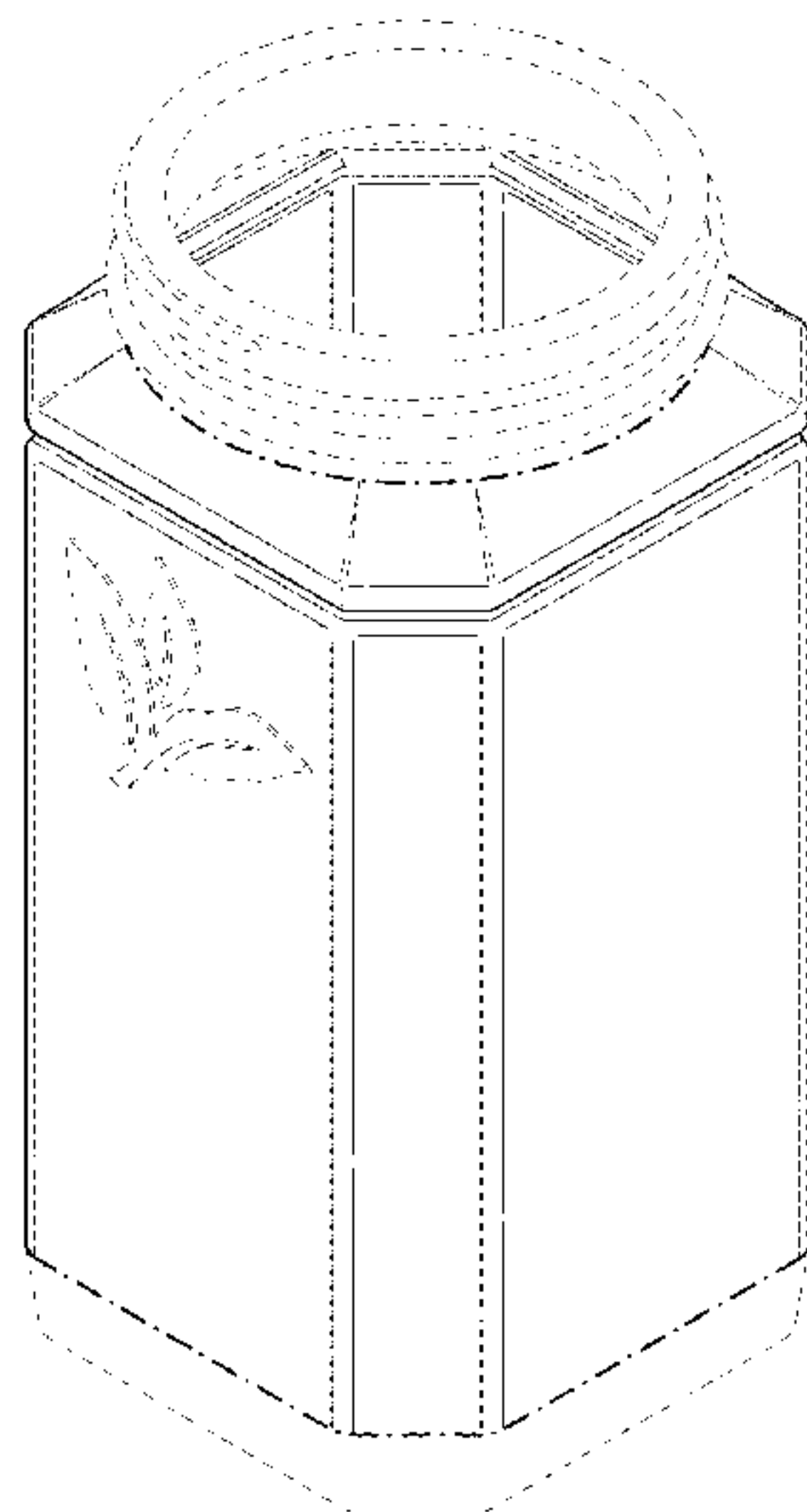
The ornamental design for a drinking vessel, as shown and described.

**DESCRIPTION**

FIG. 1 is a top front perspective view of a first embodiment of a drinking vessel showing our new design;  
 FIG. 2 is a bottom front perspective view thereof;  
 FIG. 3 is a front view thereof;  
 FIG. 4 is a rear view thereof;  
 FIG. 5 is a left side view thereof;  
 FIG. 6 is a right side view thereof;  
 FIG. 7 is a top view thereof;  
 FIG. 8 is a bottom view thereof;  
 FIG. 9 is a top front perspective view of a second embodiment of a drinking vessel showing our new design;  
 FIG. 10 is a bottom front perspective view thereof;  
 FIG. 11 is a front view thereof;  
 FIG. 12 is a rear view thereof;  
 FIG. 13 is a left side view thereof;  
 FIG. 14 is a right side view thereof;  
 FIG. 15 is a top view thereof; and,  
 FIG. 16 is a bottom view thereof.

The dashed broken lines in the figures show portions of the drinking vessel that form no part of the claimed design.  
 The dot-dash broken lines in the figures show boundaries that form no part of the claimed design.

**1 Claim, 14 Drawing Sheets**



(56)

**References Cited**

## U.S. PATENT DOCUMENTS

D612,256	S	3/2010	Wurster et al.	
D612,257	S	3/2010	Wurster et al.	
D619,473	S *	7/2010	Biesecker .....	D9/560
D633,806	S *	3/2011	Lecoule .....	D9/451
D646,177	S *	10/2011	Jeffs .....	D9/549
D649,061	S *	11/2011	Jeffs .....	D9/542
D655,198	S	3/2012	Finlay et al.	
D660,169	S *	5/2012	Potts .....	D9/544
D663,629	S *	7/2012	Finlay .....	D9/570
D664,440	S *	7/2012	Gonzalez Rodriguez .....	D9/544
D664,857	S *	8/2012	Finlay .....	D9/560
D691,893	S *	10/2013	Finlay .....	D9/560
D697,419	S *	1/2014	Gieske .....	D9/559
D713,256	S *	9/2014	Perez-Cabrera .....	D9/546
D719,030	S *	12/2014	Perez-Cabrera .....	D9/560
D719,455	S *	12/2014	Perez-Cabrera .....	D9/559
D740,127	S *	10/2015	Chertoff .....	D9/444
D747,971	S *	1/2016	Peacock .....	D9/563
D758,875	S *	6/2016	Peacock .....	D9/414
D779,335	S *	2/2017	Chia .....	D9/560
D784,151	S	4/2017	Finlay et al.	
D808,278	S *	1/2018	Vindevogel .....	D9/544
D808,815	S *	1/2018	Arkin .....	D9/560
D815,952	S *	4/2018	Chung .....	D9/560
2012/0248003	A1 *	10/2012	Hunter .....	B65D 1/0223 206/524.6

\* cited by examiner

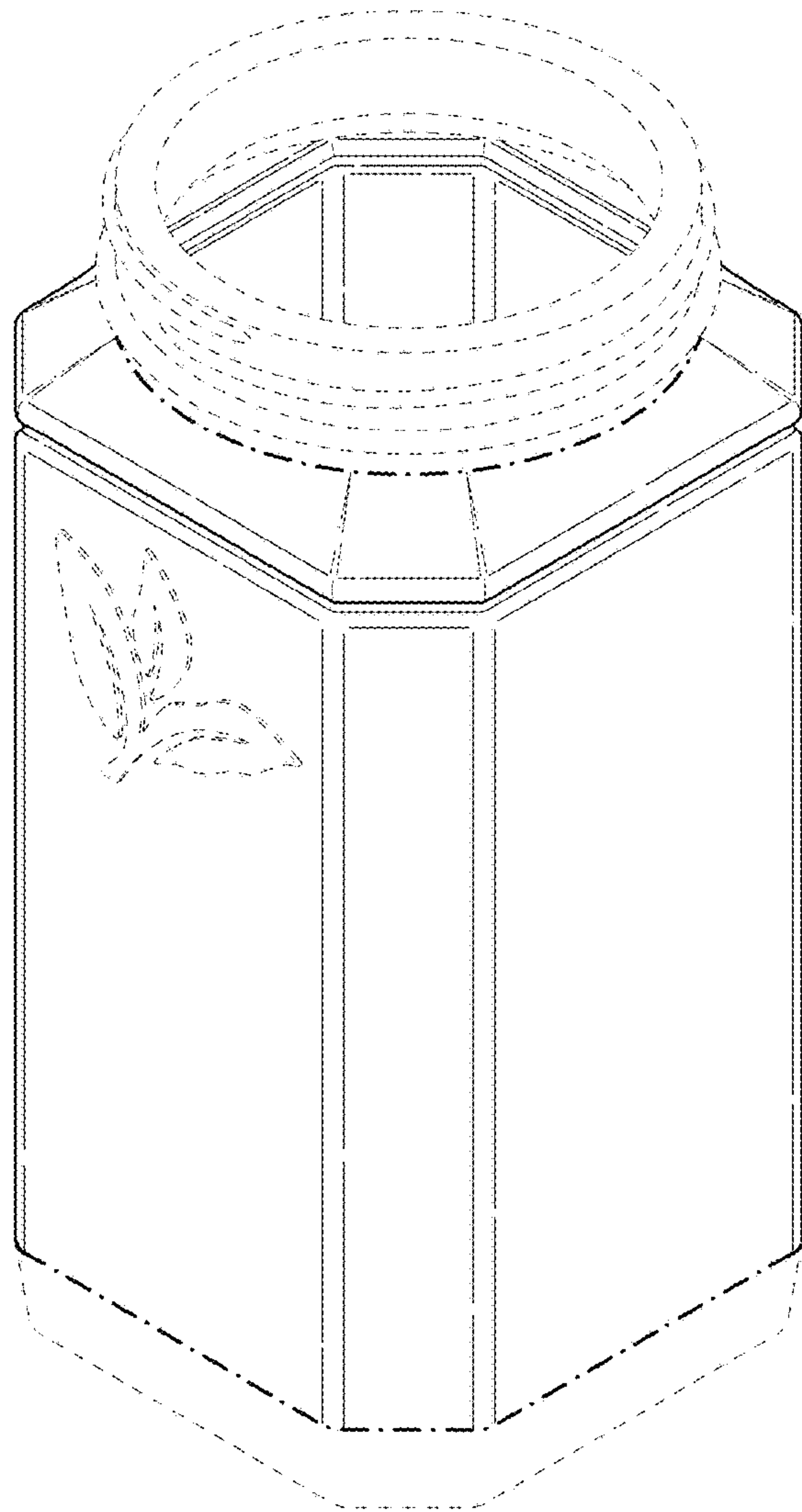


FIG. 1

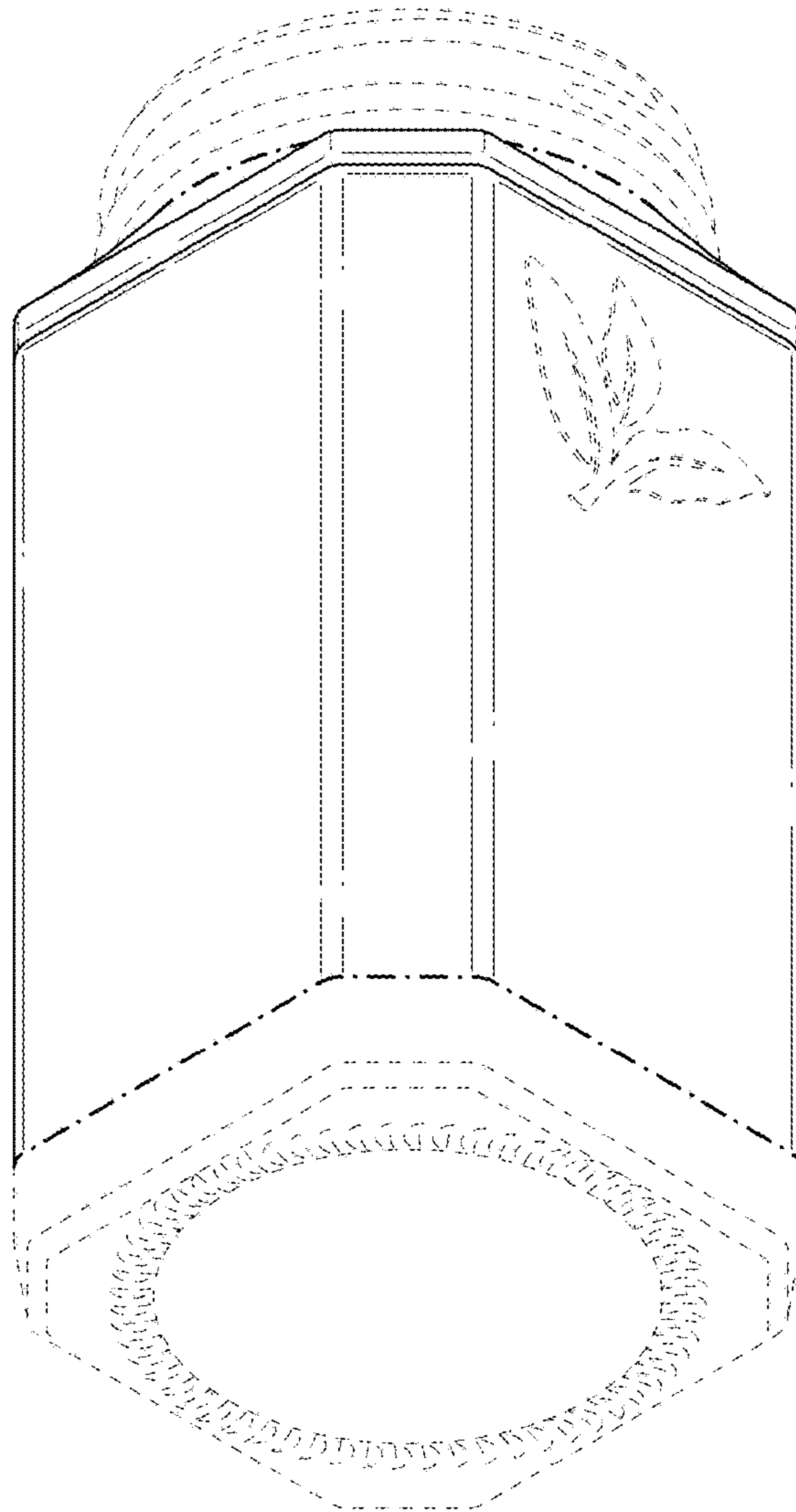


FIG. 2




FIG. 3




FIG. 4






FIG. 5




FIG. 6



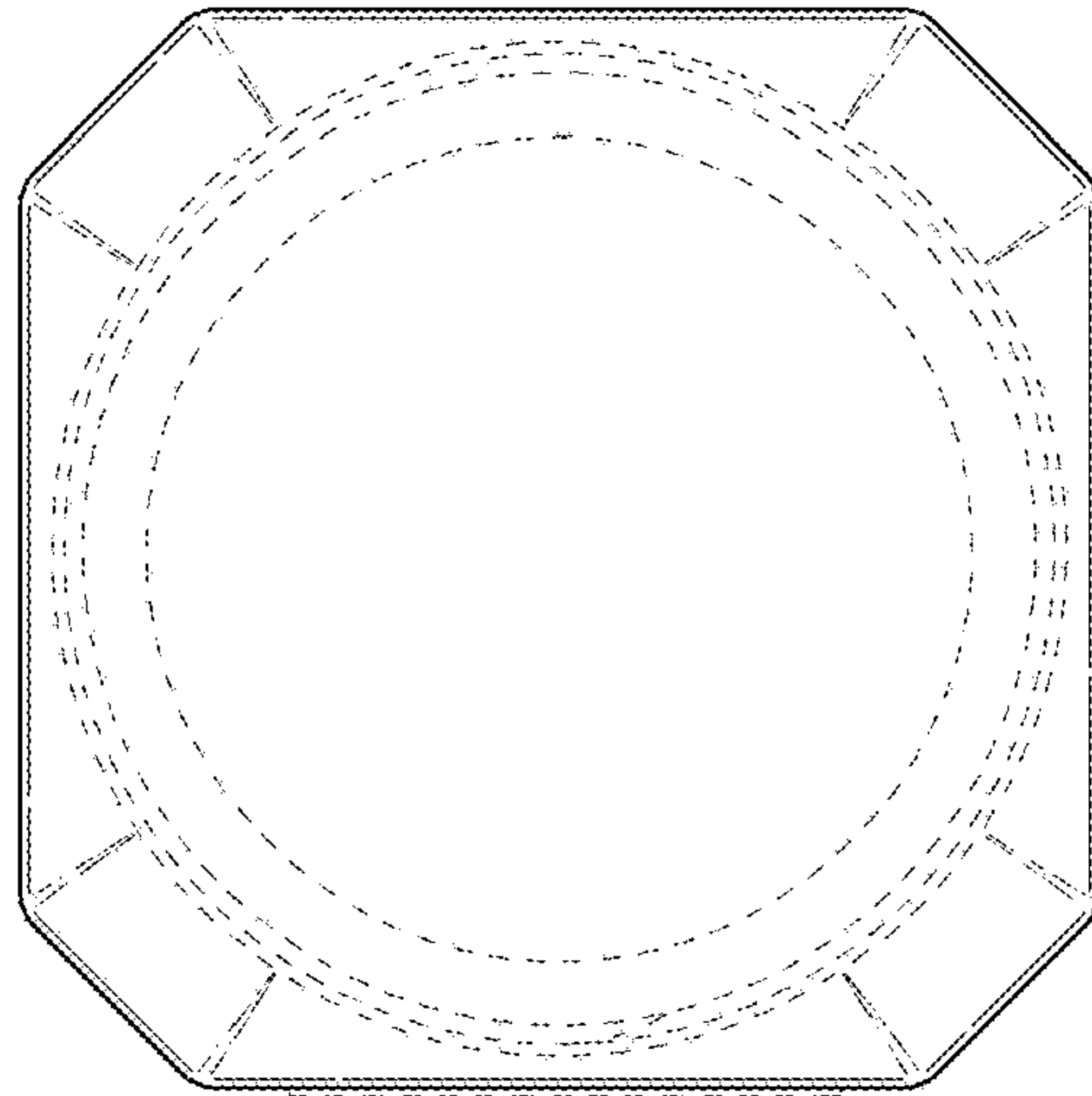


FIG. 7




FIG. 8

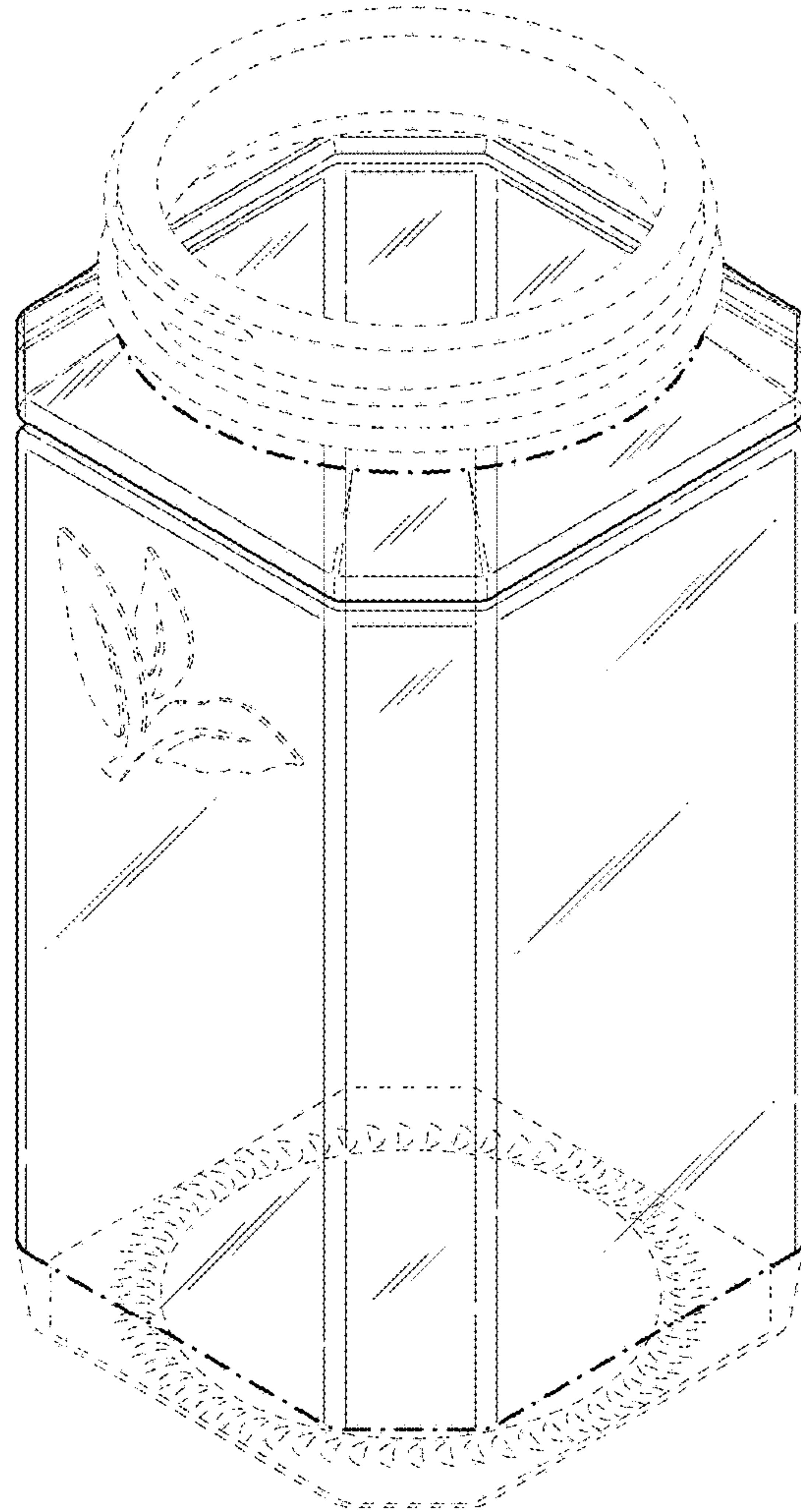


FIG. 9

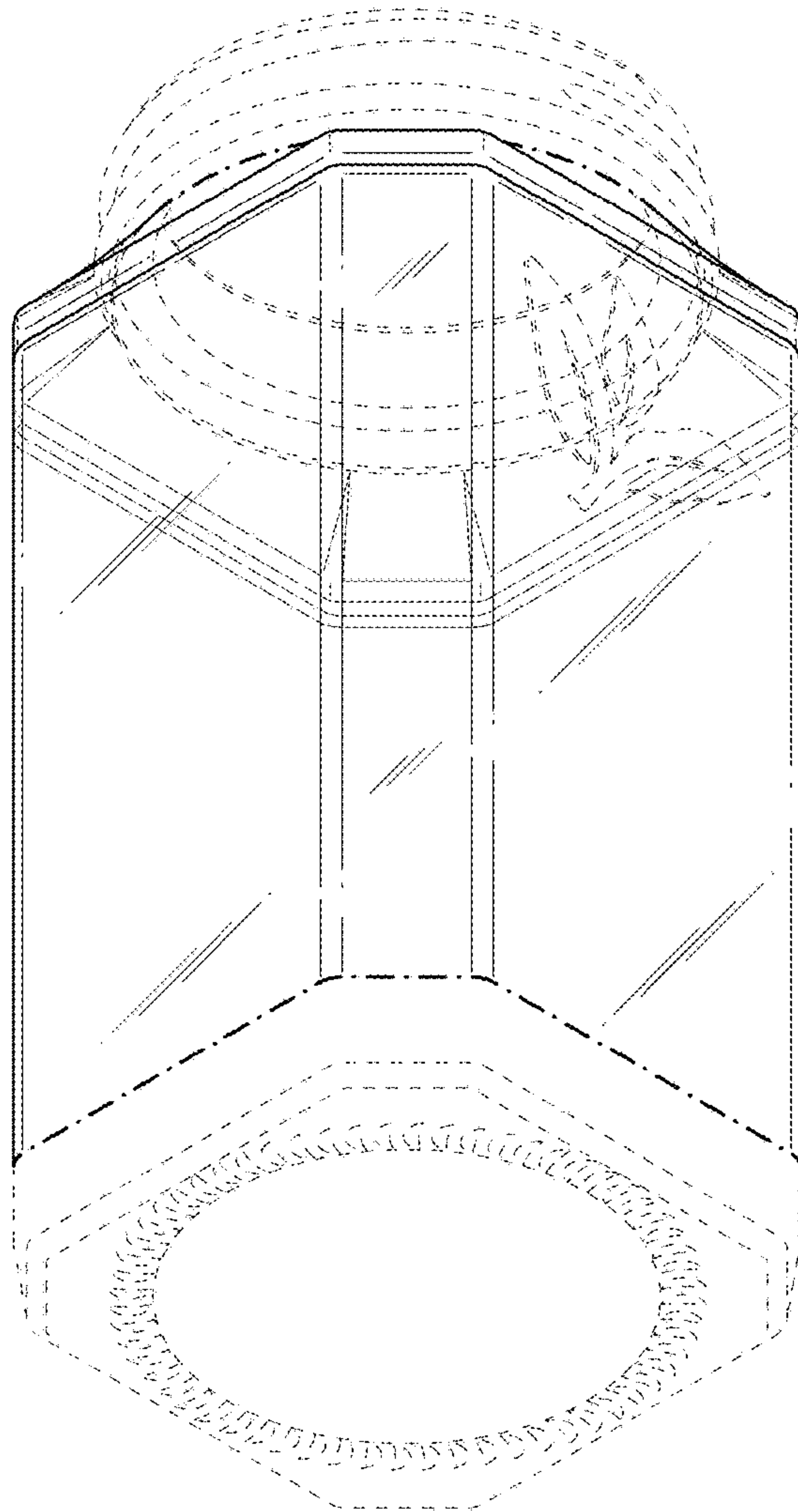


FIG. 10




FIG. 11




FIG. 12

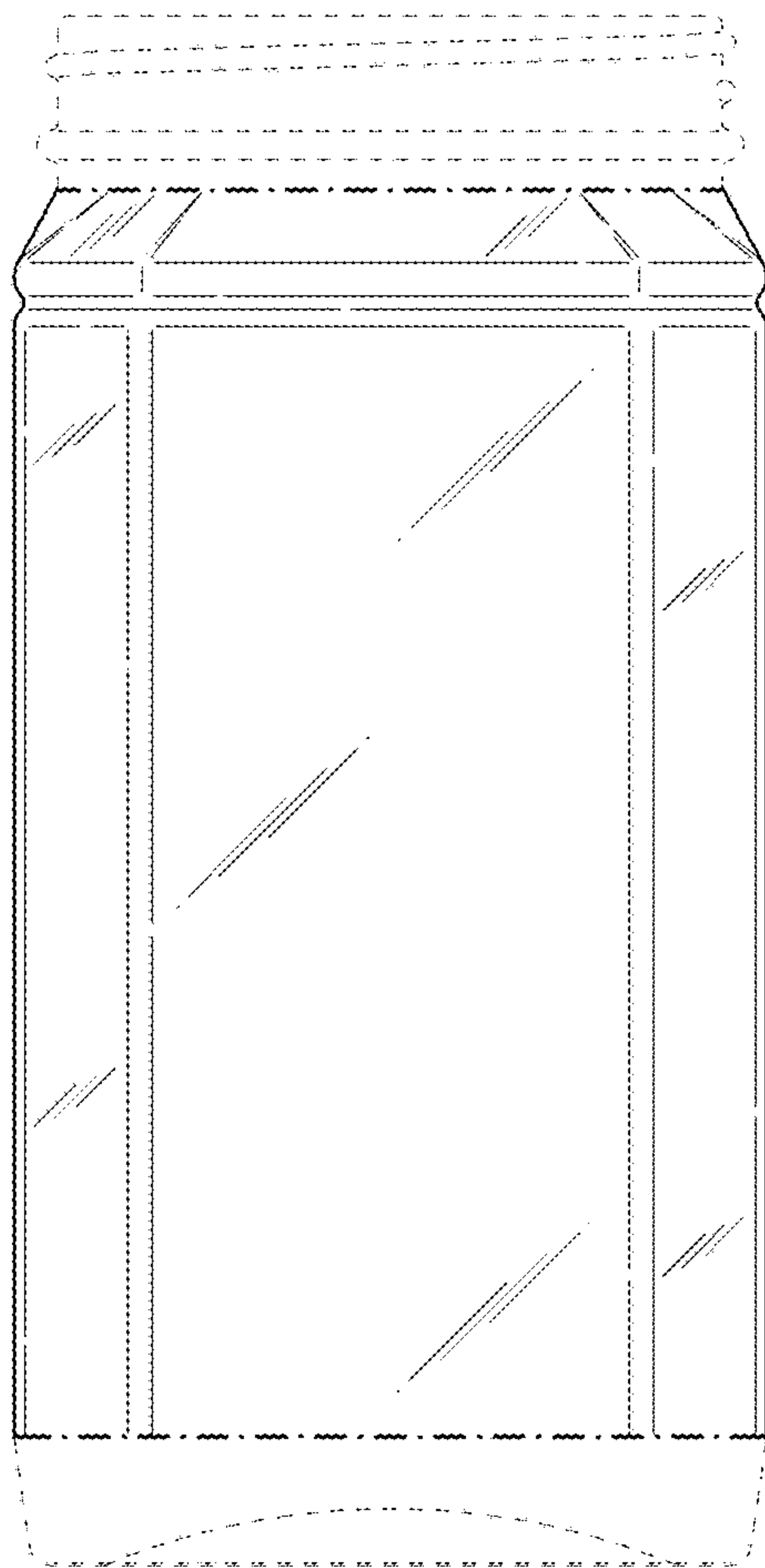


FIG. 13




FIG. 14






FIG. 15

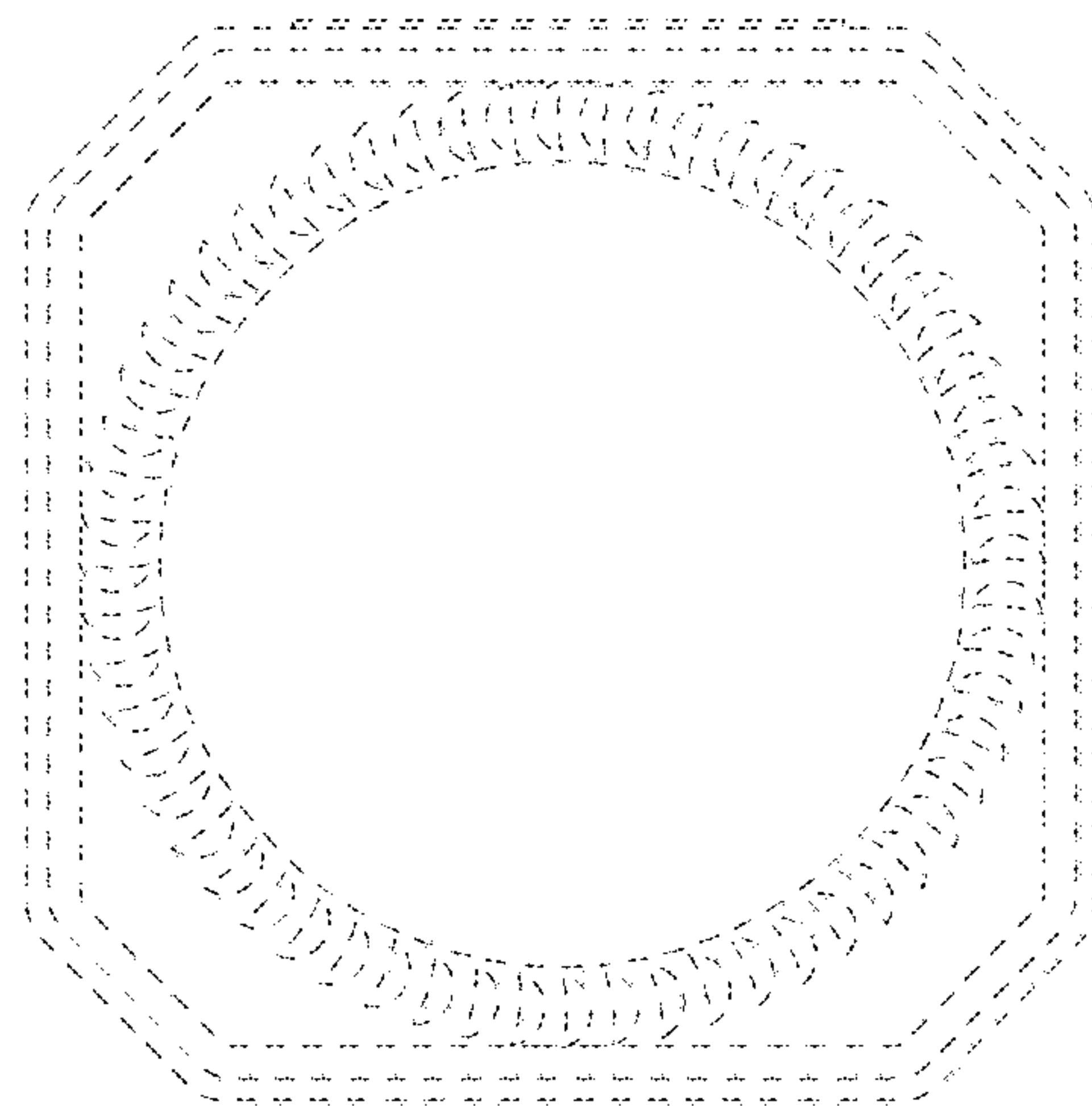


FIG. 16