



US00D838169S

(12) **United States Design Patent**
Holmes

(10) **Patent No.:** **US D838,169 S**

(45) **Date of Patent:** **** Jan. 15, 2019**

(54) **CLOSURE**

(71) Applicant: **Closure Systems International Inc.**,
Lake Forest, IL (US)

(72) Inventor: **Larry Holmes**, Fishers, IN (US)

(73) Assignee: **Closure Systems International Inc.**,
Lake Forest, IL (US)

(**) Term: **15 Years**

(21) Appl. No.: **29/594,651**

(22) Filed: **Feb. 21, 2017**

(51) **LOC (11) Cl.** **09-07**

(52) **U.S. Cl.**

USPC **D9/443; D9/452**

(58) **Field of Classification Search**

USPC D9/414, 415, 424, 425, 434, 435, 436,
D9/443, 444-452, 454-456, 499, 529,
D9/682, 685, 686; D7/387, 391, 392,
D7/392.1, 396.1, 396.2, 396.3, 396.4,
D7/397, 398, 401.1, 507, 509-511, 538,
D7/900; D3/202, 203.2; D28/91, 91.1;
D12/197; D23/249, 260

CPC .. A61J 1/00; A61J 1/1412; B65D 1/00; B65D
1/02; B65D 1/10; B65D 1/46; B65D
2585/56; B65D 2585/545; B65D 41/00;
B65D 41/38; B65D 41/56; B65D 41/62;
B65D 47/00; B65D 47/06; B65D 47/08;
B65D 2543/00046; B65D 2543/00092;
B65D 2543/00296; B65D 5/46; B65D
2251/00

See application file for complete search history.

(56) **References Cited**

U.S. PATENT DOCUMENTS

D18,622 S * 9/1888 Curtice D9/452
1,848,773 A * 3/1932 Fison B65D 45/32
215/274

1,981,414 A * 11/1934 Hermani B65D 41/0492
215/334
D154,204 S * 6/1949 Jung D9/453
D198,953 S * 8/1964 Quintal D19/194
3,204,801 A * 9/1965 Switzgable, Jr. B65D 45/32
215/274
D231,774 S * 6/1974 McLaughlin 222/402.13
D252,208 S * 6/1979 Ooya D16/219
4,290,466 A * 9/1981 Villa B65D 75/5872
206/216
D273,942 S * 5/1984 Brueck D9/434
D276,872 S * 12/1984 Williams D28/91

(Continued)

Primary Examiner — Michael A. Pratt

Assistant Examiner — Wendy L Arminio

(74) *Attorney, Agent, or Firm* — Nixon Peabody LLP

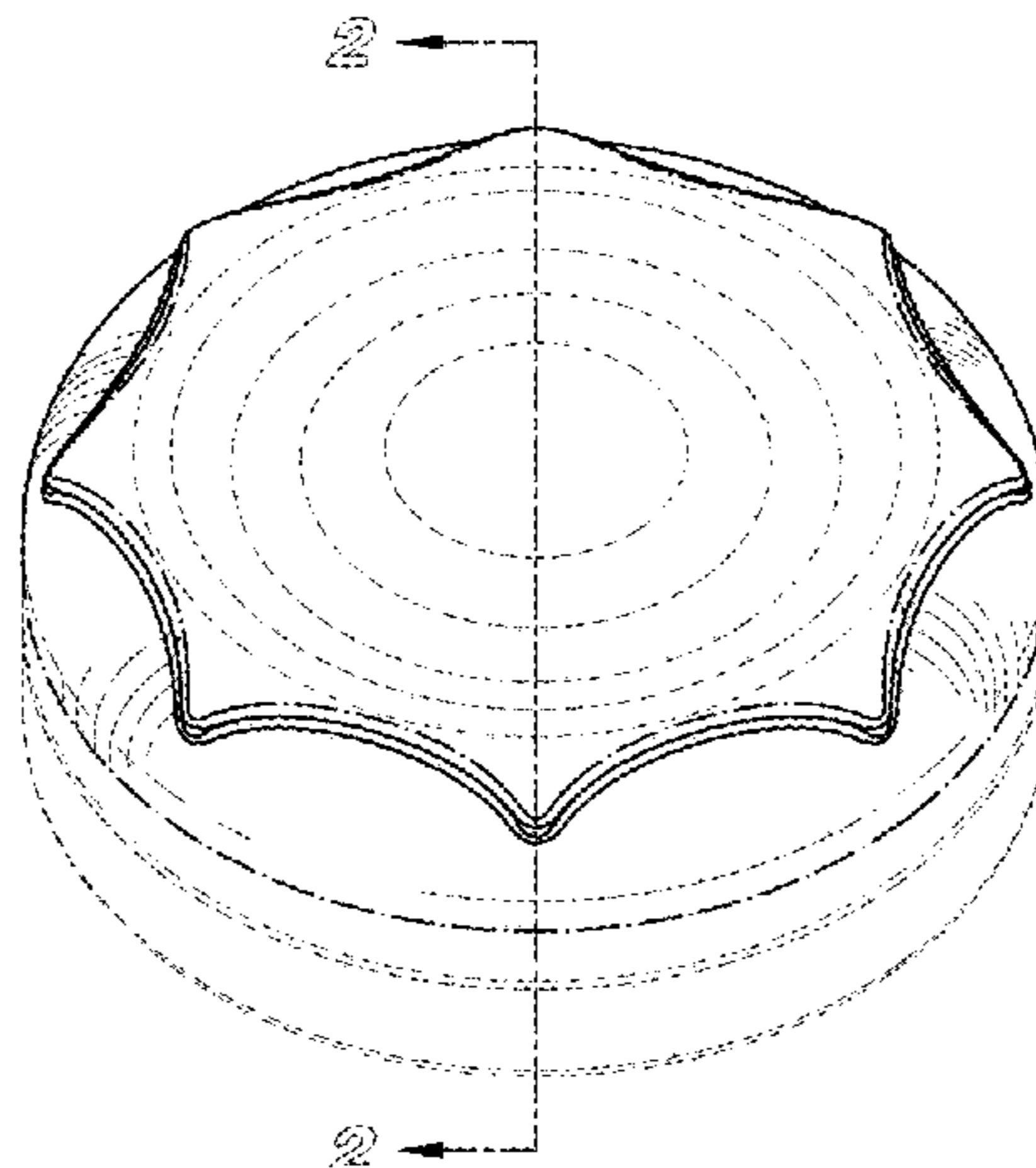
(57) **CLAIM**

The ornamental design for a closure, as shown and described.

DESCRIPTION

FIG. 1 is a top-perspective view of a closure;
FIG. 2 is a side cross-sectional view of the closure of FIG. 1 taken in the direction of line 2-2;
FIG. 3 is a bottom-perspective view of the closure of FIG. 1;
FIG. 4 is a top plan view of the closure of FIG. 1;
FIG. 5 is a left side elevation view of the closure of FIG. 1;
FIG. 6 is a right side elevation view of the closure of FIG. 1;
FIG. 7 is a front elevation view of the closure of FIG. 1;
FIG. 8 is a back elevation view of the closure of FIG. 1; and,
FIG. 9 is a bottom plan view of the closure of FIG. 1.
The dash-dash broken lines in the drawings depict environmental structure and form no part of the claimed design. The dash-dot-dash broken lines depict the boundaries of the claim and form no part thereof.

1 Claim, 4 Drawing Sheets



(56)

References Cited

U.S. PATENT DOCUMENTS

D294,680	S	*	3/1988	Pappert	D9/435
D353,357	S	*	12/1994	Weinberg	D12/197
D354,914	S	*	1/1995	Newman	D9/453
D397,320	S	*	8/1998	Hoagland, IV	D12/197
6,047,710	A	*	4/2000	Irving	A45C 13/008
						132/293
D451,361	S	*	12/2001	Yang	D8/307
D467,803	S	*	12/2002	Brown	D9/435
D478,780	S	*	8/2003	Lugo	D7/566
D529,804	S	*	10/2006	Lohrman	D9/453
D544,425	S	*	6/2007	Hutchison	D12/197
D560,095	S	*	1/2008	Bodum	D7/387
D566,640	S	*	4/2008	Holz	D12/197
D622,124	S	*	8/2010	Kegg	D8/83
8,087,528	B1	*	1/2012	Scarlett	A47G 23/0216
						220/23.89
D662,869	S	*	7/2012	Ballard	D12/213
D673,005	S	*	12/2012	Lion	D7/354
D681,459	S	*	5/2013	Ramsey	D9/452
D684,455	S	*	6/2013	Relyea	D8/397
D698,260	S	*	1/2014	Phelps	D9/682
D710,699	S	*	8/2014	Phelps	D9/452
D755,633	S	*	5/2016	Baughman	D9/452
D756,280	S	*	5/2016	Davito	D12/197
D759,342	S	*	6/2016	Clements	D1/122
D760,345	S	*	6/2016	Campbell	D23/206
D763,696	S	*	8/2016	Eisen	D9/443
D784,240	S	*	4/2017	Platto	D12/213
D803,685	S	*	11/2017	Kaye	D9/453
2015/0129600	A1	*	5/2015	Akers	B44D 3/127
						220/700

* cited by examiner

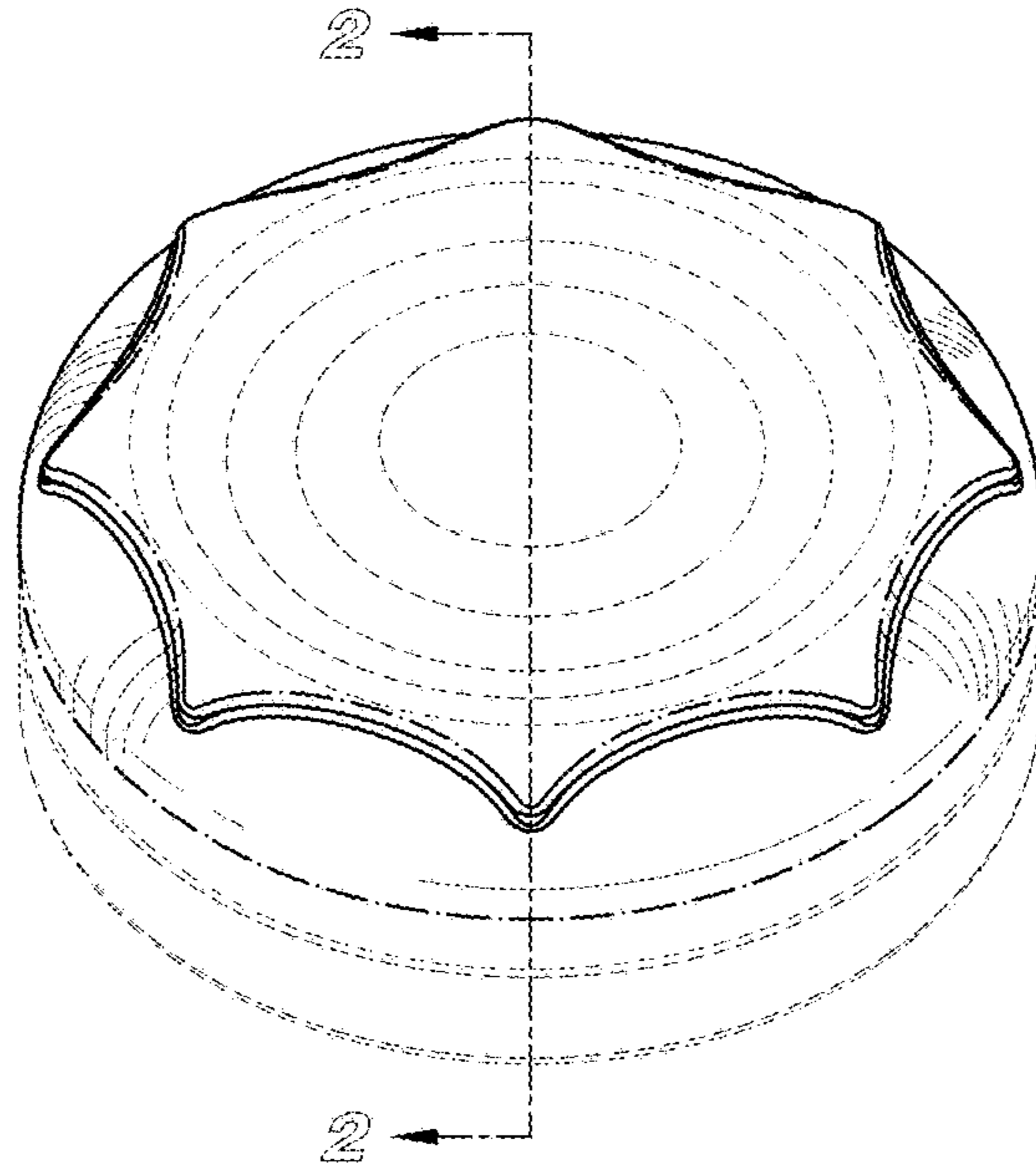


FIG. 1




FIG. 2

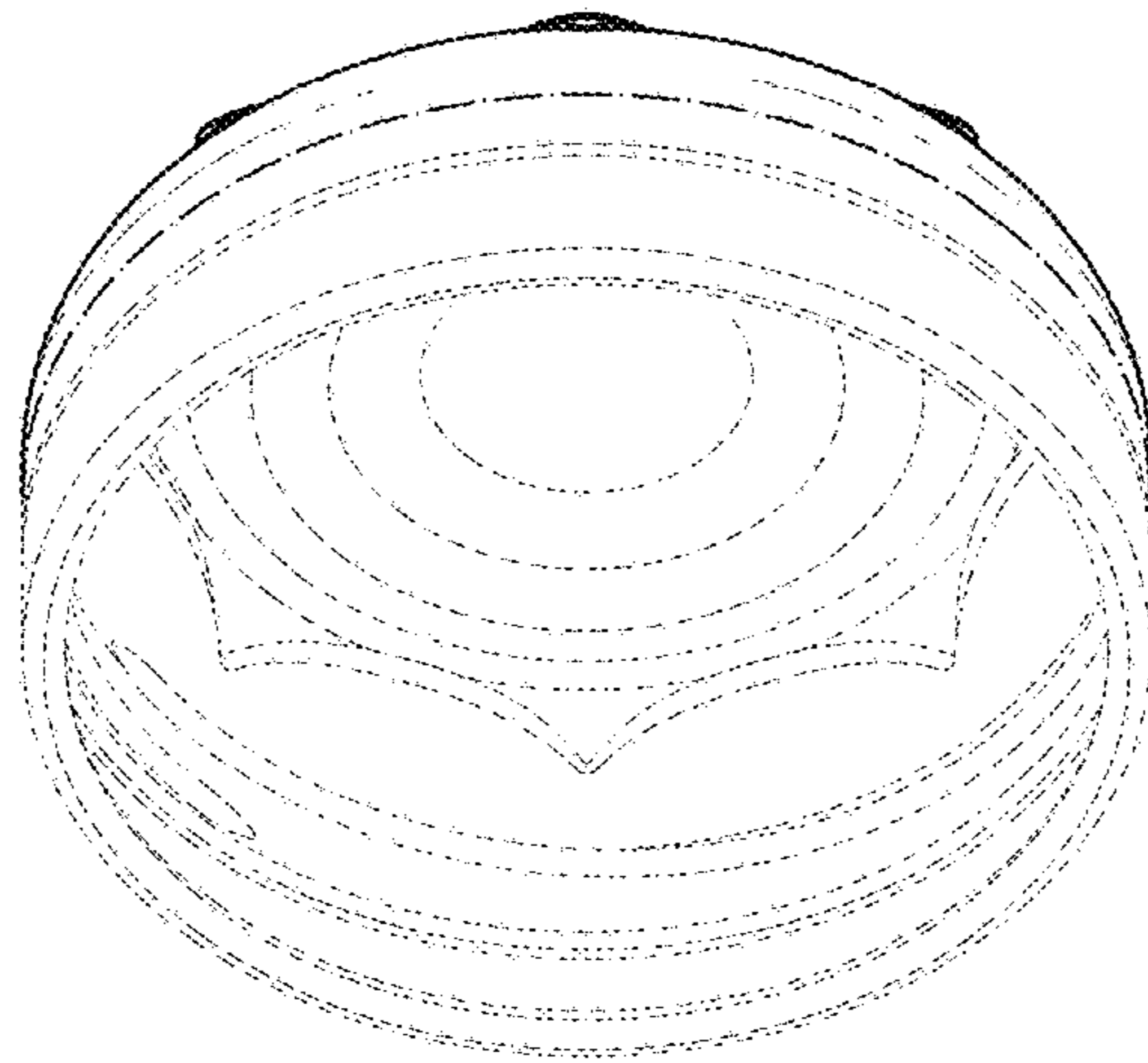


FIG. 3

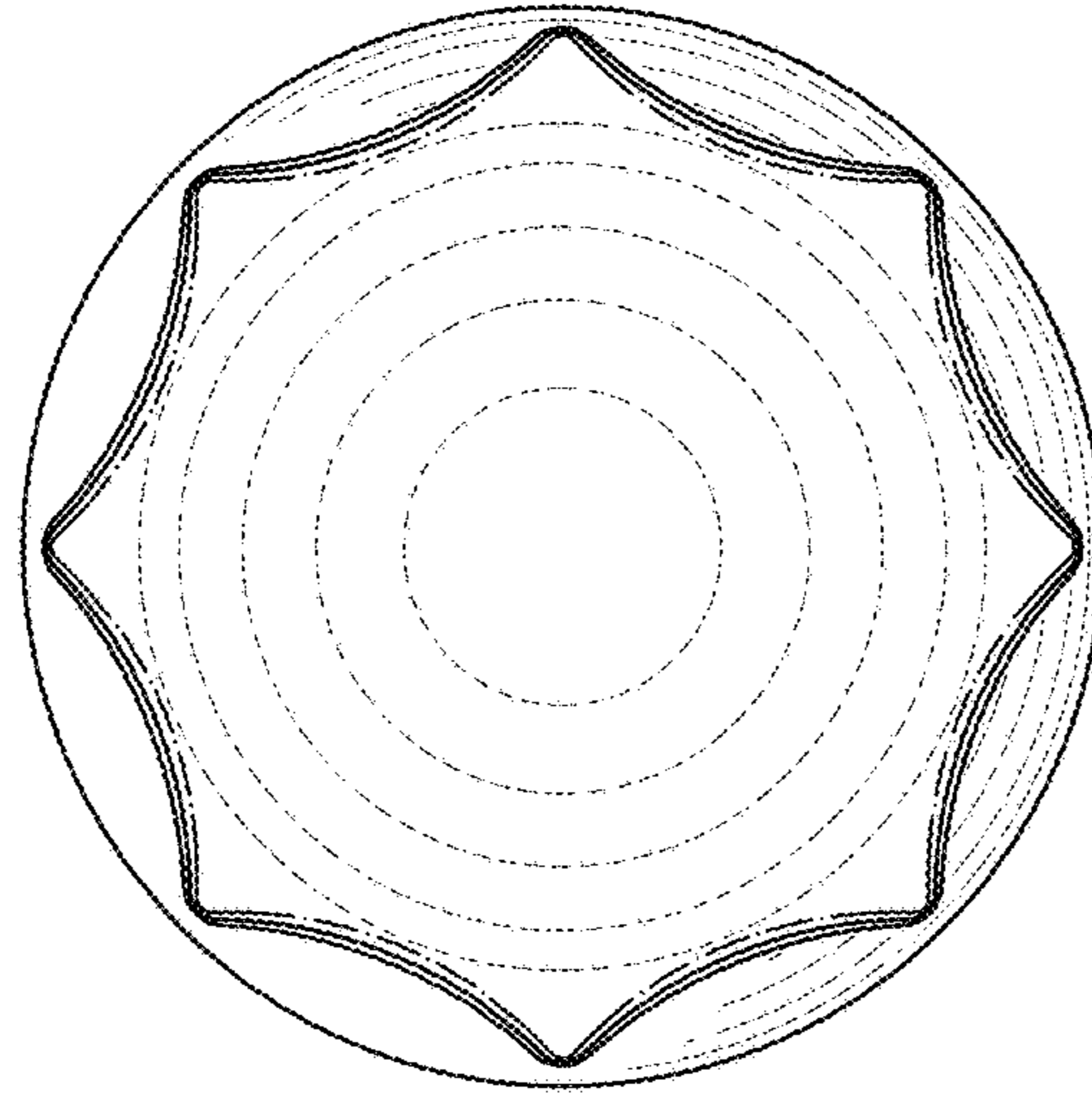


FIG. 4

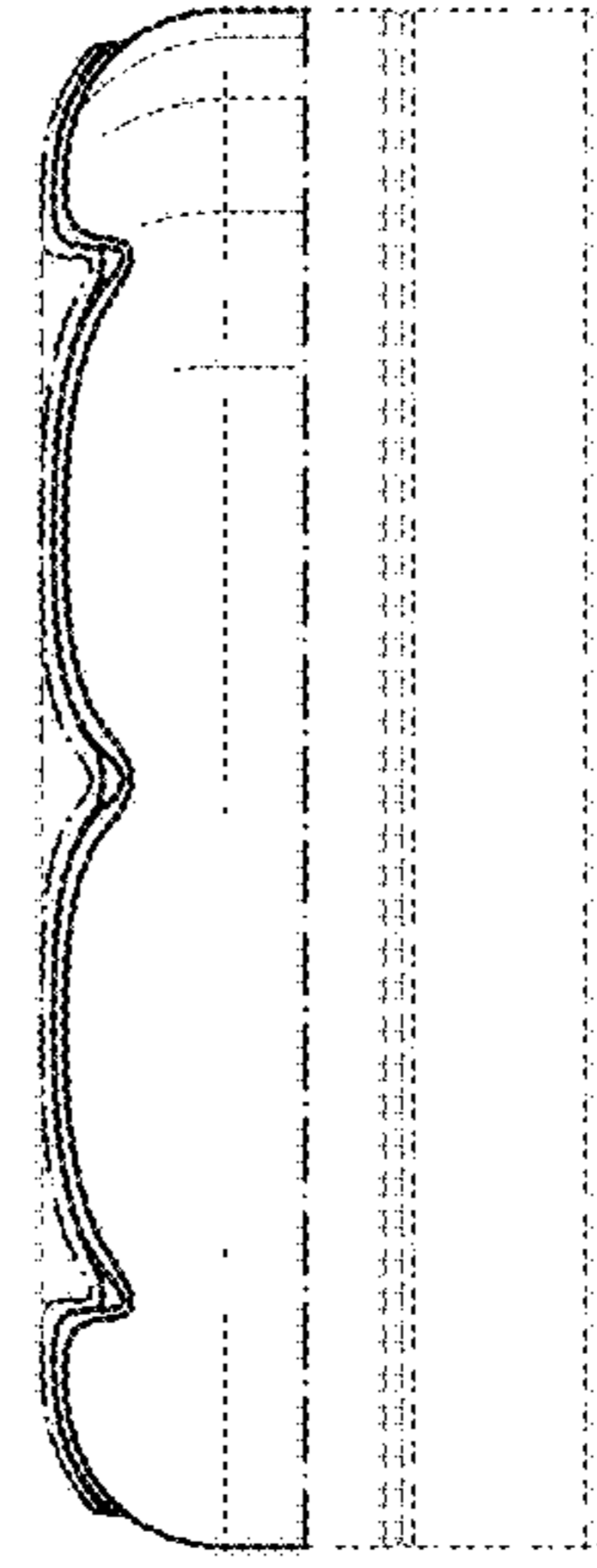


FIG. 6

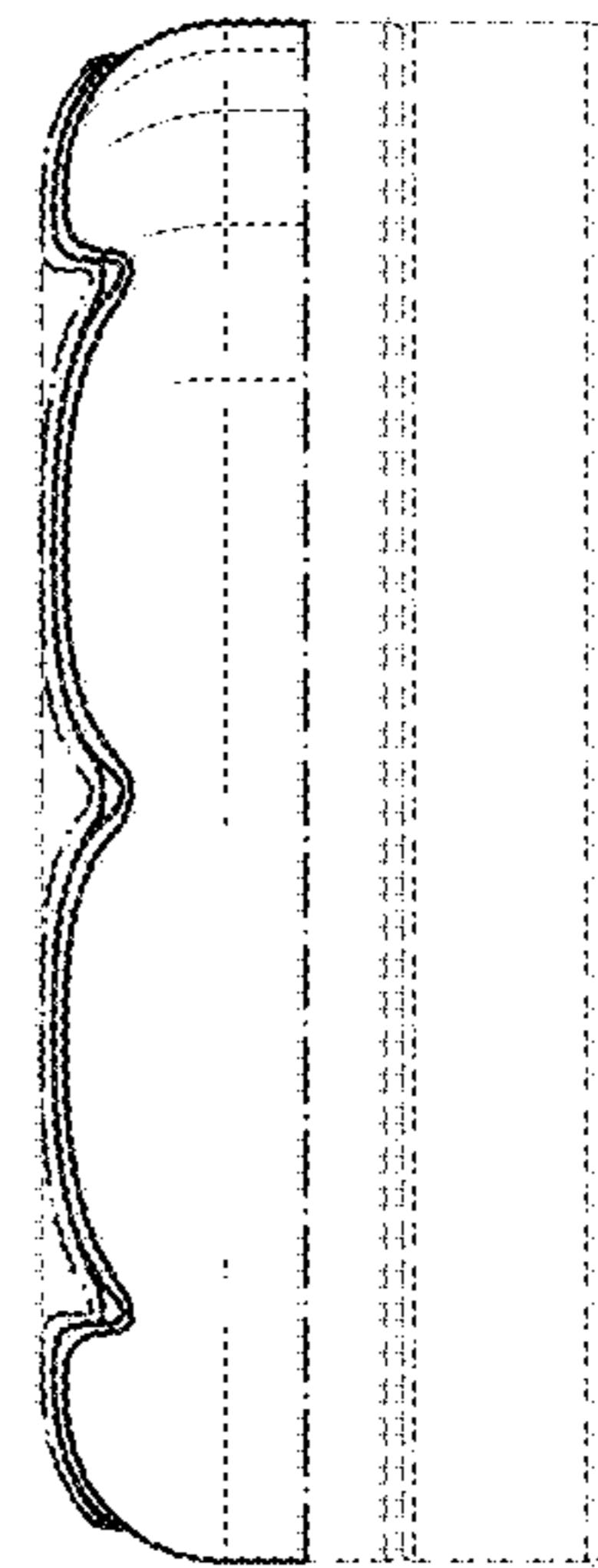


FIG. 5

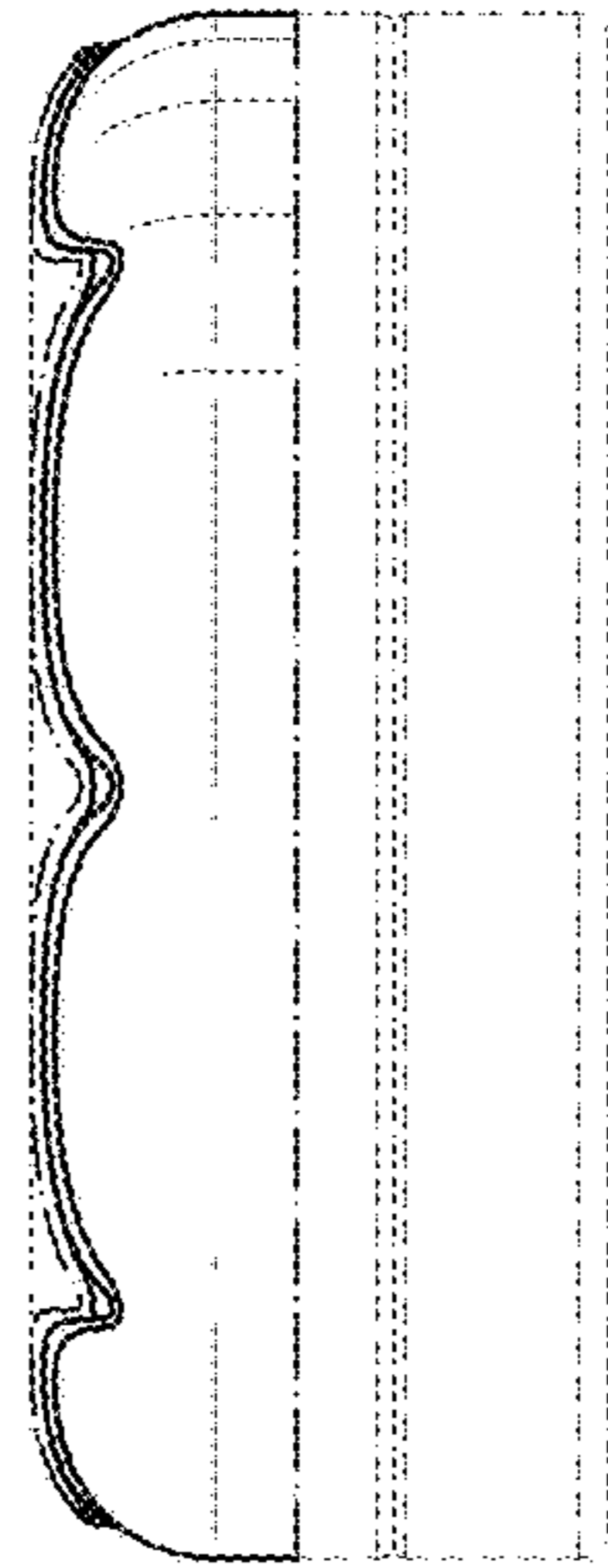


FIG. 7

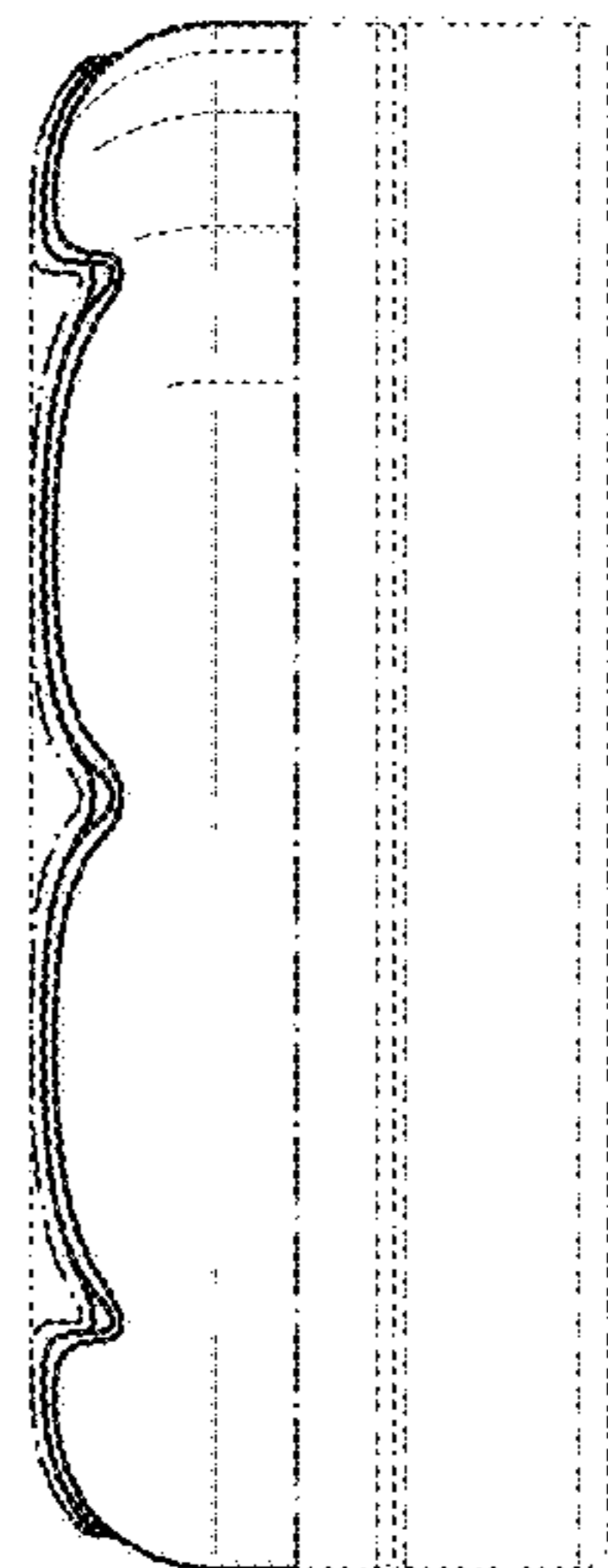


FIG. 8

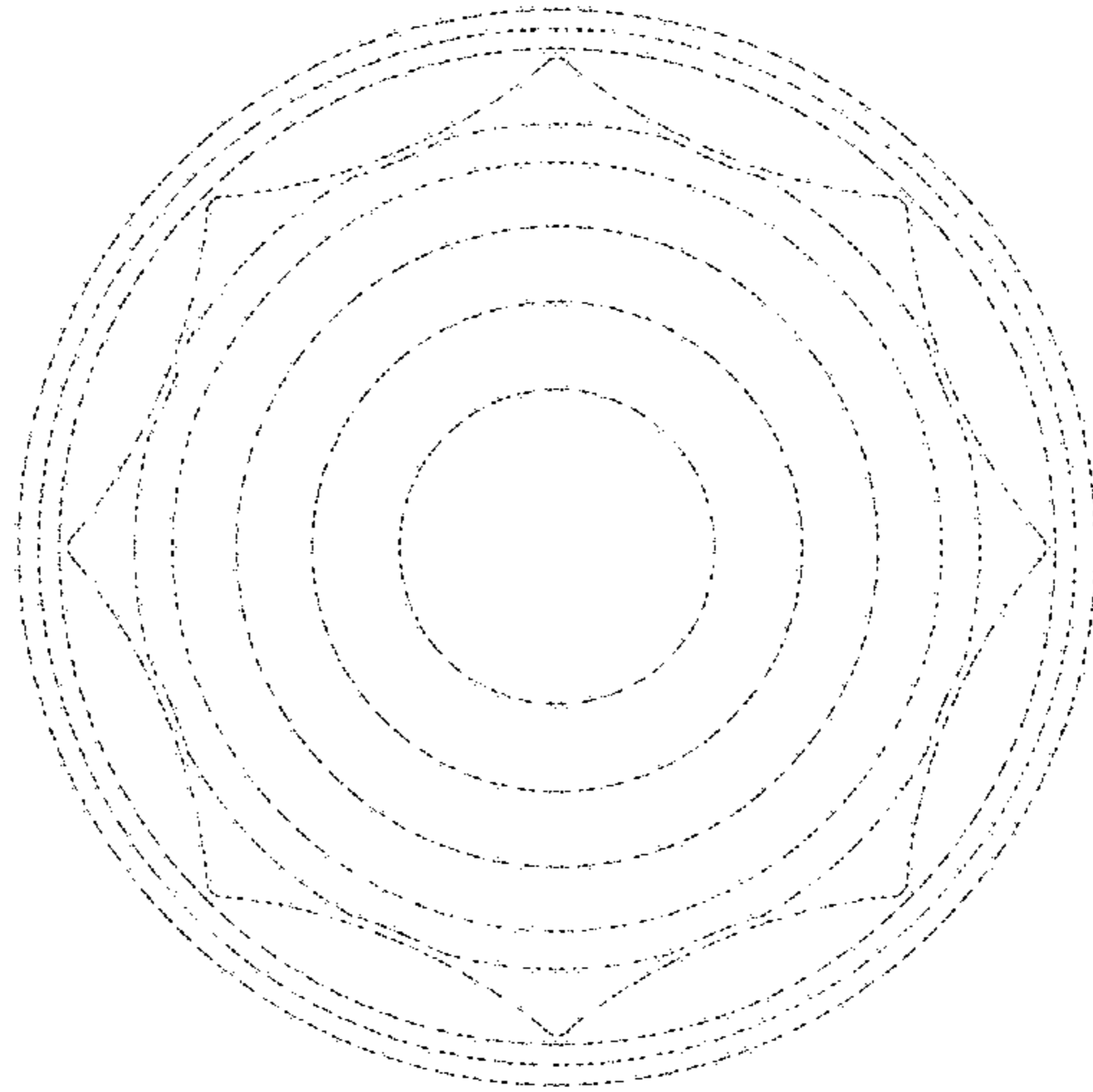


FIG. 9