



US00D838164S

(12) **United States Design Patent**  
**Hanchett et al.**

(10) **Patent No.:** **US D838,164 S**  
(45) **Date of Patent:** **\*\* Jan. 15, 2019**

(54) **LOW-PROFILE COUPLER**

FOREIGN PATENT DOCUMENTS

(71) Applicant: **Axon Enterprise, Inc.**, Scottsdale, AZ (US)

WO 1997016650 5/1997

(72) Inventors: **Mark Hanchett**, Mesa, AZ (US); **John Wilson**, Phoenix, AZ (US); **Nathan Patulski**, Scottsdale, AZ (US); **William Soper**, Bristol (GB)

OTHER PUBLICATIONS

AH&H Hardware, Buddy-Lok II Tactical Pouch Attachment System, www.ahh.biz/hardware/miscellaneous/buddy-ok\_black\_plastic.php, Feb. 24, 2015.

(73) Assignee: **AXON ENTERPRISE, INC.**, Scottsdale, AZ (US)

*Primary Examiner* — Sheryl Lane  
*Assistant Examiner* — Ieisha N Price

(\*\*) Term: **15 Years**

(74) *Attorney, Agent, or Firm* — Letham Law Firm, LLC

(21) Appl. No.: **29/611,662**

(22) Filed: **Jul. 24, 2017**

(57) **CLAIM**

The ornamental design for a low-profile coupler, as shown and described.

**Related U.S. Application Data**

(63) Continuation of application No. 14/698,750, filed on Apr. 28, 2015, now Pat. No. 9,756,930.

(51) **LOC (11) Cl.** ..... **08-08**

(52) **U.S. Cl.**  
USPC ..... **D8/382**

(58) **Field of Classification Search**  
USPC ..... D8/382, 383, 354, 349, 19, 394, 396, D8/399, 71; D14/344, 432, 433, 483, D14/203.5, 203.3, 217; D16/219  
CPC ..... A45F 5/02; A45F 2005/026; A45F 2200/0508; A45F 2200/0516  
See application file for complete search history.

**DESCRIPTION**

FIG. 1 is a perspective view of the ring showing the top, front, and the left side with the bottom oriented downward with respect to the page;  
FIG. 2 is a top view with the front of the low-profile coupler;  
FIG. 3 is a bottom view with the rear of the low-profile coupler;  
FIG. 4 is a left view with the front of the low-profile coupler;  
FIG. 5 is a right view with the front of the low-profile coupler;  
FIG. 6 is a front view with the bottom of the low-profile coupler;  
FIG. 7 is a rear view with the bottom of the low-profile coupler; and,  
FIG. 8 is an environmental perspective view of the low-profile coupler showing the top while positioned in a cover with a portion of a base extending there-through.  
The dashed lines in the drawing show environment structure and form no part of the claimed design.

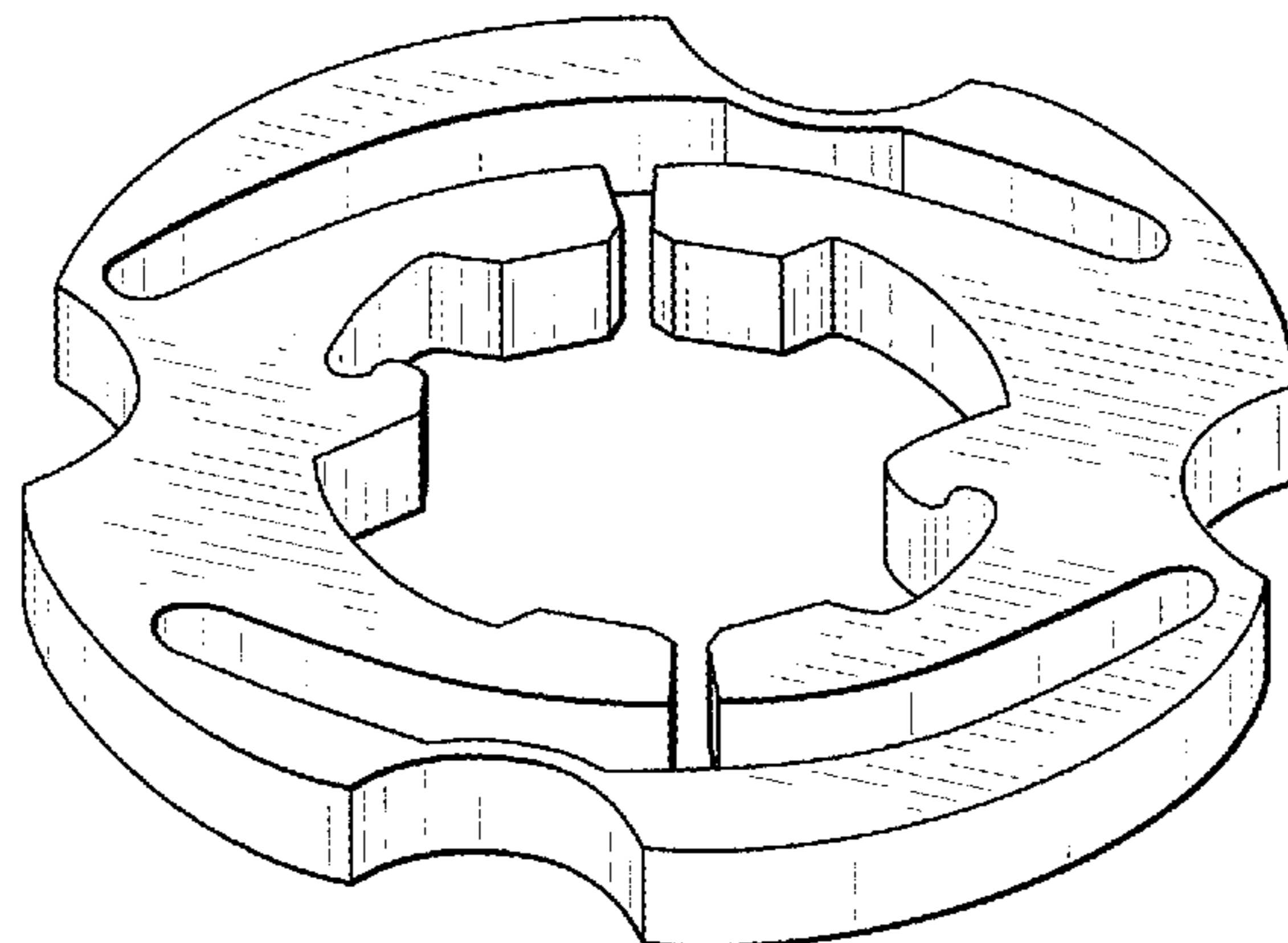
(56) **References Cited**

U.S. PATENT DOCUMENTS

D272,392 S *	1/1984	Bigelow	280/86.753
4,507,032 A	3/1985	Rosaia	
4,778,252 A	10/1988	Filho	
D315,667 S *	3/1991	Johnson	D10/64
D327,111 S *	6/1992	Hemming	D22/134
D335,441 S *	5/1993	Fraker	D8/369
5,240,424 A	8/1993	Honma	

(Continued)

**1 Claim, 6 Drawing Sheets**



(56)

References Cited

U.S. PATENT DOCUMENTS

5,416,549 A 5/1995 Katsuyama  
 6,177,877 B1 1/2001 Munyon  
 D452,121 S \* 12/2001 Teichelman ..... D21/488  
 6,332,281 B1 12/2001 Savoie  
 6,332,836 B1 \* 12/2001 Tseng ..... B24B 23/022  
 451/359  
 6,631,571 B2 10/2003 McMullin  
 6,634,616 B2 10/2003 Belknap  
 D487,390 S \* 3/2004 Tanaka ..... D8/354  
 6,929,226 B1 8/2005 Philistine  
 D514,431 S \* 2/2006 Tanaka ..... D8/354  
 7,032,931 B2 4/2006 Austin  
 D528,407 S \* 9/2006 Schwab ..... D8/399  
 D557,574 S \* 12/2007 Hein ..... D8/18  
 D597,828 S \* 8/2009 Tanaka ..... D8/354  
 7,619,387 B2 11/2009 Amend  
 D658,972 S \* 5/2012 Virgin ..... D8/349  
 8,459,472 B2 6/2013 Hofman  
 D687,702 S \* 8/2013 Yates ..... D8/396  
 D727,793 S \* 4/2015 Schier ..... D11/200  
 D751,238 S \* 3/2016 Siuvatti ..... D26/113  
 D780,548 S \* 3/2017 Pomeroy ..... D8/70  
 D791,395 S \* 7/2017 Rashidi Doust ..... D26/113  
 D799,935 S \* 10/2017 Rashidi Doust ..... D8/354  
 2005/0046179 A1 3/2005 Lee  
 2005/0121912 A1 6/2005 Benscoter  
 2013/0111711 A1 \* 5/2013 Haase ..... A45F 5/00  
 24/307  
 2016/0316900 A1 \* 11/2016 Hanchett ..... A45F 5/02  
 2018/0008009 A1 \* 1/2018 Hawkins ..... A44B 17/0023  
 2018/0252393 A1 \* 9/2018 Layne ..... F21V 21/005

\* cited by examiner

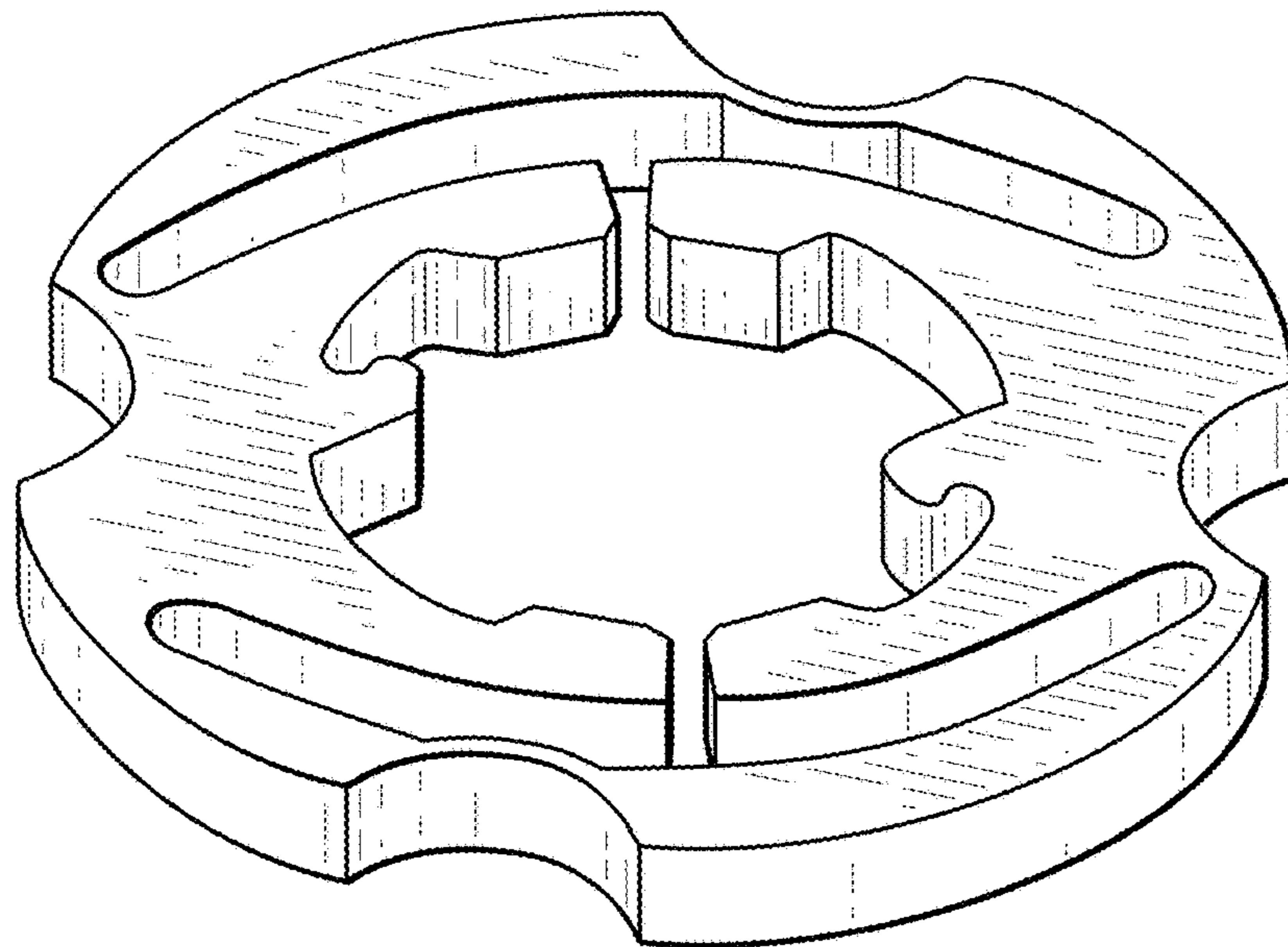


FIG. 1

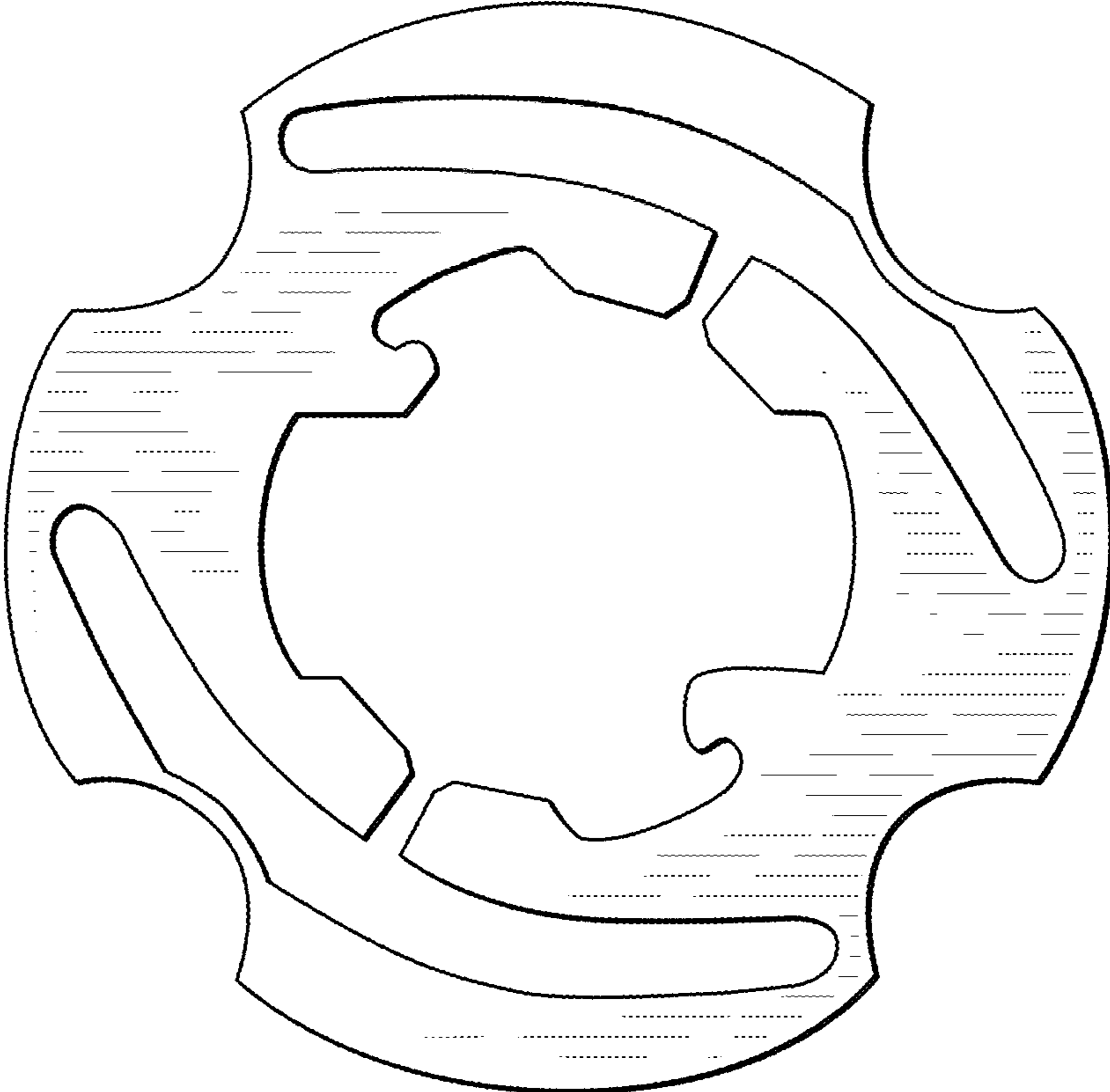


FIG. 2

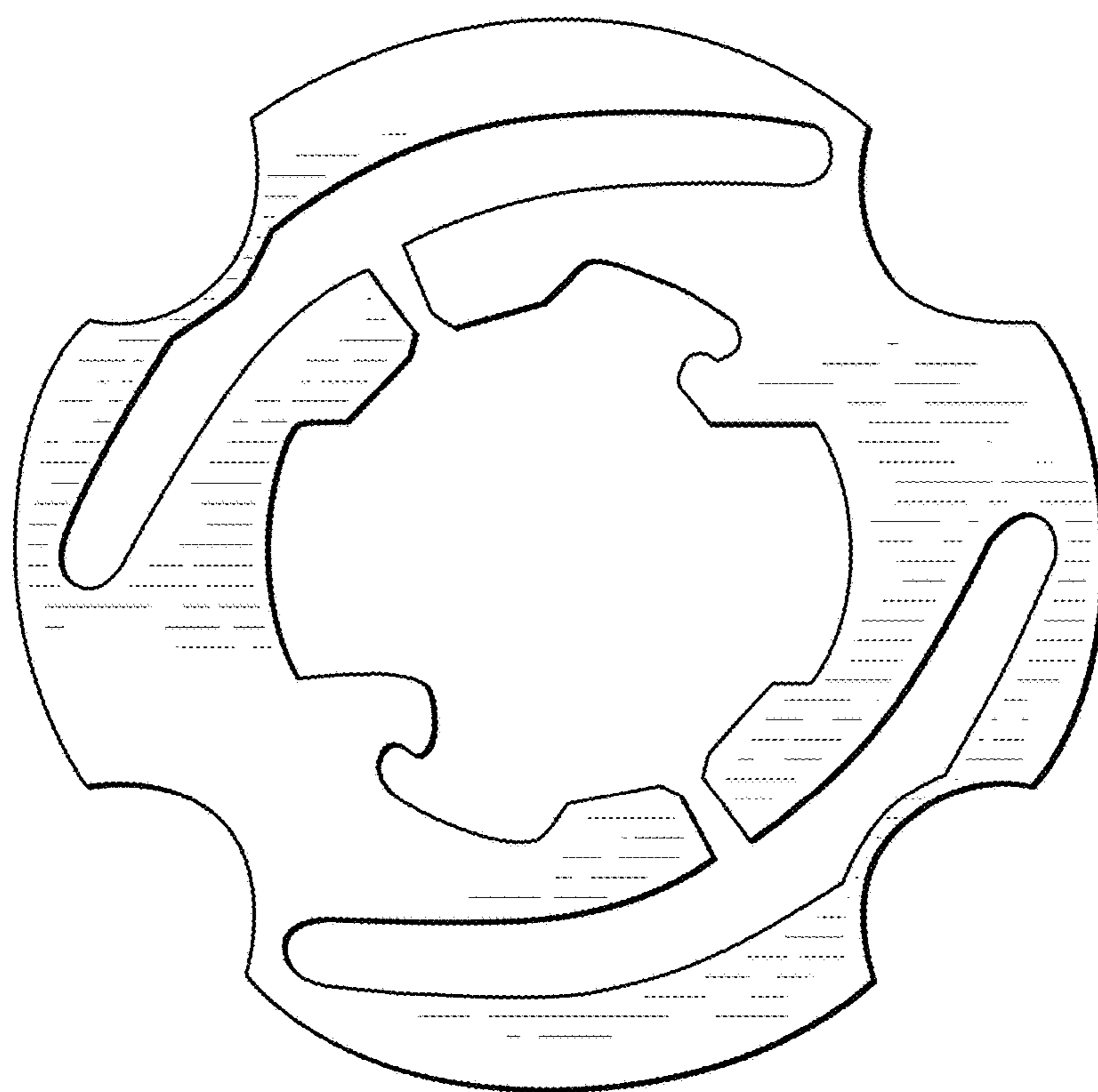


FIG. 3



FIG. 4




FIG. 5



FIG. 6




FIG. 7

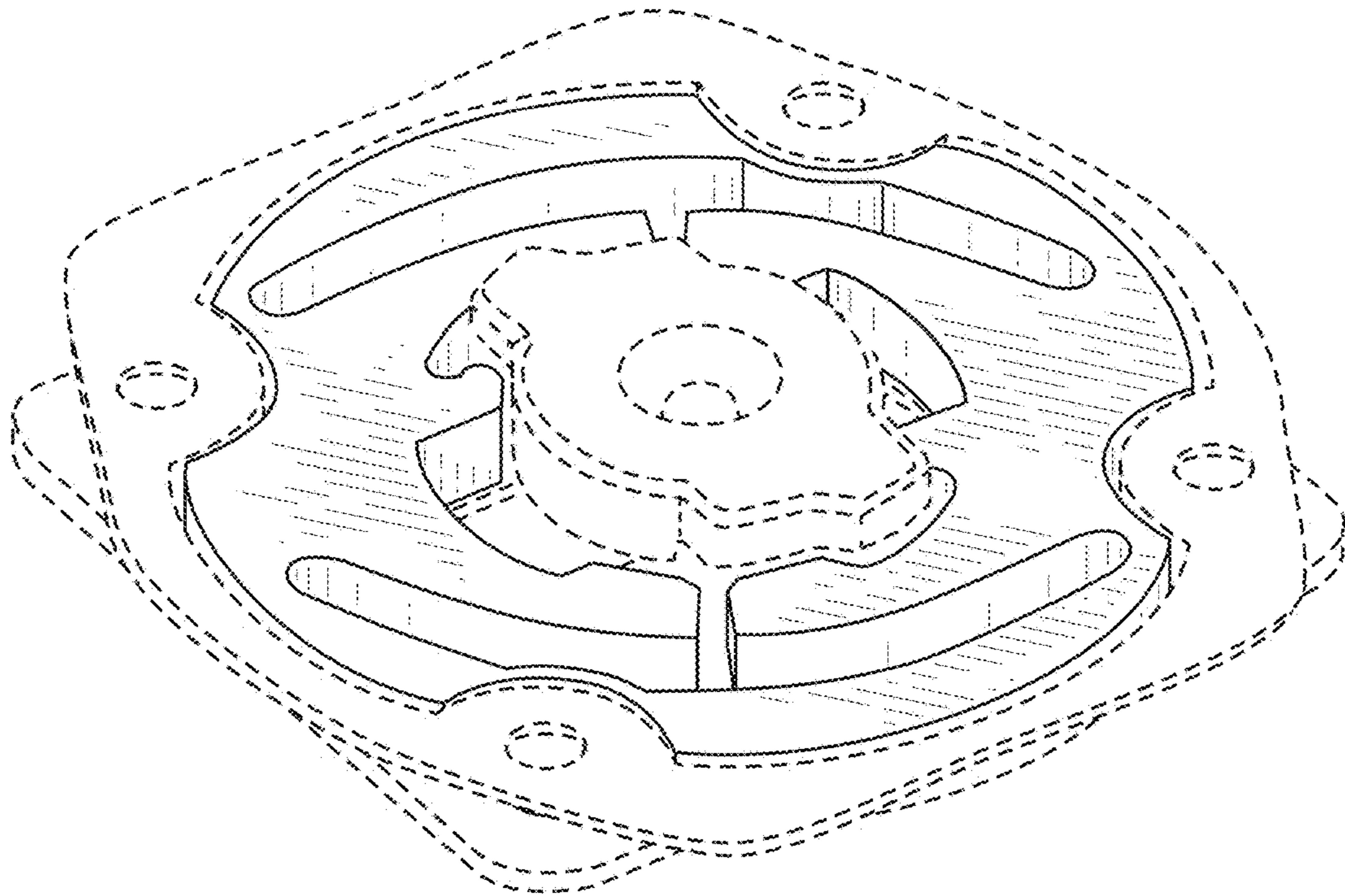


FIG. 8