



US00D838146S

(12) **United States Design Patent**  
**Appelbaum et al.**

(10) **Patent No.:** **US D838,146 S**  
(45) **Date of Patent:** **\*\* Jan. 15, 2019**

(54) **SLICER AND GRATER STORAGE CONTAINER**

(71) Applicants: **Alaina Appelbaum**, Brooklyn, NY (US); **Catherine Cheek**, Brooklyn, NY (US)

(72) Inventors: **Alaina Appelbaum**, Brooklyn, NY (US); **Catherine Cheek**, Brooklyn, NY (US)

(73) Assignee: **HELEN OF TROY LIMITED**, St. Michael (BB)

(\*\*) Term: **15 Years**

(21) Appl. No.: **29/631,009**

(22) Filed: **Dec. 26, 2017**

(51) **LOC (11) Cl.** ..... **07-04**

(52) **U.S. Cl.**  
USPC ..... **D7/678**; D7/693; D7/672

(58) **Field of Classification Search**  
USPC ..... D7/678, 693, 672-677, 381  
CPC ... B26D 1/30; B26D 3/20; B26D 3/26; B26D 3/185; B26D 3/283; B26D 5/00; B26D 7/00; B26D 7/18; B26D 7/01; A47J 45/063; A47J 43/25; A47J 43/00; A47J 43/255; A47J 19/04; A47J 17/02; A47J 17/04

See application file for complete search history.

(56) **References Cited**

**U.S. PATENT DOCUMENTS**

D167,270 S \* 7/1952 Marcus ..... D7/678  
4,212,431 A \* 7/1980 Doyel ..... A47J 43/25  
241/100

D330,316 S \* 10/1992 So ..... D7/678  
D447,391 S \* 9/2001 Bodum ..... D7/678  
D519,001 S \* 4/2006 So ..... D7/678  
D730,704 S \* 6/2015 Repac ..... D7/672  
2015/0367525 A1\* 12/2015 Repac ..... B26D 7/00  
83/167  
2016/0158956 A1\* 6/2016 Repac ..... A47J 43/25  
241/95

\* cited by examiner

*Primary Examiner* — Terry A Wallace

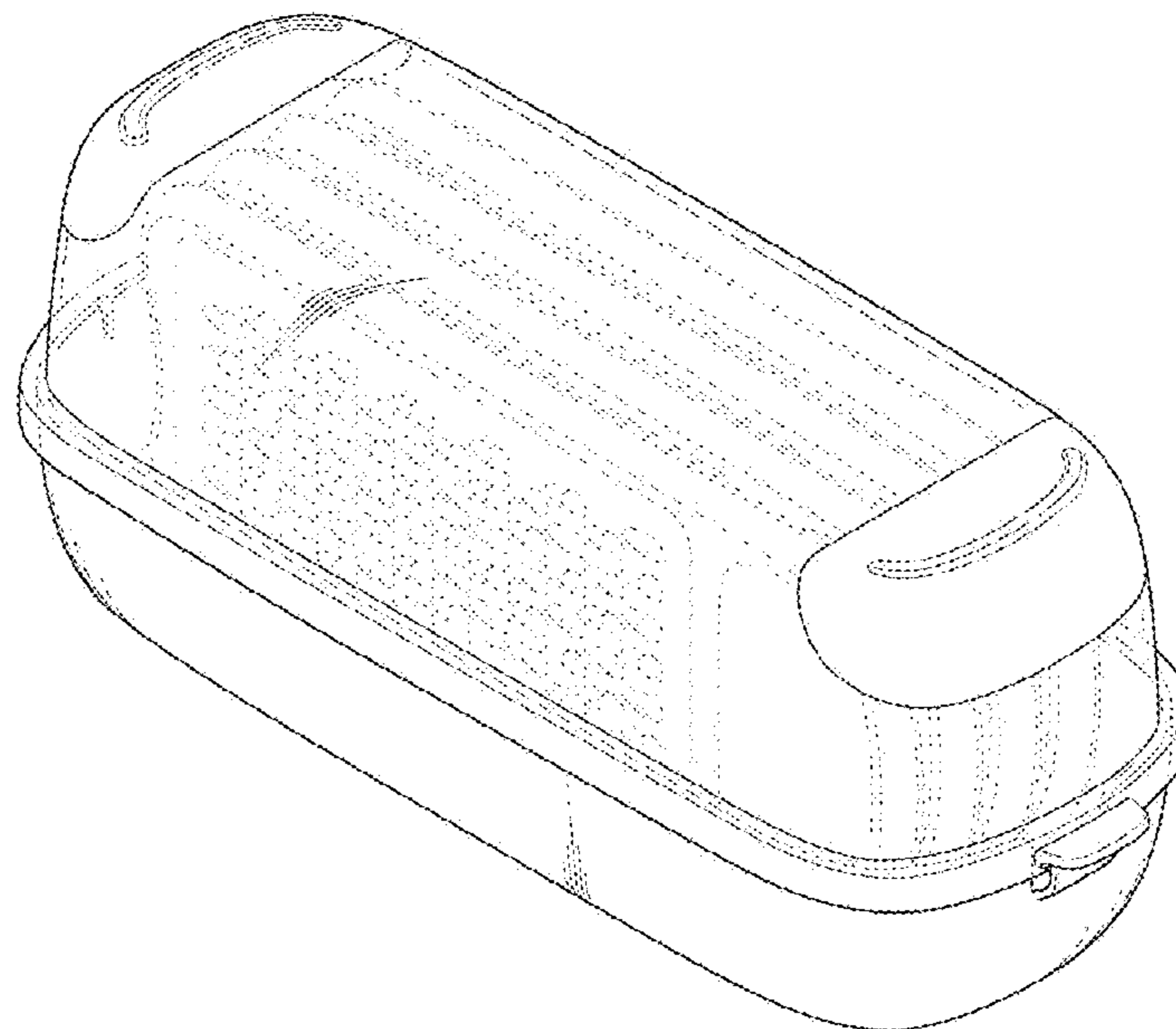
(57) **CLAIM**

The ornamental design for a slicer and grater storage container, as shown, and described.

**DESCRIPTION**

FIG. 1 is a perspective view of a slicer and grater storage container;  
FIG. 2 is a left elevation view thereof;  
FIG. 3 is a right elevation view thereof;  
FIG. 4 is a front elevation view thereof;  
FIG. 5 is a rear elevation view thereof;  
FIG. 6 is a top view thereof; and,  
FIG. 7 is a bottom view thereof.  
The broken lines represent slicers and graters shown within the container, and the bottom gripping mat, form no part of the claimed design.

**1 Claim, 7 Drawing Sheets**



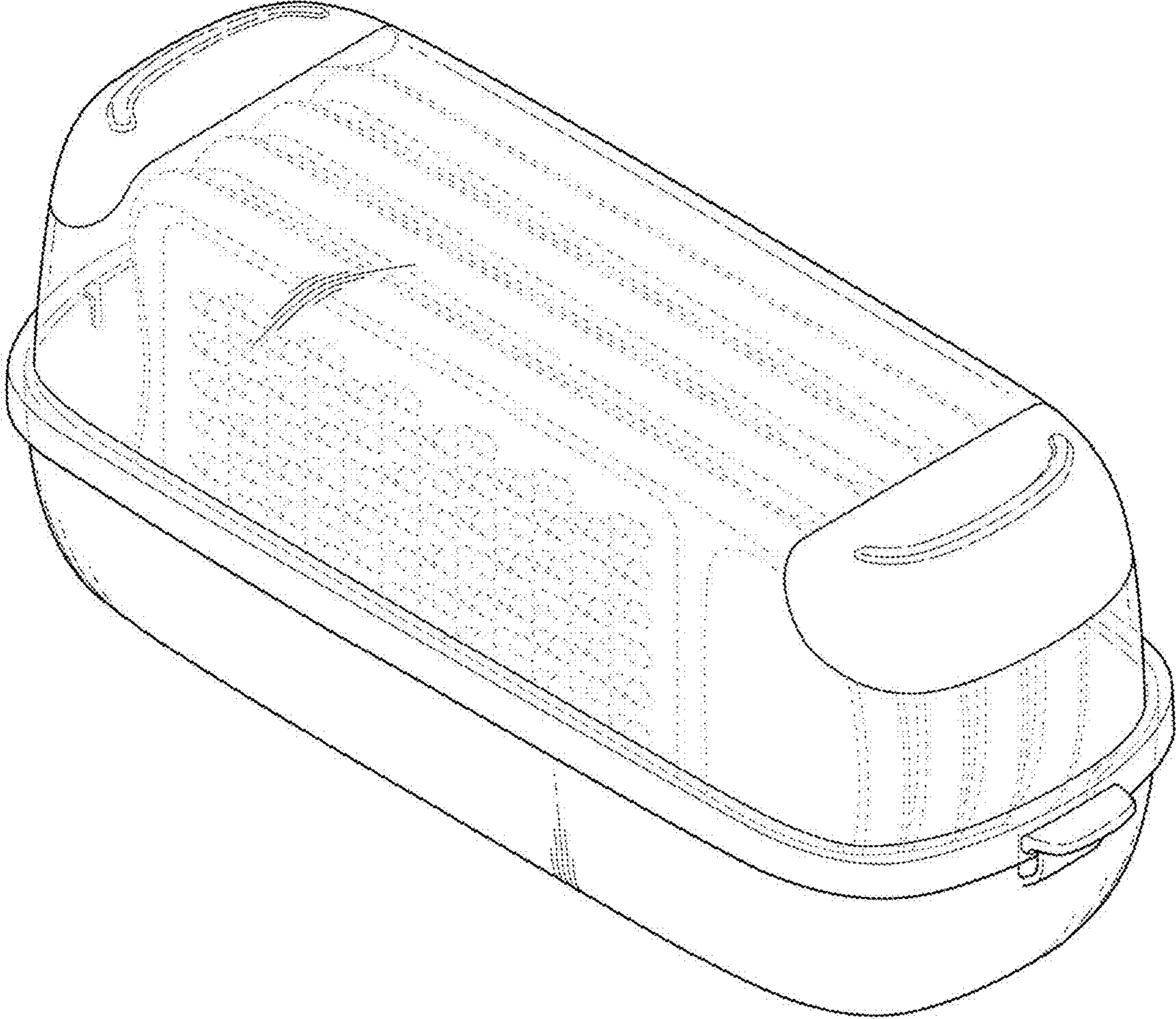


FIG. 1

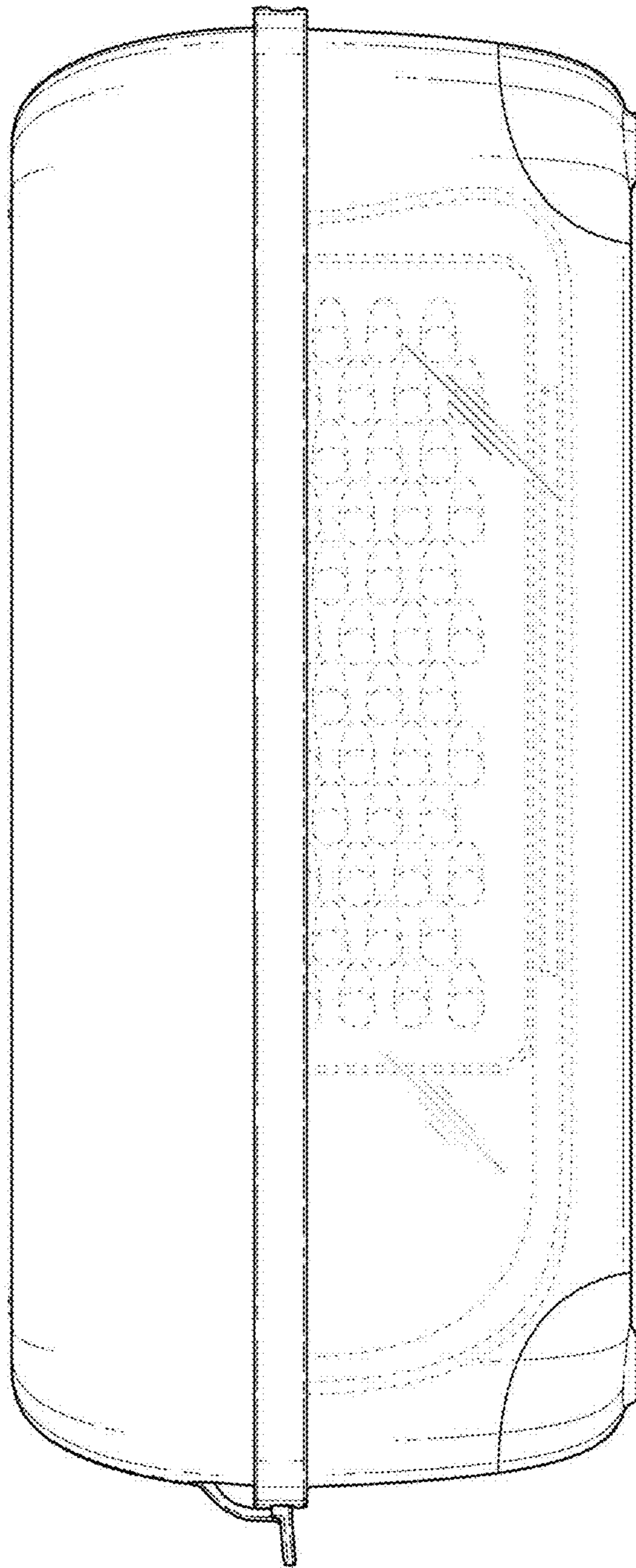


FIG. 2

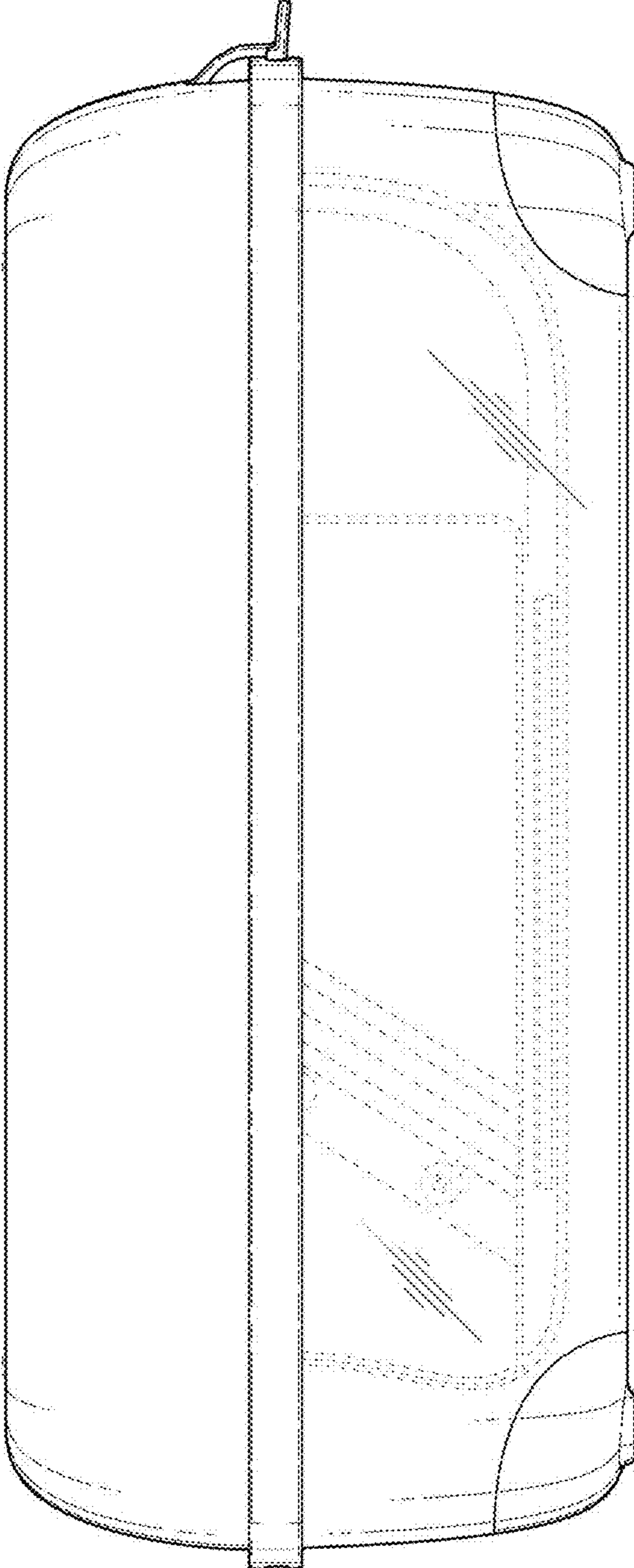


FIG. 3



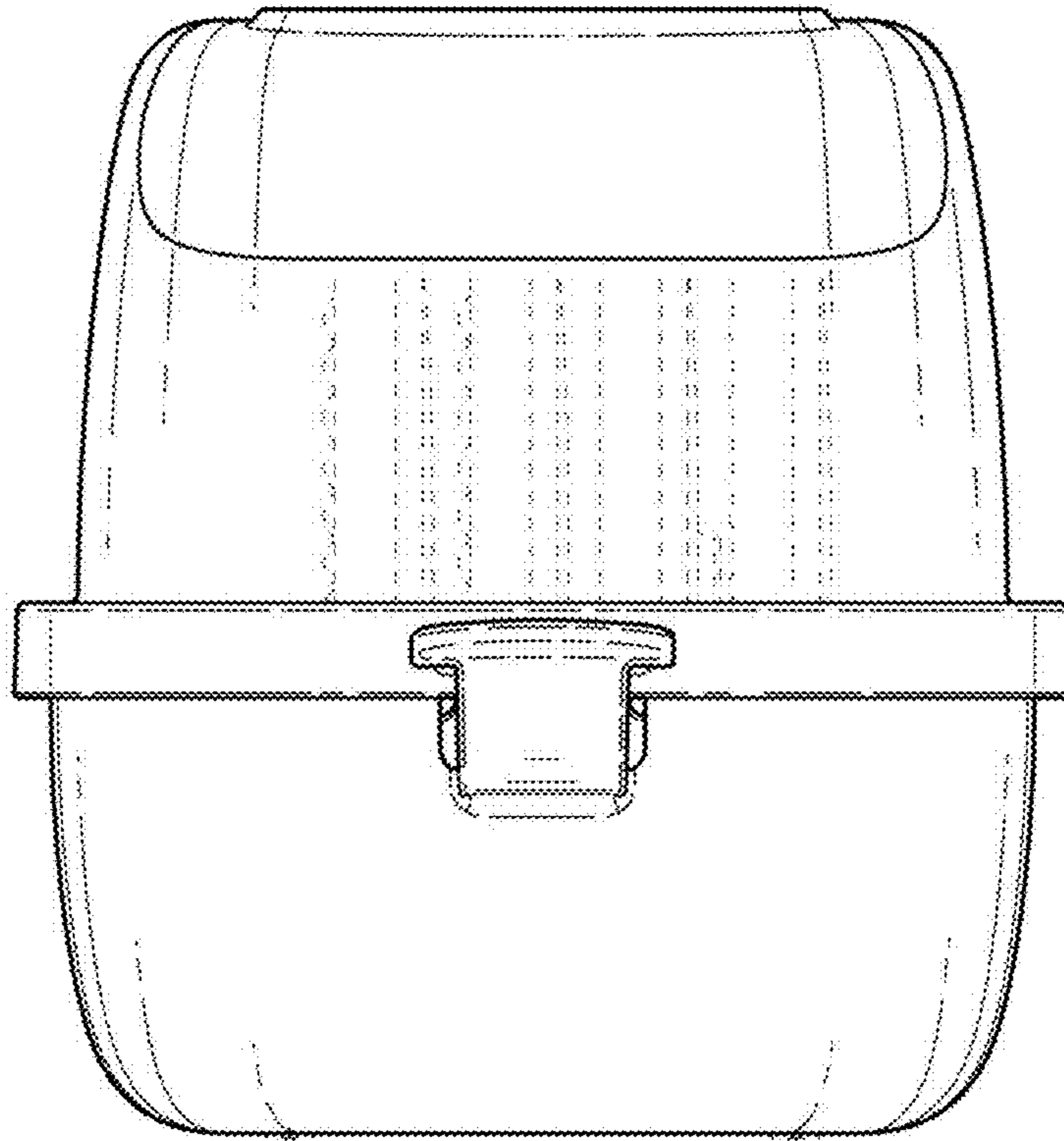


FIG. 4

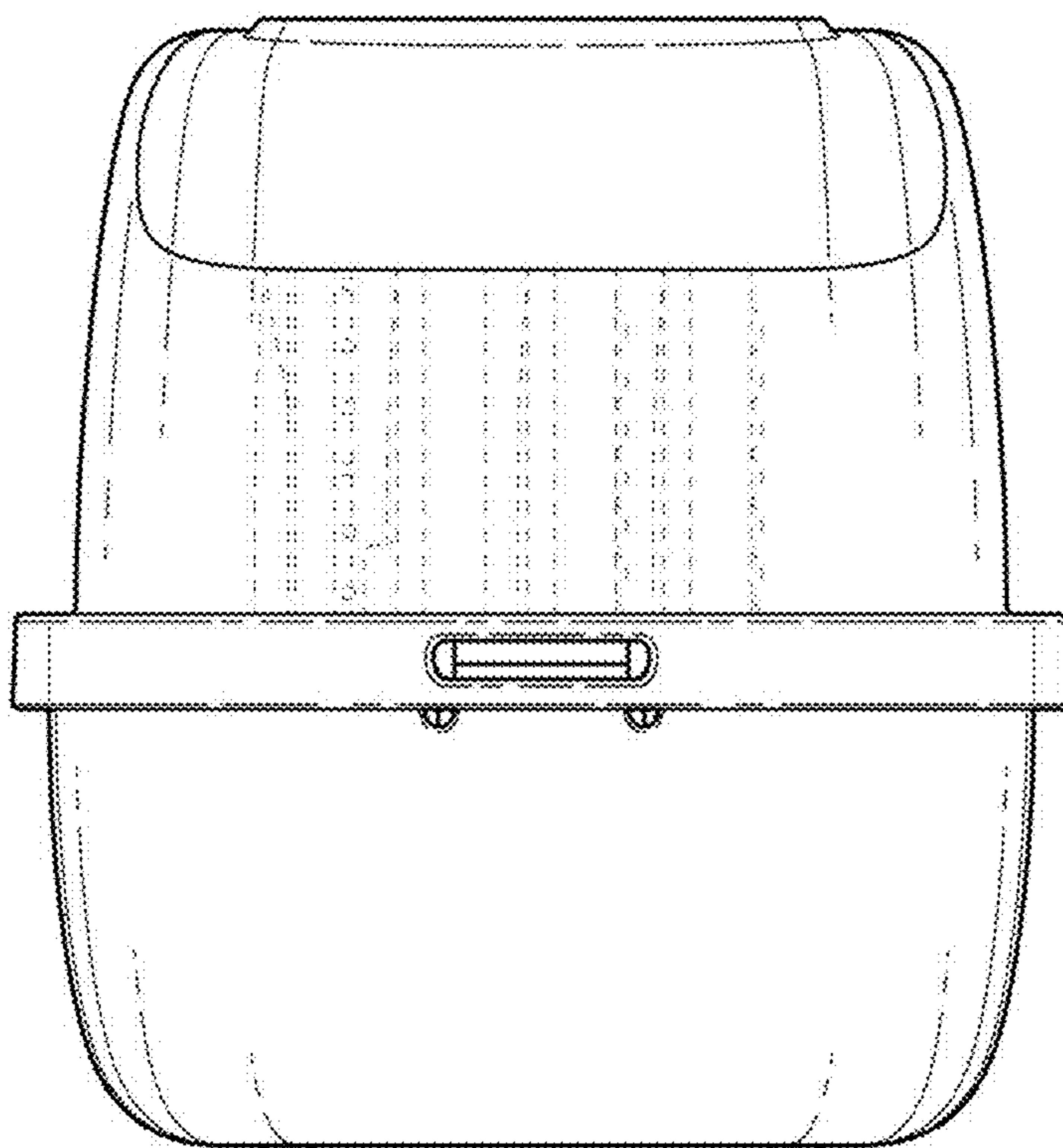


FIG. 5




FIG. 6




FIG. 7