



US00D838123S

(12) **United States Design Patent**  
**Ye et al.**

(10) **Patent No.:** **US D838,123 S**  
(45) **Date of Patent:** **\*\* Jan. 15, 2019**

(54) **INFLATABLE NECK PILLOW**  
(71) Applicant: **THE NEW GENIUS (SZ) TECHNOLOGY CO., LIMITED**,  
Shenzhen, Guangdong (CN)  
(72) Inventors: **Jianrong Ye**, Guangdong (CN); **Dong Chen**, Guangdong (CN)  
(73) Assignee: **THE NEW GENIUS (SZ) TECHNOLOGY CO., LIMITED**,  
Shenzhen (CN)  
(\*\*) Term: **15 Years**

(21) Appl. No.: **29/628,557**  
(22) Filed: **Dec. 5, 2017**

(30) **Foreign Application Priority Data**  
Nov. 21, 2017 (CN) ..... 2017 3 0576375  
(51) **LOC (11) Cl.** ..... **06-09**  
(52) **U.S. Cl.**  
USPC ..... **D6/601**  
(58) **Field of Classification Search**  
USPC ..... D6/601  
CPC ..... A47G 9/10; A47G 2009/1018; A47G 9/1027; A47G 9/1054; A47G 9/1072; A47G 9/1081; A47G 9/109  
See application file for complete search history.

(56) **References Cited**  
U.S. PATENT DOCUMENTS  
D322,380 S \* 12/1991 El-Asir ..... D6/601  
D348,174 S \* 6/1994 Genis ..... D24/191

D444,981 S \* 7/2001 Hall ..... D6/333  
6,532,611 B1 \* 3/2003 Day ..... A47C 7/383  
5/636  
7,036,168 B1 \* 5/2006 Knickerbocker ..... A47G 9/10  
5/636  
D590,198 S \* 4/2009 Nostrant ..... D6/601  
D796,231 S \* 9/2017 Levin ..... D6/601  
2017/0280902 A1 \* 10/2017 Chan ..... A47C 7/383  
2017/0290450 A1 \* 10/2017 Jaramillo ..... A47G 9/10

**FOREIGN PATENT DOCUMENTS**

CA 2868488 A1 \* 12/2014 ..... A47C 27/086  
DE 202017001411 U1 \* 3/2017 ..... A47G 9/10

\* cited by examiner

*Primary Examiner* — R. Johnson

(57) **CLAIM**

The ornamental design for an inflatable neck pillow, as shown and described.

**DESCRIPTION**

FIG. 1 is a first perspective view of an inflatable neck pillow showing our new design;  
FIG. 2 is a second perspective view thereof;  
FIG. 3 is a front elevational view thereof;  
FIG. 4 is a rear elevational view thereof;  
FIG. 5 is a left side view thereof;  
FIG. 6 is a right side view thereof;  
FIG. 7 is a top plan view thereof; and,  
FIG. 8 is a bottom plan view thereof.

**1 Claim, 8 Drawing Sheets**







FIG. 1




FIG. 2

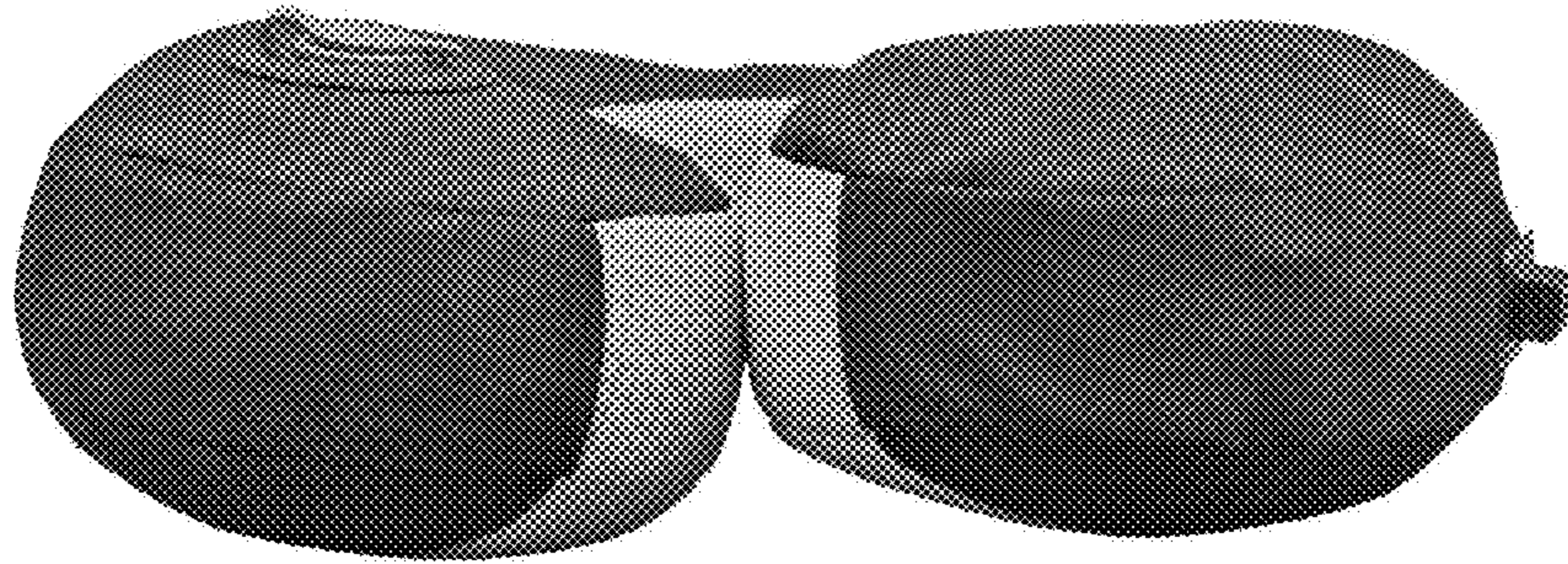


FIG. 3




FIG. 4




FIG. 5




FIG. 6

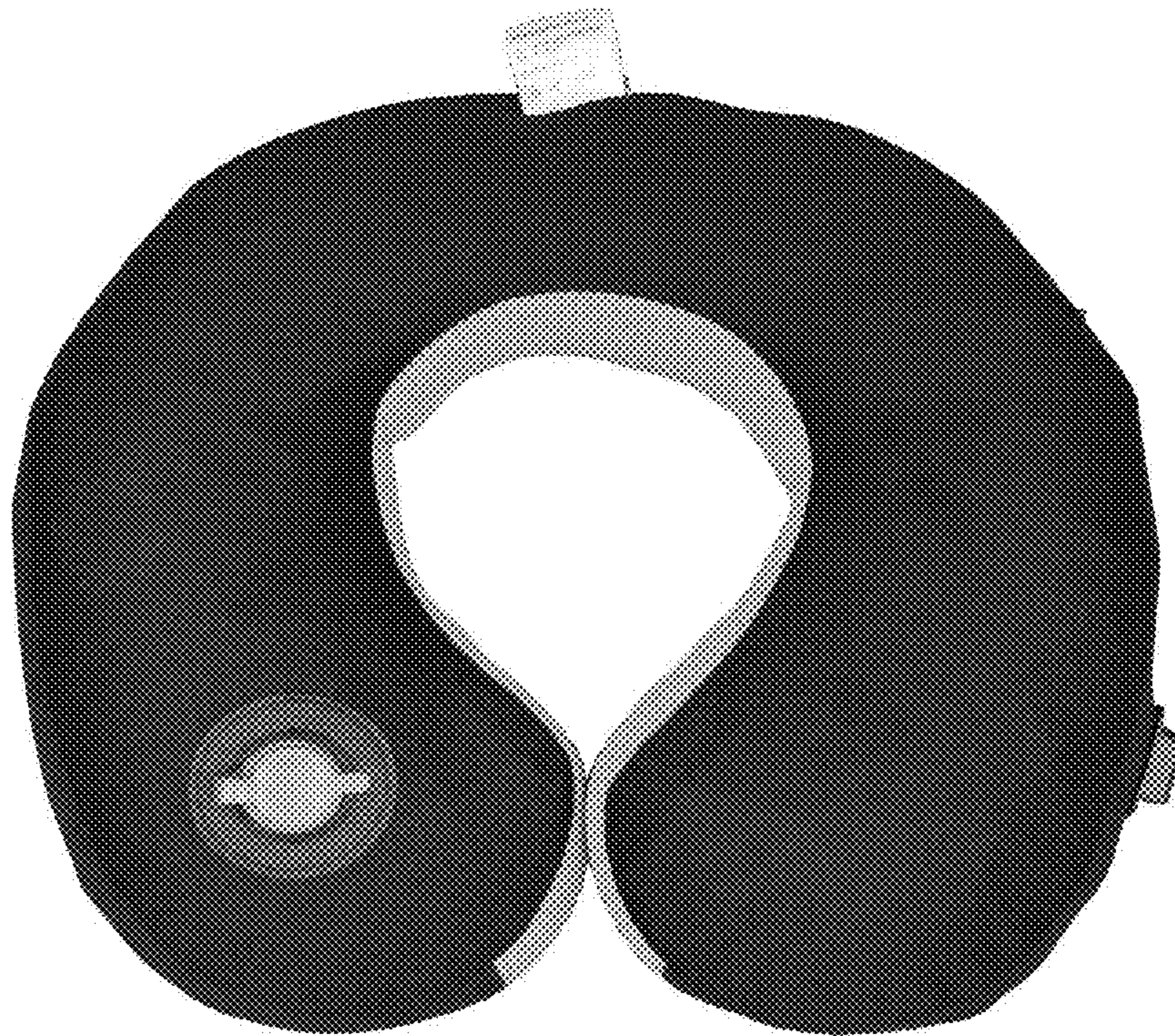


FIG. 7






FIG. 8