



US00D838101S

(12) **United States Design Patent**
Chiquito

(10) **Patent No.:** **US D838,101 S**

(45) **Date of Patent:** **** Jan. 15, 2019**

- (54) **WAIST WORN TENNIS BALL BAG**
- (71) Applicant: **Kathiuzka Chiquito**, Sebring, FL (US)
- (72) Inventor: **Kathiuzka Chiquito**, Sebring, FL (US)
- (**) Term: **15 Years**
- (21) Appl. No.: **29/597,025**
- (22) Filed: **Mar. 14, 2017**
- (51) **LOC (11) Cl.** **03-01**
- (52) **U.S. Cl.**
USPC **D3/221**
- (58) **Field of Classification Search**
USPC D3/221, 224, 226, 228, 245, 257,
D3/232-233; 224/240-241, 236, 245,
224/901, 919, 674, 677, 235, 581, 583,
224/660, 191, 253, 226, 233;
D2/627-631; 206/315.9
CPC A45F 3/00; A63B 47/00; A63B 47/001;
A45C 11/00
See application file for complete search history.

- 5,186,374 A * 2/1993 Buxton A63B 47/002
206/315.9
- 5,259,541 A * 11/1993 Reese A45F 3/00
224/663
- 5,289,960 A 3/1994 Kelly
- 5,647,523 A 7/1997 Richard
- 5,704,531 A 1/1998 Nam
- D393,364 S * 4/1998 John D3/221
- 6,216,933 B1 * 4/2001 Healy A63B 47/001
224/663
- 6,405,912 B2 * 6/2002 Giannou A45C 11/00
224/233
- D504,770 S * 5/2005 Tobin D3/221
- D513,364 S 1/2006 Tobin
- D513,557 S * 1/2006 Kalat D3/221
- D586,552 S * 2/2009 Shumate D3/221
- D630,841 S * 1/2011 Pomerantz D3/221
- 2008/0230580 A1 9/2008 Rothschild

FOREIGN PATENT DOCUMENTS

- CN 2452559 Y 10/2001
- WO 2008116102 A1 9/2008

* cited by examiner

Primary Examiner — Catherine R Oliver-Garcia

(56) **References Cited**

U.S. PATENT DOCUMENTS

- D231,682 S * 5/1974 Sacks D3/221
- D245,295 S * 8/1977 Guardino D3/221
- 4,079,871 A 3/1978 Sica
- 4,088,251 A 5/1978 Rodriguez
- 4,416,404 A 11/1983 Daniels
- 4,433,803 A * 2/1984 Liberboim A63B 47/001
224/251
- D282,694 S 2/1986 Gault
- D289,226 S * 4/1987 Zisholtz D3/221
- 4,798,319 A * 1/1989 James, Jr. A63B 47/001
224/196
- 5,064,107 A 11/1991 Ascarrunz


(57) **CLAIM**

I claim the ornamental design for a waist worn tennis ball bag, as shown and described.

DESCRIPTION

FIG. 1 is a front view of the waist worn tennis ball bag.
FIG. 2 is a rear view of the claimed design.
FIG. 3 is a left side view of the claimed design.
FIG. 4 is a right side view of the claimed design; and,
FIG. 5 is a top view of the claimed design.

1 Claim, 2 Drawing Sheets






FIG. 1

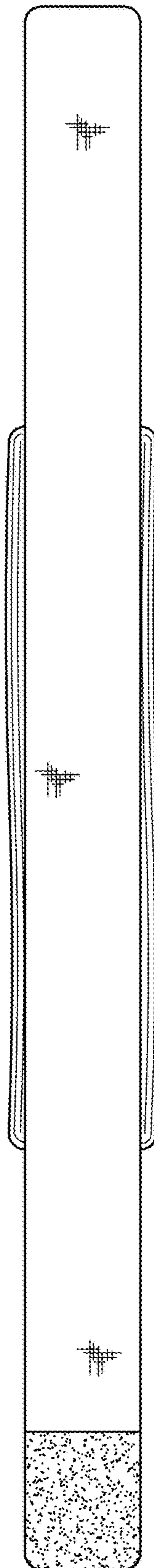


FIG. 2

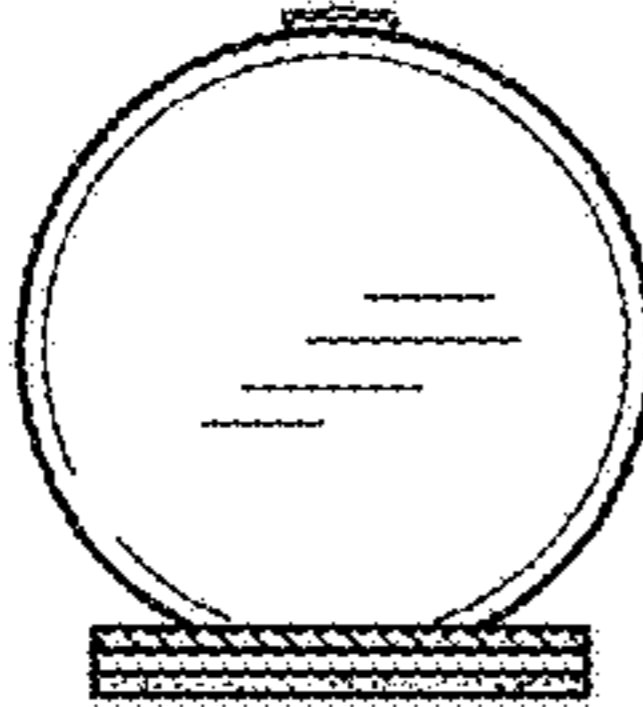


FIG. 3

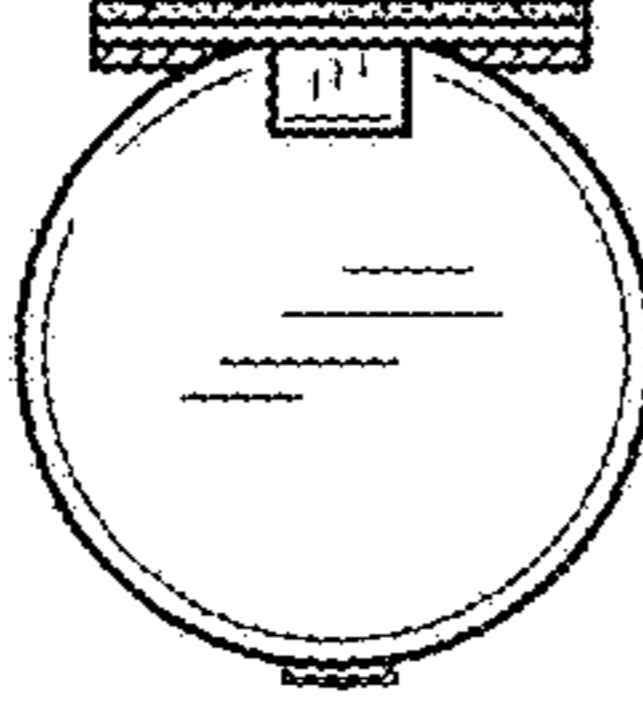


FIG. 4




FIG. 5