



US00D838087S

(12) **United States Design Patent**  
**Wang et al.**

(10) **Patent No.:** **US D838,087 S**  
(45) **Date of Patent:** **\*\* Jan. 15, 2019**

- (54) **BUMPER FOR A SHOE**
- (71) Applicant: **Alexander Wang Incorporated**, New York, NY (US)
- (72) Inventors: **Alexander Wang**, New York, NY (US); **Nicolas Jean Berny**, Porto Vecchio (FR)
- (73) Assignee: **ALEXANDER WANG INCORPORATED**, New York, NY (US)
- (\*\*) Term: **15 Years**
- (21) Appl. No.: **29/581,610**
- (22) Filed: **Oct. 20, 2016**
- (51) **LOC (11) Cl.** ..... **02-04**
- (52) **U.S. Cl.**  
USPC ..... **D2/915; D2/972**
- (58) **Field of Classification Search**  
USPC ..... D2/900, 909-915, 920, 943, 946, D2/896-898, 901-906, 969-976  
CPC .. A43C 1/00; A43B 5/04; A43B 23/00; A43B 23/02; A43B 23/081; A43B 23/08; A43B 23/082; A43B 23/30  
See application file for complete search history.

D518,946 S *	4/2006	Williams	.....	D2/972
D520,723 S *	5/2006	Hoelt	.....	D2/972
D588,793 S *	3/2009	Dillenbeck	.....	D2/946
D679,491 S *	4/2013	Issler	.....	2/971
D732,813 S *	6/2015	McClaskie	.....	D2/970
D762,371 S *	8/2016	McClaskie	.....	D2/970
D762,956 S *	8/2016	McClaskie	.....	D2/943
D762,963 S *	8/2016	McClaskie	.....	D2/970
D769,598 S *	10/2016	McClaskie	.....	D2/910
D770,157 S *	11/2016	McClaskie	.....	D2/970

\* cited by examiner

*Primary Examiner* — Rashida C. Walshon

(74) *Attorney, Agent, or Firm* — Arent Fox LLP

(56) **References Cited**

U.S. PATENT DOCUMENTS

D122,454 S *	9/1940	Ascheim	.....	D2/911
D136,965 S *	1/1944	Wharton	.....	D2/911
D412,391 S *	8/1999	Covatch	.....	D2/913
6,367,170 B1 *	4/2002	Williams	.....	A43B 23/086
				36/77 M
D516,281 S *	3/2006	Williams	.....	D2/946


(57) **CLAIM**

What is claimed is an ornamental design for a bumper for a shoe, as shown and described.

**DESCRIPTION**

FIG. 1 is a top, front left perspective view of a bumper for a shoe showing our new design;  
 FIG. 2 is a top, front right perspective view of the design shown in FIG. 1; and,  
 FIG. 3 is a top, front left perspective view of the bumper for a shoe, showing the bumper for a shoe in an example use condition.  
 The broken lines showing a shoe in FIG. 3 are for the purposes of illustrating environment and form no part of the claimed design, and the broken lines on the bumper in FIG. 1 and the broken lines on the bumper in FIG. 2 depict portions of the bumper for a shoe that form no part of the claimed design.

**1 Claim, 2 Drawing Sheets**






FIG. 1

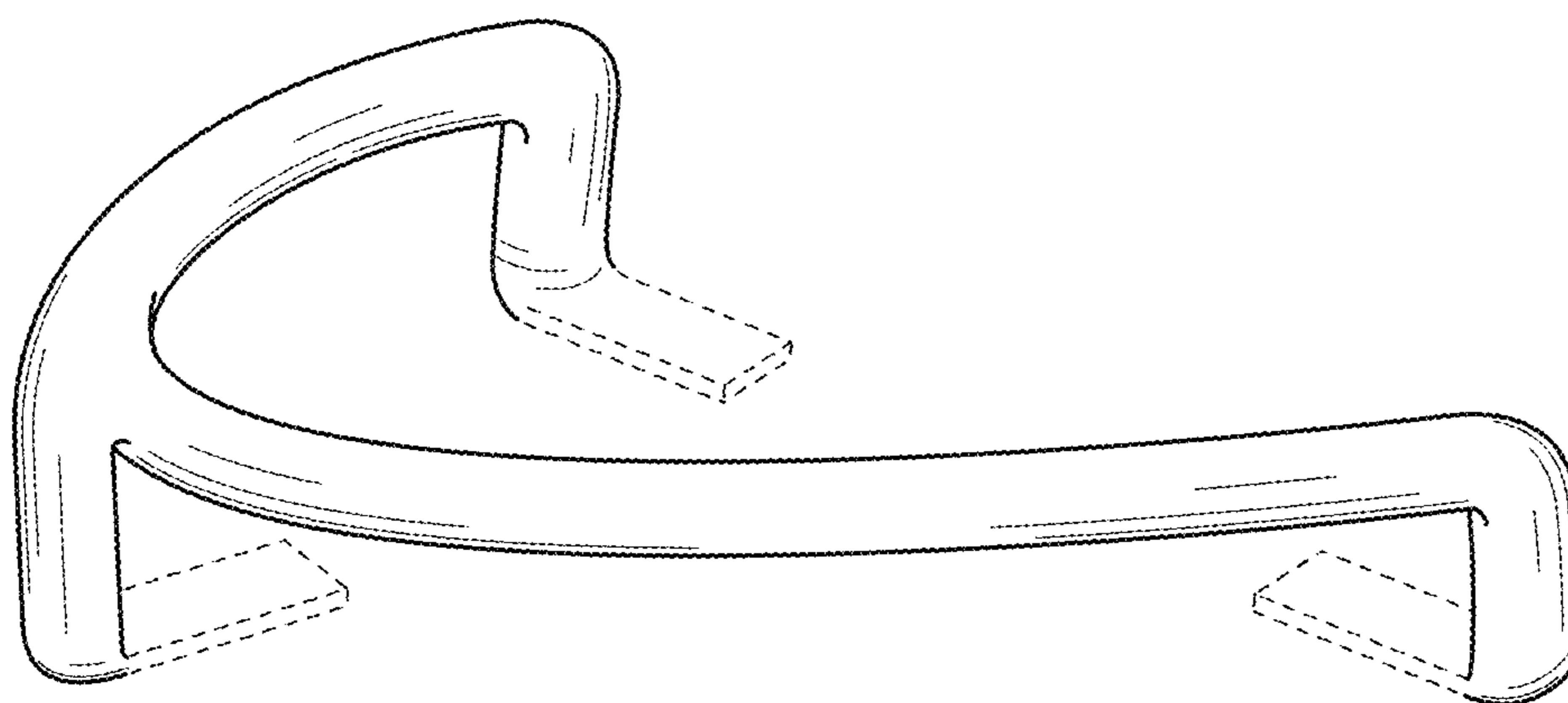


FIG. 2



FIG. 3