



US00D838070S

(12) **United States Design Patent**  
**Chen**

(10) **Patent No.:** **US D838,070 S**

(45) **Date of Patent:** **\*\* Jan. 8, 2019**

(54) **ABRASIVE CLEANING DEVICE**  
(71) Applicant: **Prime Supply Inc.**, Taichung (TW)

D761,162 S \* 7/2016 Mochinaga ..... D12/160  
D791,667 S \* 7/2017 Prasad ..... D12/207  
D823,212 S \* 7/2018 Prasad ..... D12/207

(72) Inventor: **Wen Pin Chen**, Taichung (TW)  
(73) Assignee: **PRIME SUPPLY INC.**, Taichung (TW)  
(\*\*) Term: **15 Years**

\* cited by examiner

*Primary Examiner* — Michelle E. Wilson  
(74) *Attorney, Agent, or Firm* — Mark M. Friedman

(21) Appl. No.: **29/577,374**

(57) **CLAIM**

(22) Filed: **Sep. 13, 2016**

(51) **LOC (11) Cl.** ..... **07-05**

The ornamental design for an abrasive cleaning device, as shown.

(52) **U.S. Cl.**  
USPC ..... **D32/35**

(58) **Field of Classification Search**  
USPC ..... D12/400, 204–213; D23/411, 249, 250,  
D23/252, 253; D21/495, 561, 563, 763,  
D21/771, 779; D32/25, 35, 39;  
D4/119–120; D8/70  
See application file for complete search history.

**DESCRIPTION**

FIG. 1 is an isometric view of an abrasive cleaning device showing my design;  
FIG. 2 is a top view thereof;  
FIG. 3 is a side view thereof;  
FIG. 4 is a front view thereof; and,  
FIG. 5 is a bottom view thereof.

(56) **References Cited**  
U.S. PATENT DOCUMENTS

D500,719 S \* 1/2005 Baker ..... D12/207  
D719,493 S \* 12/2014 Mochinaga ..... D12/160

**1 Claim, 5 Drawing Sheets**

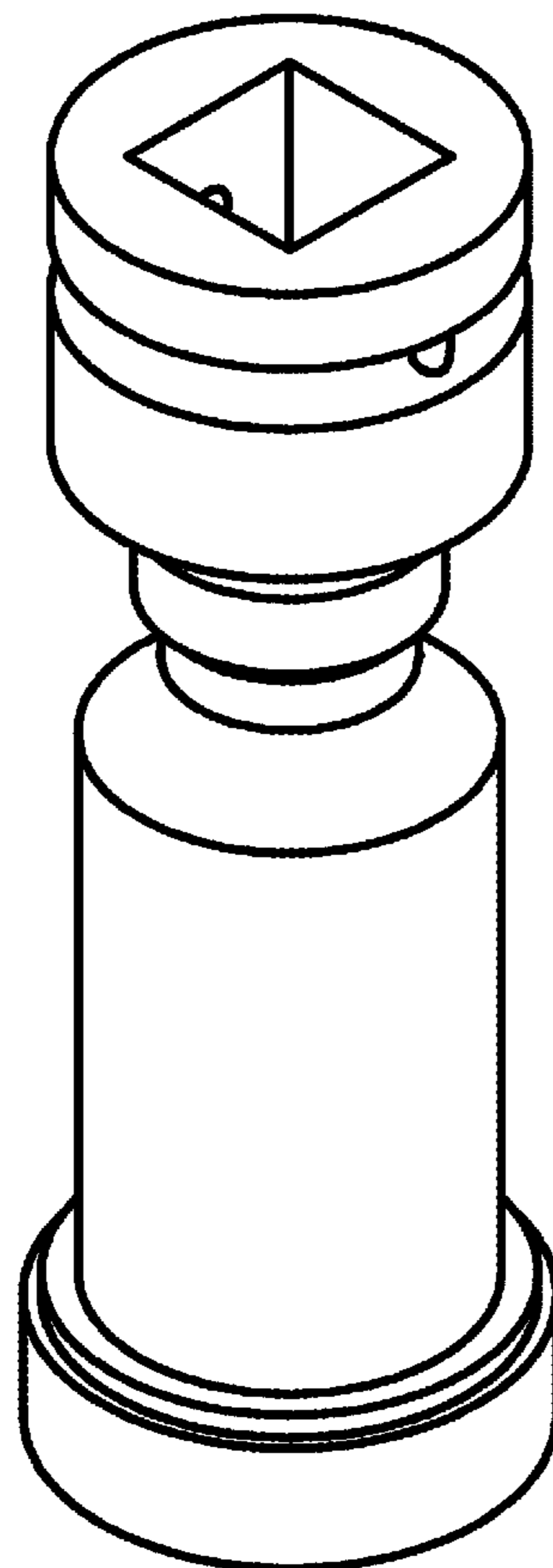


FIG. 1

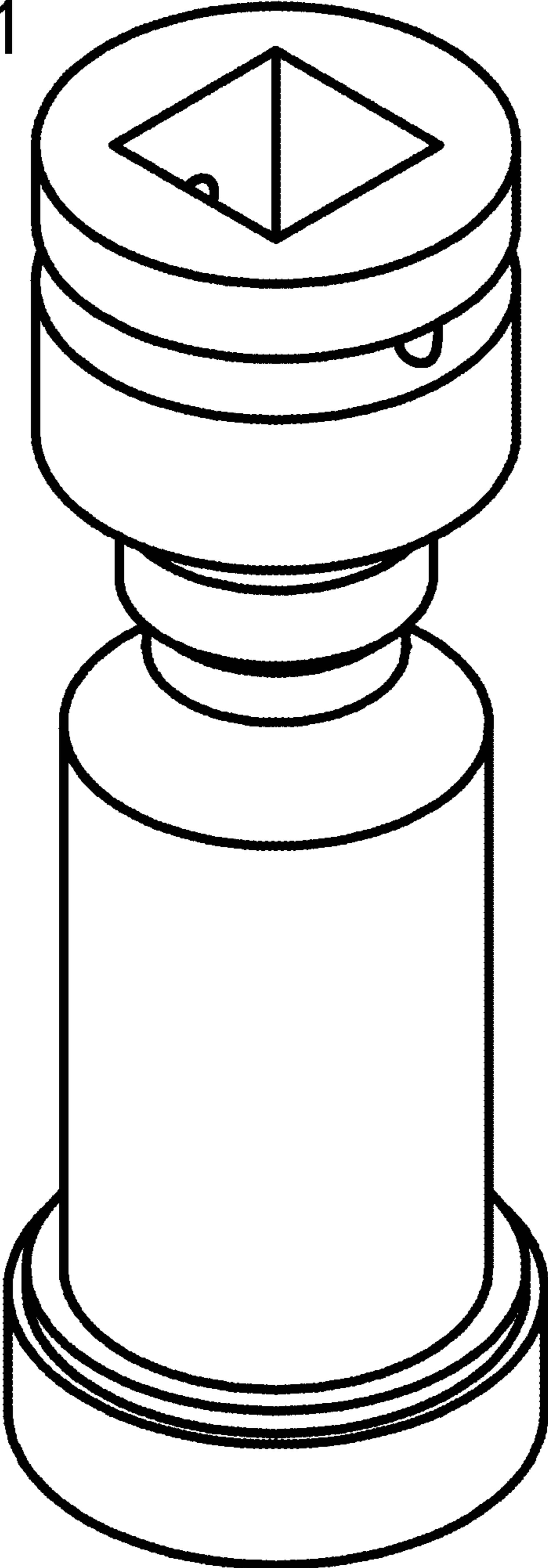


FIG. 2

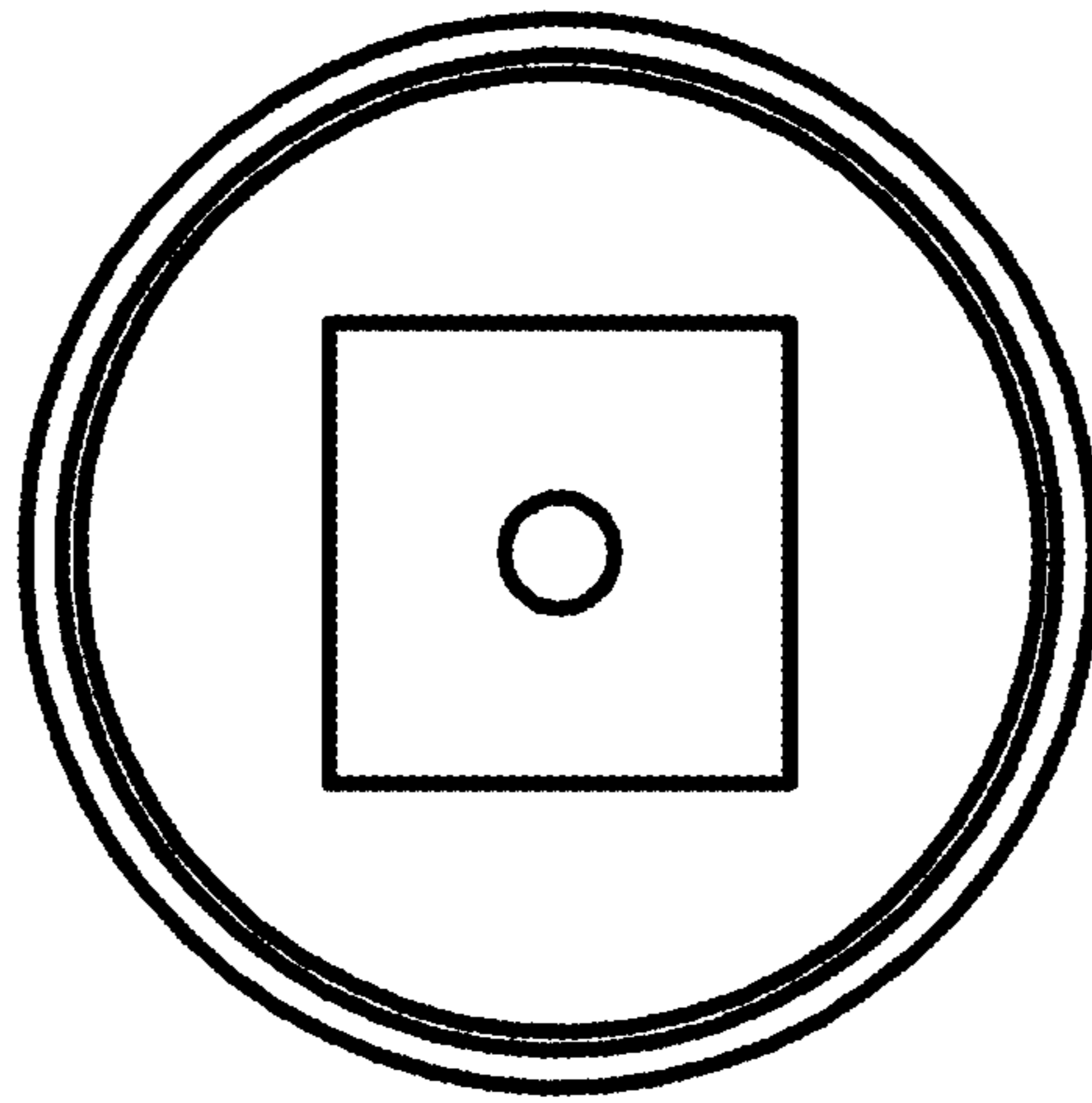


FIG. 3



FIG. 4



FIG. 5

