



US00D838036S

(12) **United States Design Patent** (10) **Patent No.:** **US D838,036 S**  
**Thomas** (45) **Date of Patent:** **\*\* Jan. 8, 2019**

(54) **HEAD LAMP LENS FOR A VEHICLE**  
(71) Applicant: **Jaguar Land Rover Limited**, Whitley, Coventry (GB)  
(72) Inventor: **Gareth Thomas**, Coventry (GB)  
(73) Assignee: **Jaguar Land Rover Limited**, Whitley, Coventry (GB)

(\*\*) Term: **15 Years**  
(21) Appl. No.: **29/603,184**  
(22) Filed: **May 8, 2017**

(30) **Foreign Application Priority Data**  
Nov. 11, 2016 (EM) ..... 003459510-0005  
(51) **LOC (11) Cl.** ..... **26-99**  
(52) **U.S. Cl.**  
USPC ..... **D26/139**  
(58) **Field of Classification Search**  
USPC ..... D26/28-36, 139  
CPC ..... B60Q 9/13; B60Q 9/135; B60Q 9/1375;  
F21S 48/00; F21S 48/10; F21S 48/115;  
F21S 48/225; F21S 48/1233; F21S  
48/1266; F21S 48/1388; F21S 48/2268;  
F21V 21/04

See application file for complete search history.

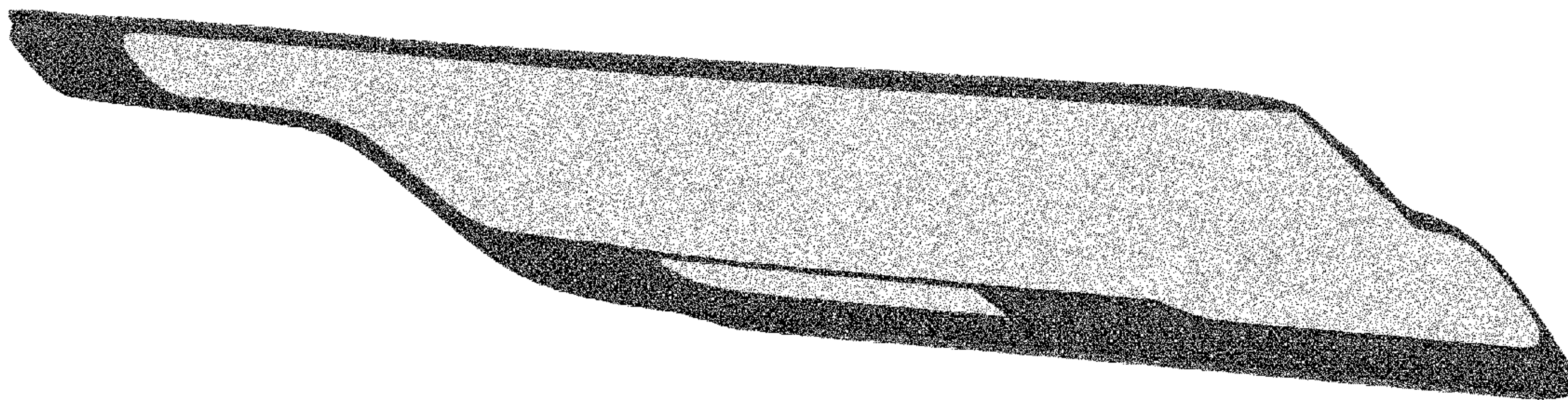
(56) **References Cited**  
U.S. PATENT DOCUMENTS  
D538,956 S \* 3/2007 Ishii ..... D26/28  
D544,614 S \* 6/2007 Markefka ..... D26/28  
D561,358 S \* 2/2008 Tachibana ..... D26/28  
D570,007 S \* 5/2008 Hsu ..... D26/28  
D582,587 S \* 12/2008 Yang ..... D26/28  
D690,852 S \* 10/2013 Cooney ..... D26/28

\* cited by examiner  
*Primary Examiner* — Marcus A Jackson  
(74) *Attorney, Agent, or Firm* — Wood Herron & Evans LLP

(57) **CLAIM**  
The ornamental design for a head lamp lens for a vehicle, as shown and described.

**DESCRIPTION**  
FIG. 1 is a front left perspective view of a head lamp lens for a vehicle according to the present invention.  
FIG. 2 is a front right perspective view of the head lamp lens for a vehicle shown in FIG. 1.  
FIG. 3 is a rear left perspective view thereof.  
FIG. 4 is a rear right perspective view thereof.  
FIG. 5 is a front view thereof.  
FIG. 6 is a rear view thereof.  
FIG. 7 is a left side view thereof.  
FIG. 8 is a right side view thereof; and,  
FIG. 9 is a top view thereof.

**1 Claim, 9 Drawing Sheets**





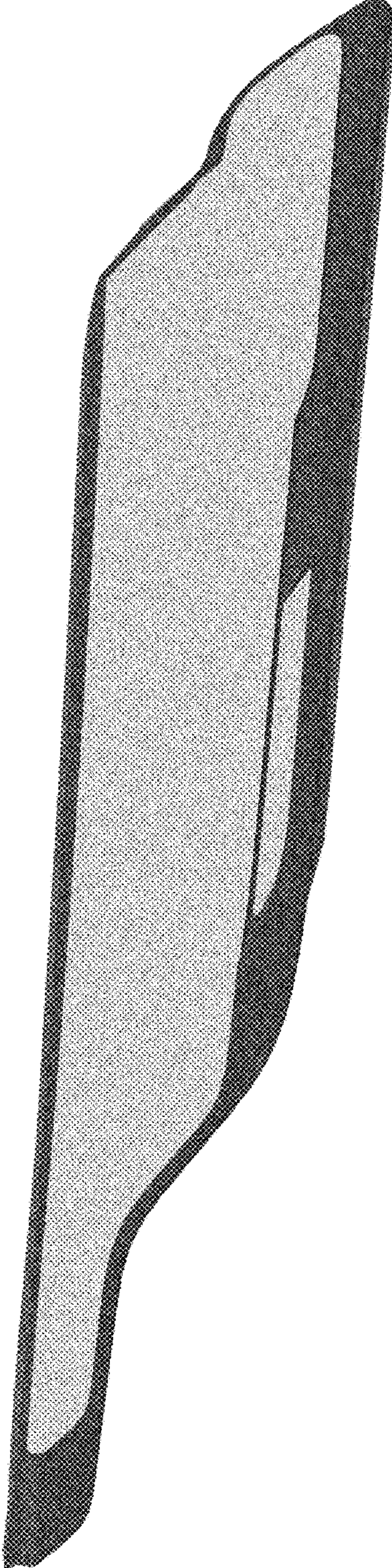


FIG. 1






FIG. 2






FIG. 3



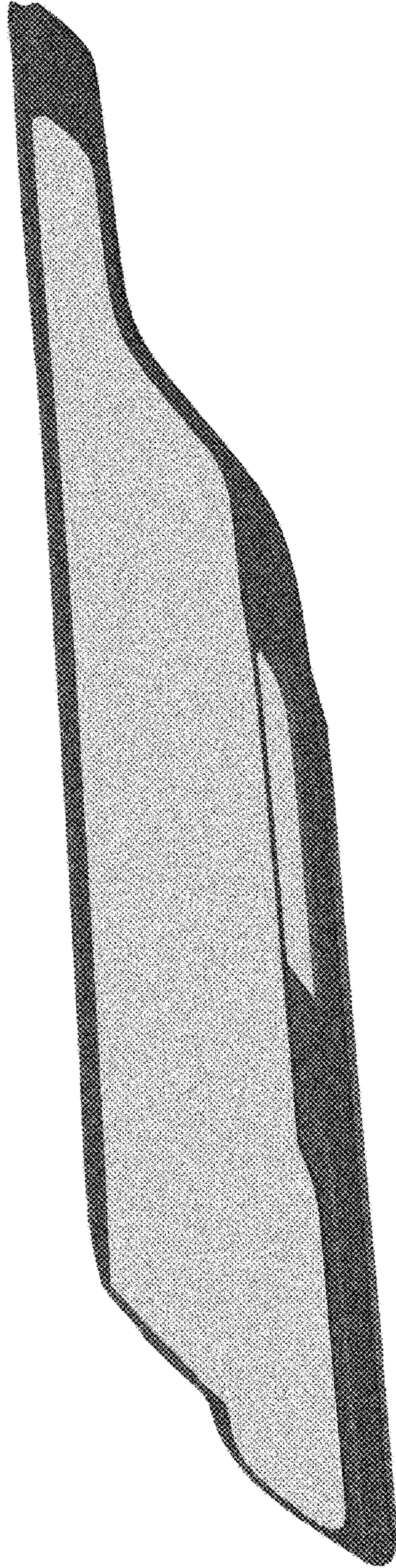


FIG. 4



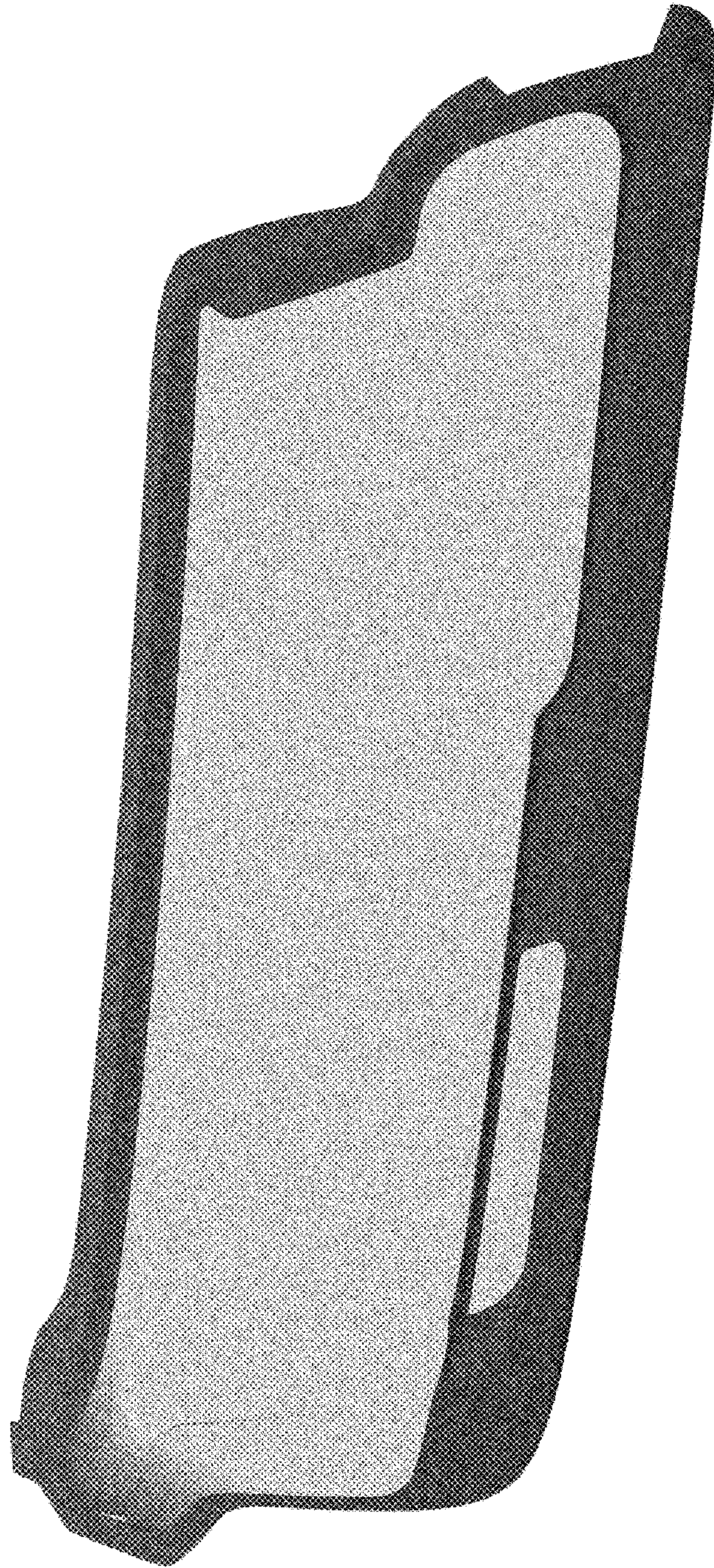


FIG. 5



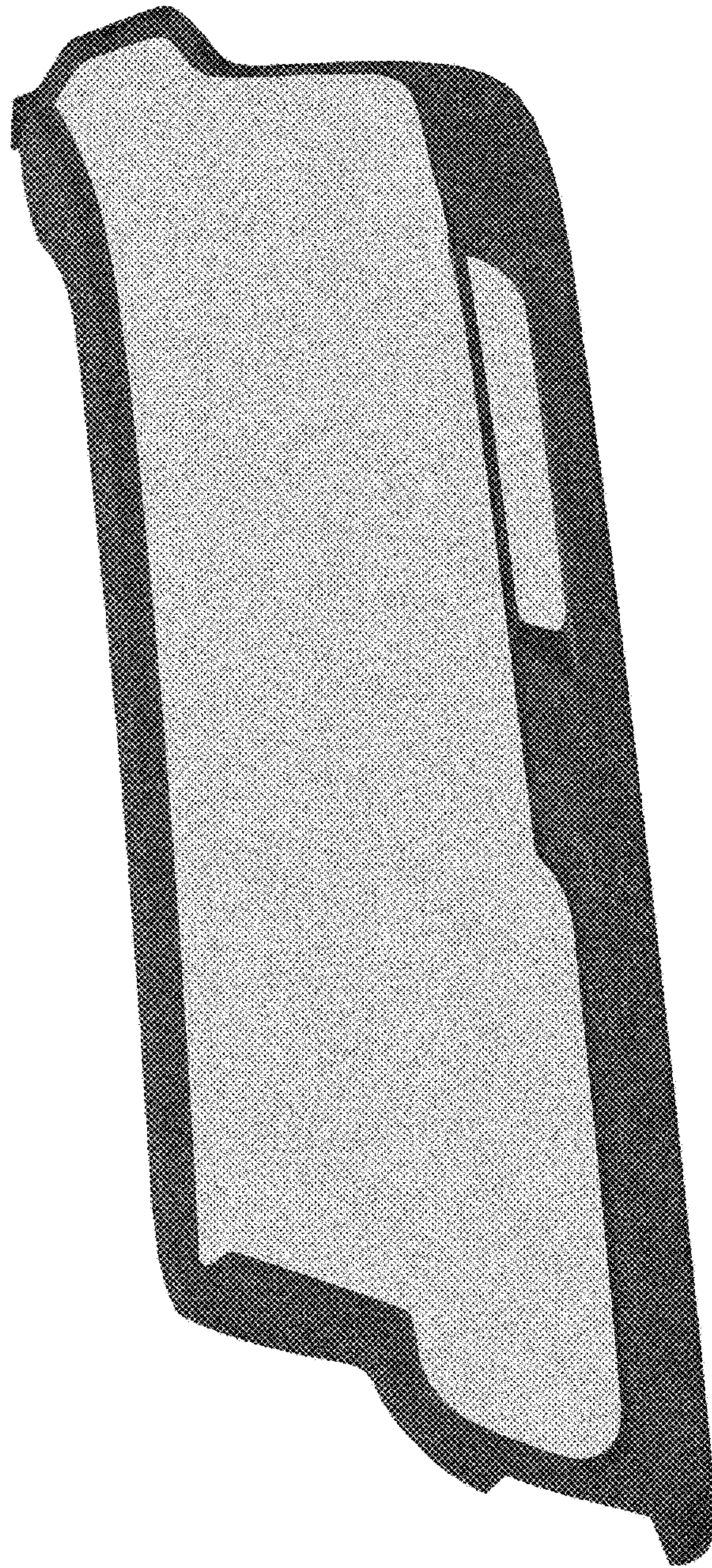


FIG. 6



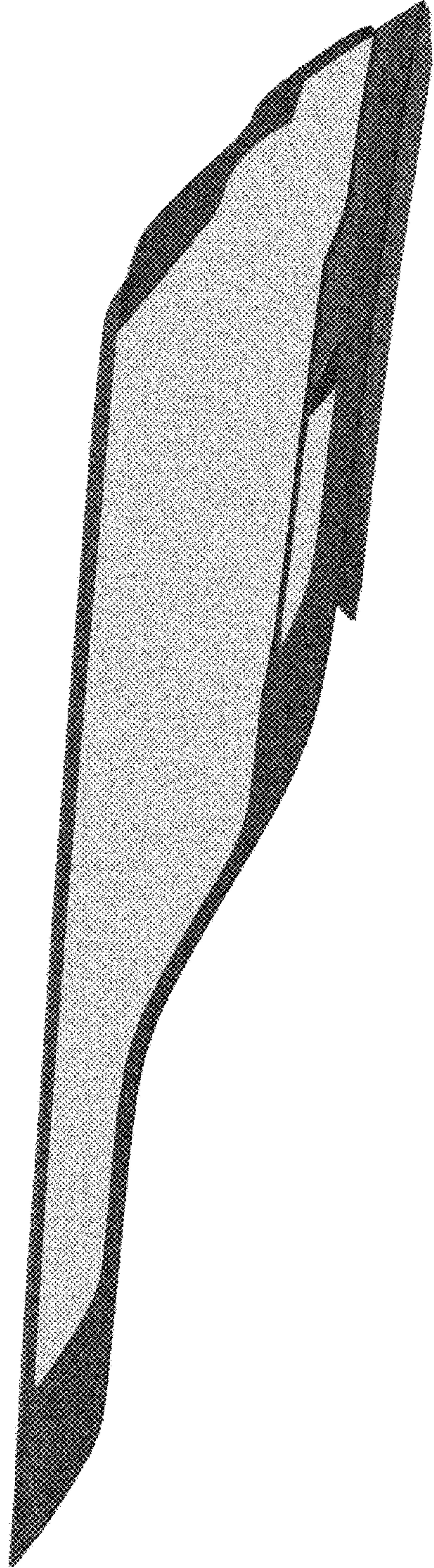


FIG. 7



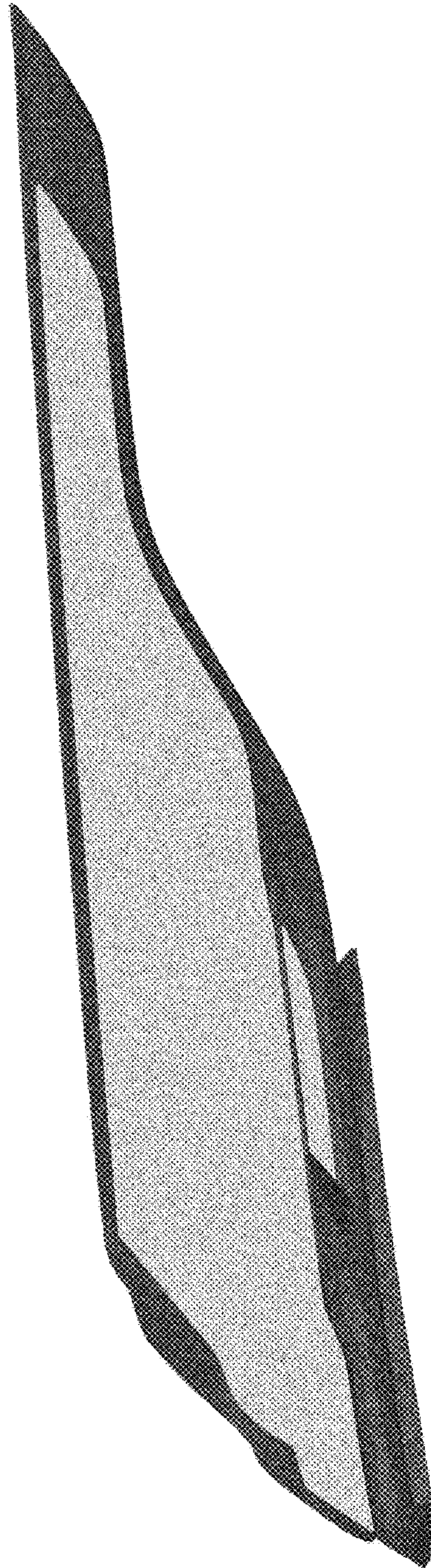


FIG. 8



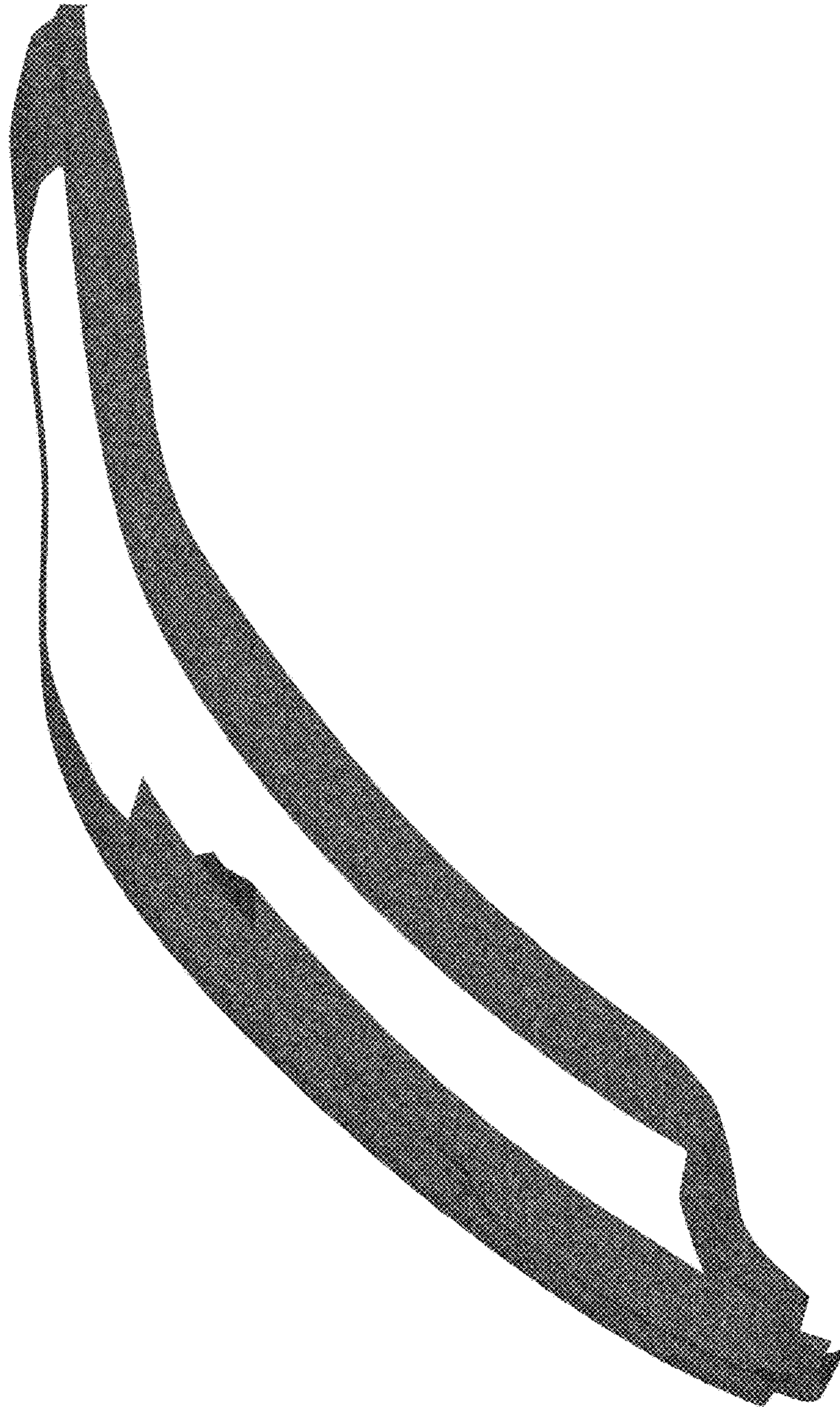


FIG. 9