



US00D837985S

(12) **United States Design Patent** (10) **Patent No.:** **US D837,985 S**
Park (45) **Date of Patent:** **** Jan. 8, 2019**

(54) **CAST**
(71) Applicant: **WOORI MATERIAL INC.**, Daejeon (KR)
(72) Inventor: **Jong Chil Park**, Daejeon (KR)
(73) Assignee: **WOORI MATERIAL INC.**, Daejeon (KR)
(**) Term: **15 Years**
(21) Appl. No.: **29/590,332**
(22) Filed: **Jan. 9, 2017**

Related U.S. Application Data

(63) Continuation of application No. 29/589,490, filed on Dec. 31, 2016.
(51) **LOC (11) Cl.** **24-02**
(52) **U.S. Cl.**
USPC **D24/190**
(58) **Field of Classification Search**
USPC ... D24/189, 190, 191, 192, 110.6, 144, 152, D24/170, 181, 182, 155, 133, 169; D25/38.1, 39, 45, 69; D13/150, 153, D13/182; D8/356; 602/6, 14, 5, 1, 47, 602/59; D21/305, 330, 340, 403, 453, D21/482; D17/3, 22, 23, 24, 99; D5/1, D5/2, 3, 21, 25, 29, 35, 37, 39, 53, 59, D5/60, 61, 30, 31, 55, 56, 57, 58, 62, 63, D5/64, 65, 66, 99; D6/705.6; D7/607; 220/739; 229/403; D11/201, 221; 24/381-383, 385-387, 414-417, 421, 24/422, 427-431, 433, 405
CPC A61F 2240/001; A61F 2250/0014; A61F 2250/0037; A61F 13/04; A61L 15/07; B29C 33/3857; B29C 33/40; B29C 39/42
See application file for complete search history.

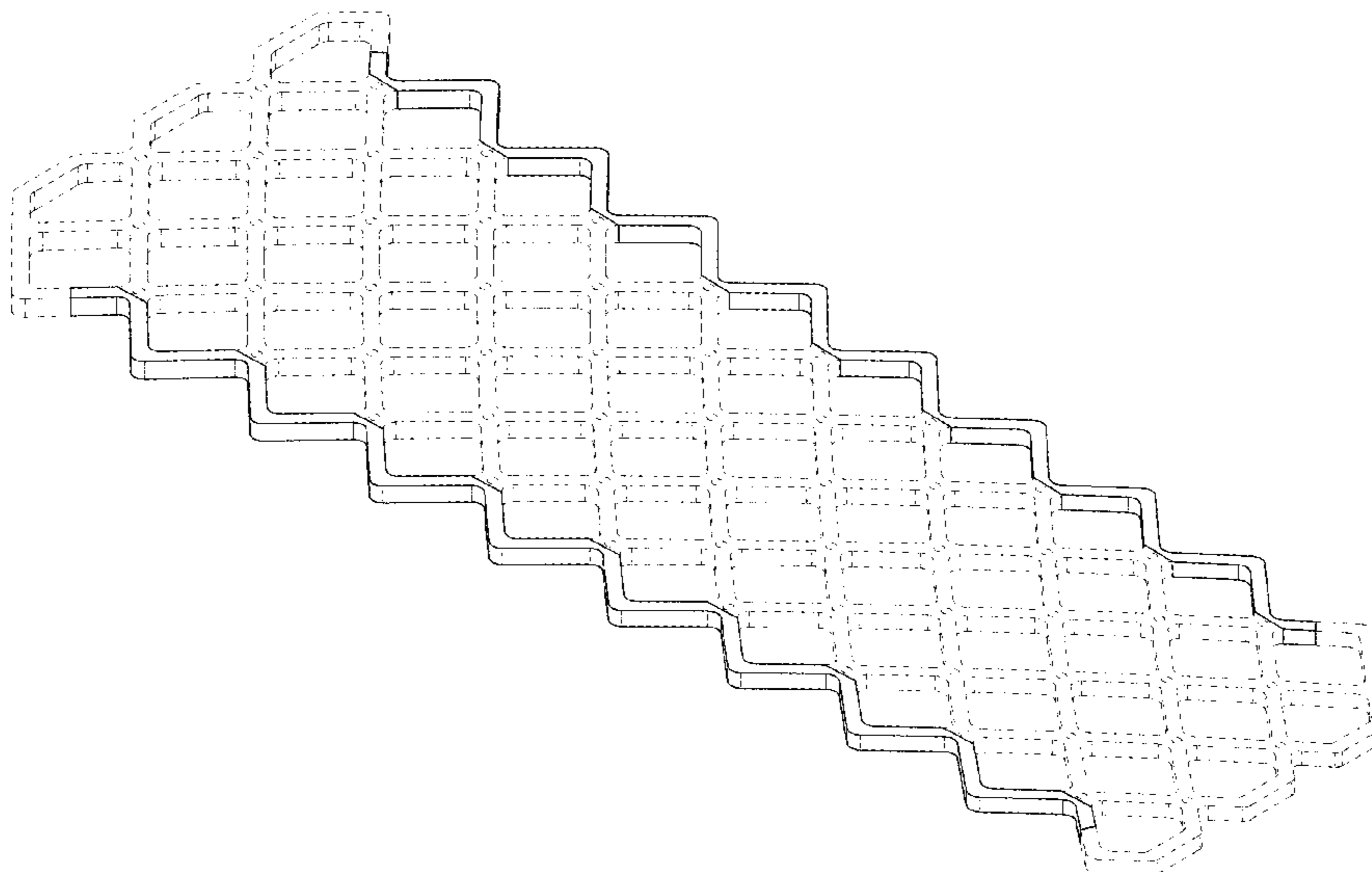
(56) **References Cited**
U.S. PATENT DOCUMENTS
D31,092 S * 6/1899 Kitselman D25/45
1,907,990 A * 5/1933 Manske E04F 13/06
29/6.2
2,346,318 A * 4/1944 Guilherme C14B 1/00
12/142 V
2,977,265 A * 3/1961 Forsberg B28B 1/265
156/197
D204,314 S * 4/1966 Bright D25/100
D218,597 S * 9/1970 Stone D25/154
D230,884 S * 3/1974 Johnson et al. 47/47
D370,566 S * 6/1996 Koster D5/1
D383,947 S * 9/1997 Schaefer 220/739
D408,665 S * 4/1999 Von Gunten D25/69
D417,108 S * 11/1999 Von Gunten D6/705.6
D445,617 S * 7/2001 Von Gunten D25/69
6,673,029 B1 * 1/2004 Watson A61F 13/04
602/6
D573,142 S * 7/2008 Amato D14/239
(Continued)

Primary Examiner — Cathron C Brooks
Assistant Examiner — Samantha Q. Lawrence
(74) *Attorney, Agent, or Firm* — Maschoff Brennan

(57) **CLAIM**
The ornamental design for a cast, as shown and described.

DESCRIPTION
FIG. 1 is a perspective view of a cast showing a new design;
FIG. 2 is a front view thereof;
FIG. 3 is a back view thereof;
FIG. 4 is a top view thereof;
FIG. 5 is a bottom view thereof;
FIG. 6 is a right view thereof; and,
FIG. 7 is a left view thereof.
The broken lines shown in FIGS. 1-7 illustrate portions of the cast that form no part of the claimed design.

1 Claim, 7 Drawing Sheets



(56)

References Cited

U.S. PATENT DOCUMENTS

D637,891 S * 5/2011 Chikiri D8/356
D745,704 S * 12/2015 Tesaro D25/69
D774,836 S * 12/2016 Bussey, Jr. D7/607
9,566,371 B2 * 2/2017 Zheng A61F 2/82
9,730,819 B2 * 8/2017 Yan A61F 2/915
D804,829 S * 12/2017 Austin D5/58
D815,741 S * 4/2018 Schuldt-Hempe D24/155
9,943,426 B2 * 4/2018 Sirhan A61F 2/89
2014/0081381 A1 * 3/2014 Kim A61F 2/90
623/1.16
2017/0266024 A1 * 9/2017 Kumazawa A61F 2/915
2018/0021128 A1 * 1/2018 Bruchman A61F 2/2409

* cited by examiner

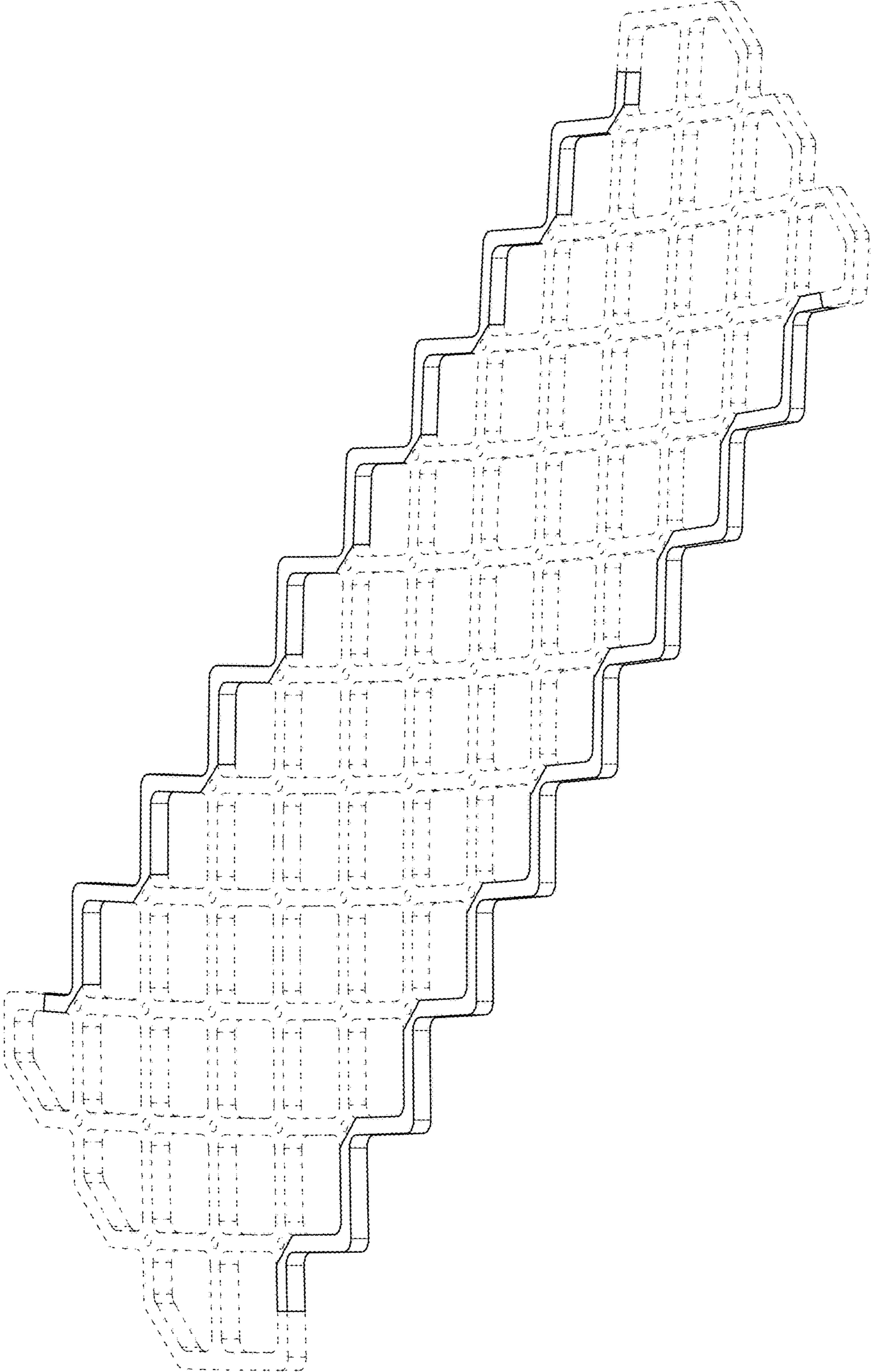


FIG. 1

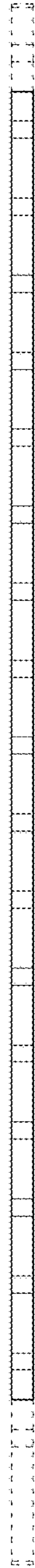


FIG. 2

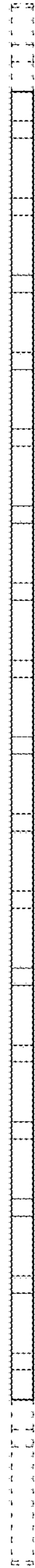


FIG. 3




FIG. 4




FIG. 5

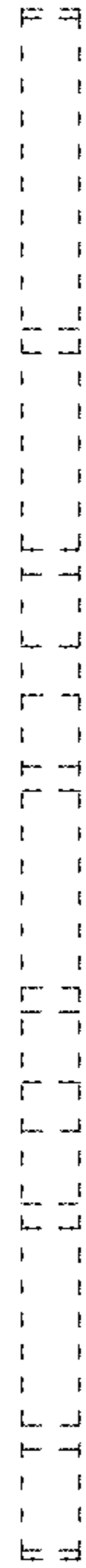


FIG. 6

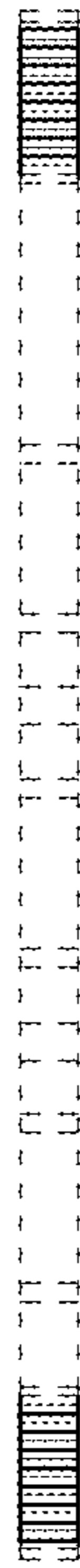


FIG. 7