



US00D837968S

(12) **United States Design Patent**
Formica et al.

(10) **Patent No.:** **US D837,968 S**
(45) **Date of Patent:** **** Jan. 8, 2019**

(54) **PRESSURIZED AIR DELIVERY CONSOLE**

(71) Applicant: **ResMed Limited**, Bella Vista, New South Wales (AU)

(72) Inventors: **Justin John Formica**, Sydney (AU);
Joseph Samuel Ormrod, Sydney (AU);
Jamie Graeme Wehbeh, Sydney (AU)

(73) Assignee: **ResMed Limited**, Bella Vista (AU)

(**) Term: **15 Years**

(21) Appl. No.: **29/596,703**

(22) Filed: **Mar. 10, 2017**

Related U.S. Application Data

(62) Division of application No. 29/520,116, filed on Mar. 11, 2015, now Pat. No. Des. 790,683.

(51) **LOC (11) Cl.** **24-01**

(52) **U.S. Cl.**
USPC **D24/108**; D24/110; D24/164

(58) **Field of Classification Search**
USPC D24/107–108, 110–114, 127, 162, 164,
D24/185–186; D27/101, 163
CPC A61M 16/16; A61M 15/0085; A61M
11/005; A61M 16/00; A61M 16/0063;
A61M 16/0057; A61M 16/0066; A61M
15/002; A61B 5/097

See application file for complete search history.

(56) **References Cited**

U.S. PATENT DOCUMENTS

4,993,435 A * 2/1991 McCann A24F 13/00
131/175
D421,298 S 2/2000 Kenyon
D427,675 S 7/2000 Hansel
D467,335 S 12/2002 Lithgow
D468,011 S 12/2002 Lithgow

(Continued)

OTHER PUBLICATIONS

Somnetics International, Inc., Transcend©, Transcend© Quick Guide, 2014, 10 pages.

(Continued)

Primary Examiner — Karen E Kearney

Assistant Examiner — Lilyana Bekic

(74) *Attorney, Agent, or Firm* — Nixon & Vanderhye P.C.

(57) **CLAIM**

The ornamental design for a pressurized air delivery console, as shown and described.

DESCRIPTION

FIG. 1 is a front perspective view of a pressurized air delivery console according to a first embodiment showing our new ornamental design;

FIG. 2 is a left side view thereof;

FIG. 3 is a right side view thereof;

FIG. 4 is a top view thereof;

FIG. 5 is a bottom view thereof;

FIG. 6 is a front view thereof;

FIG. 7 is a rear view thereof;

FIG. 8 is a reverse perspective view thereof;

FIG. 9 is a front perspective view of a pressurized air delivery console according to a second embodiment showing our new ornamental design;

FIG. 10 is a left side view thereof;

FIG. 11 is a right side view thereof;

FIG. 12 is a top view thereof;

FIG. 13 is a bottom view thereof;

FIG. 14 is a front view thereof;

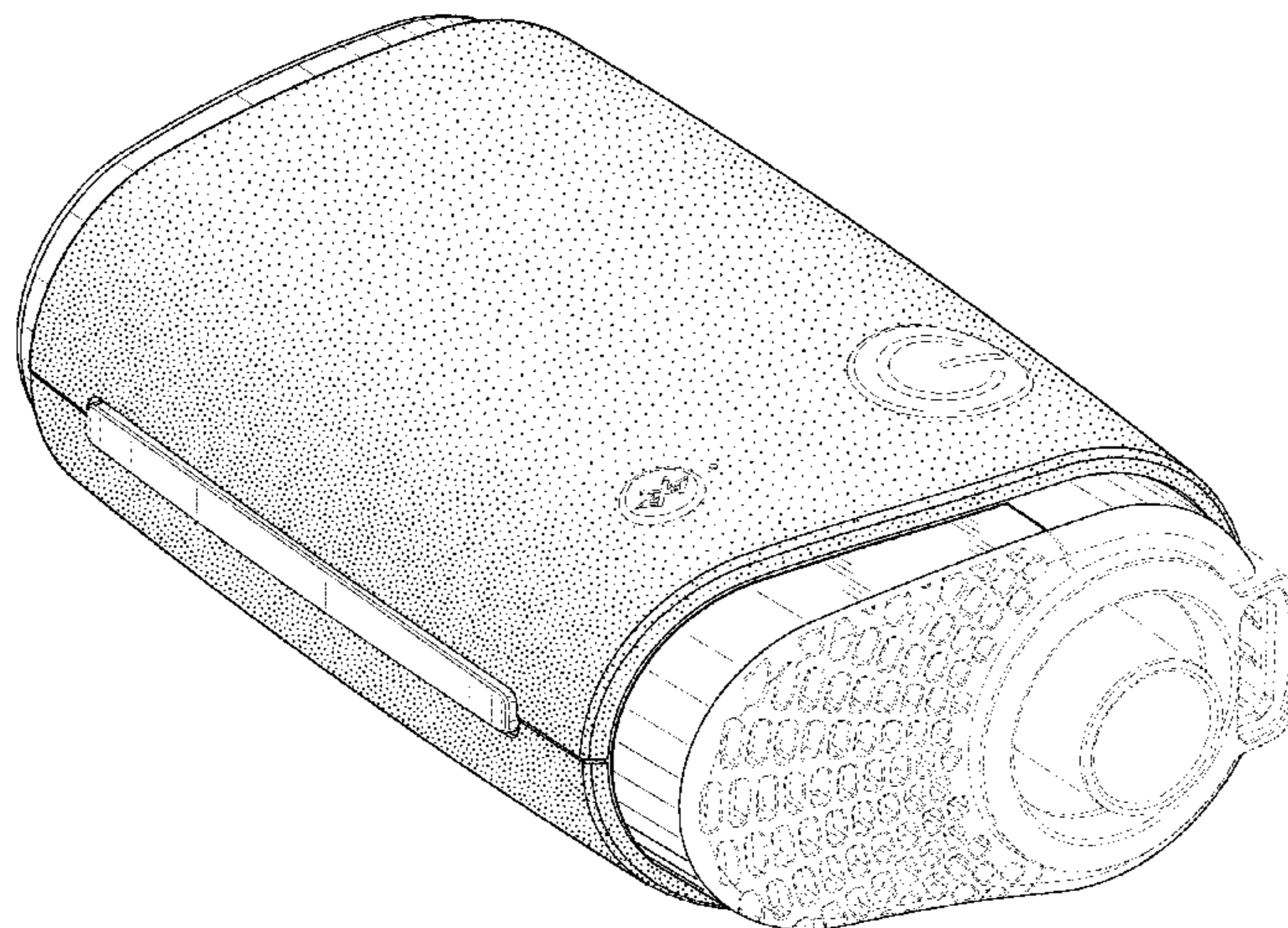
FIG. 15 is a rear view thereof; and,

FIG. 16 is a reverse perspective view thereof.

The broken lines illustrate portions of the pressurized air delivery console that form no part of the claimed design.

Stippling and line shading have been used in the drawings to indicate a contrast in appearance.

1 Claim, 14 Drawing Sheets



(56)

References Cited

U.S. PATENT DOCUMENTS

D476,077 S 6/2003 Lithgow
 D477,868 S 7/2003 Lithgow
 D487,311 S 3/2004 Lithgow
 D493,520 S 7/2004 Bertinetti
 D493,884 S 8/2004 Virr
 D497,203 S 10/2004 Lithgow
 D498,527 S 11/2004 Virr
 D498,528 S 11/2004 Van Brunt
 D504,945 S 5/2005 Van Brunt
 D528,212 S 9/2006 Conway
 D544,591 S 6/2007 Snow
 D544,598 S 6/2007 Lithgow
 D545,954 S 7/2007 Snow
 D549,321 S 8/2007 Snow
 D549,341 S 8/2007 Ross
 D550,349 S 9/2007 Lithgow
 D560,795 S 1/2008 Lithgow
 D570,473 S 6/2008 Hamaguchi
 D585,540 S 1/2009 Lithgow
 D604,830 S 11/2009 Lithgow
 D627,044 S 11/2010 Virr
 8,006,691 B2 8/2011 Kenyon
 D658,283 S 4/2012 Burz
 D659,235 S 5/2012 Bertinetti
 D675,730 S 2/2013 Lithgow
 D708,316 S * 7/2014 Bertinetti D24/110
 D710,989 S * 8/2014 Bertinetti D24/110
 D725,768 S 3/2015 Eustis et al.
 D728,855 S * 5/2015 Liu D27/163
 D729,366 S * 5/2015 Kauss D23/360
 D729,936 S 5/2015 Reback
 D729,937 S 5/2015 Acker
 D731,050 S 6/2015 Meyer
 D738,489 S 9/2015 Formica
 D740,929 S 10/2015 Pipe
 D743,099 S * 11/2015 Oglesby D27/101
 D743,556 S 11/2015 Bath
 D744,108 S 11/2015 Verma
 D745,137 S 12/2015 Pipe
 D758,656 S * 6/2016 Freshwater D27/163
 D759,804 S 6/2016 Singh
 9,375,543 B2 6/2016 Librett
 D771,308 S * 11/2016 Saydar A61M 15/00
 D27/163

D771,799 S 11/2016 Formica
 D774,180 S 12/2016 Wu
 D775,346 S 12/2016 Bath
 D775,762 S * 1/2017 Chen D27/101
 D776,256 S 1/2017 Formica
 D776,802 S 1/2017 Loew
 D790,683 S * 6/2017 Formica D24/108
 D798,428 S 9/2017 Cork
 D800,377 S * 10/2017 Liu D27/101
 D801,521 S 10/2017 Hyde
 D804,341 S 12/2017 Rowland
 D806,859 S 1/2018 Formica
 2007/0023045 A1 * 2/2007 Kwok A61M 16/0057
 128/204.23
 2007/0193582 A1 8/2007 Kwok
 2008/0072900 A1 3/2008 Kenyon
 2010/0229867 A1 9/2010 Bertinetti
 2011/0017212 A1 1/2011 Kenyon
 2011/0155132 A1 6/2011 Virr
 2012/0029376 A1 2/2012 Meng
 2013/0008440 A1 * 1/2013 Maurer A61M 16/16
 128/203.12
 2014/0131904 A1 5/2014 Tang
 2014/0299130 A1 10/2014 Librett et al.
 2014/0299132 A1 10/2014 Librett et al.
 2014/0299406 A1 10/2014 Librett et al.
 2015/0023782 A1 1/2015 Velzy
 2015/0231358 A1 8/2015 Smith
 2015/0306332 A1 * 10/2015 Bafle A61M 16/0875
 128/202.27
 2017/0348498 A1 12/2017 Salter
 2018/0043125 A1 2/2018 Bencke
 2018/0071471 A1 3/2018 Kirolos
 2018/0078730 A1 3/2018 Bath

OTHER PUBLICATIONS

Human Design Medical, LLC, Z1™ Getting Started Guide, 2013, 2 pages.
 Formica et al., Design U.S. Appl. No. 29/549,630, filed Dec. 28, 2015, entitled "Pressurized Air Delivery Console".
 Formica et al., Design U.S. Appl. No. 29/557,711, filed Mar. 11, 2016, entitled "Air Delivery Module and/or Components Thereof".
 Formica et al., Design U.S. Appl. No. 29/520,116, filed Mar. 11, 2015, entitled "Pressurized Air Delivery Console".

* cited by examiner

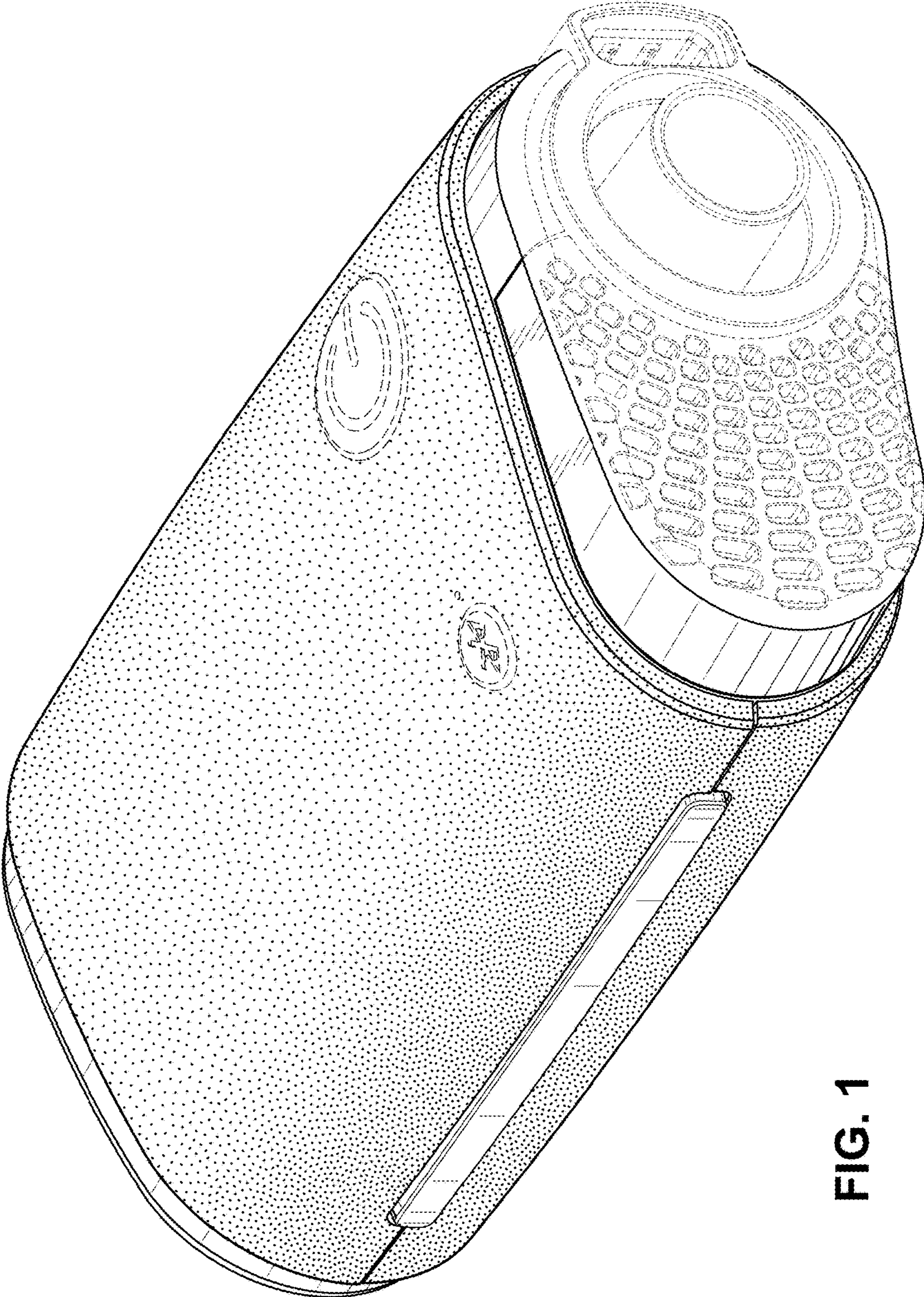


FIG. 1

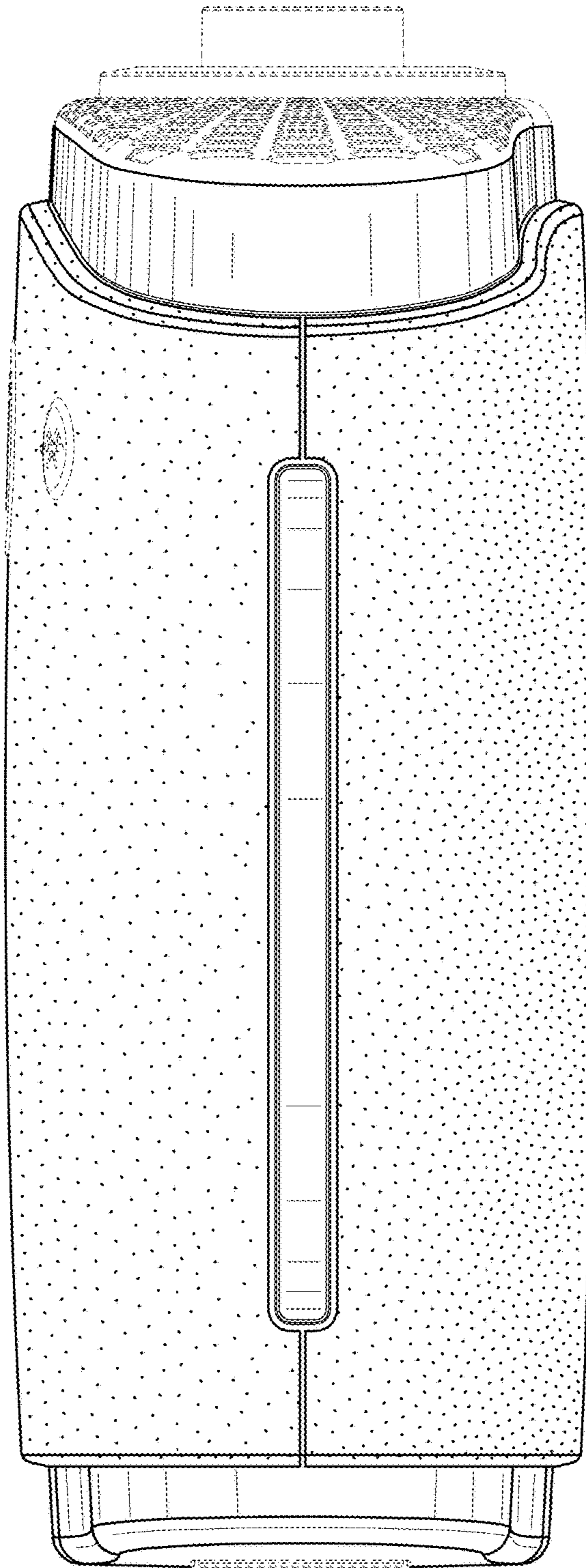


FIG. 2




FIG. 3




FIG. 4




FIG. 5

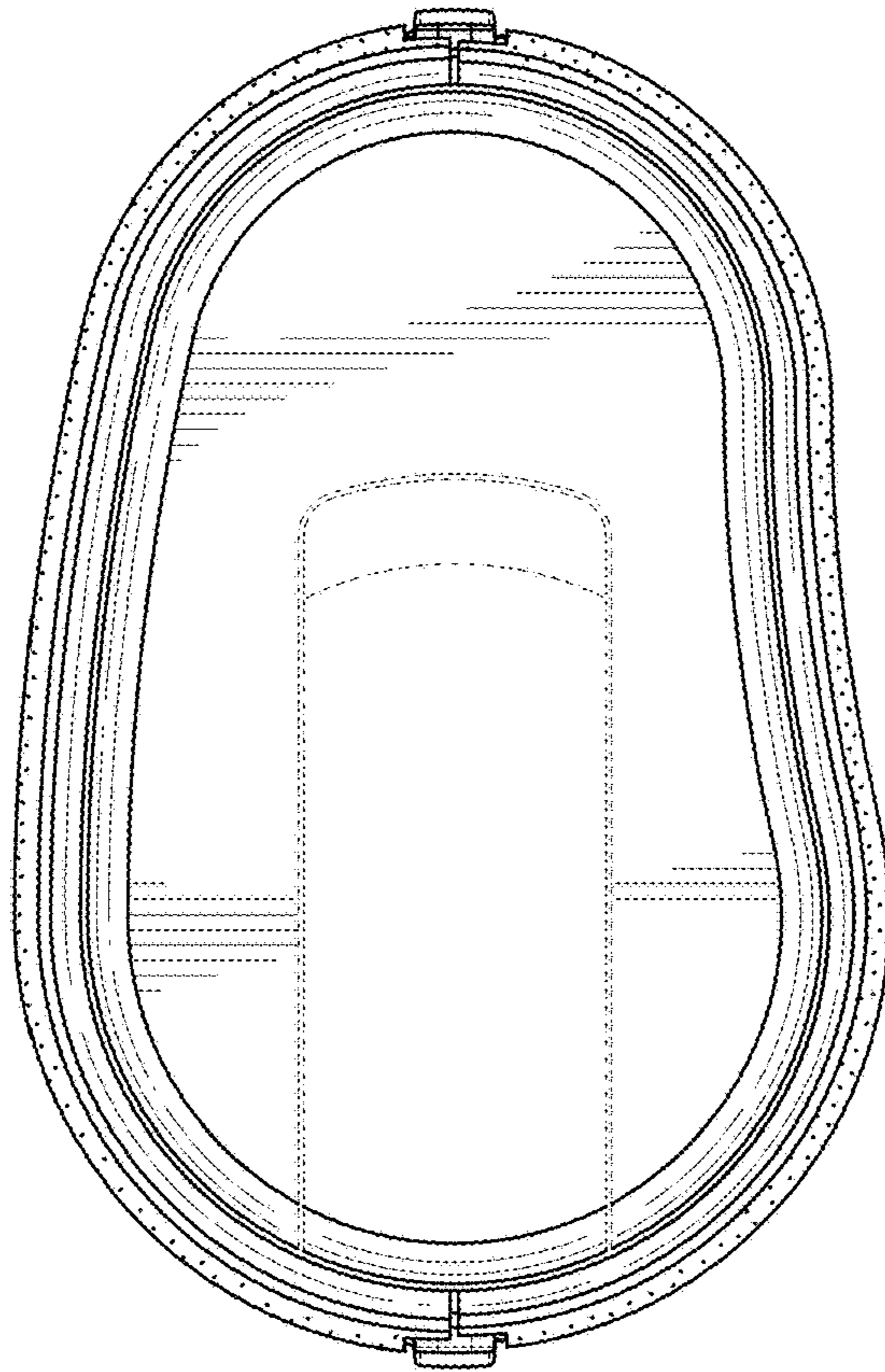


FIG. 7

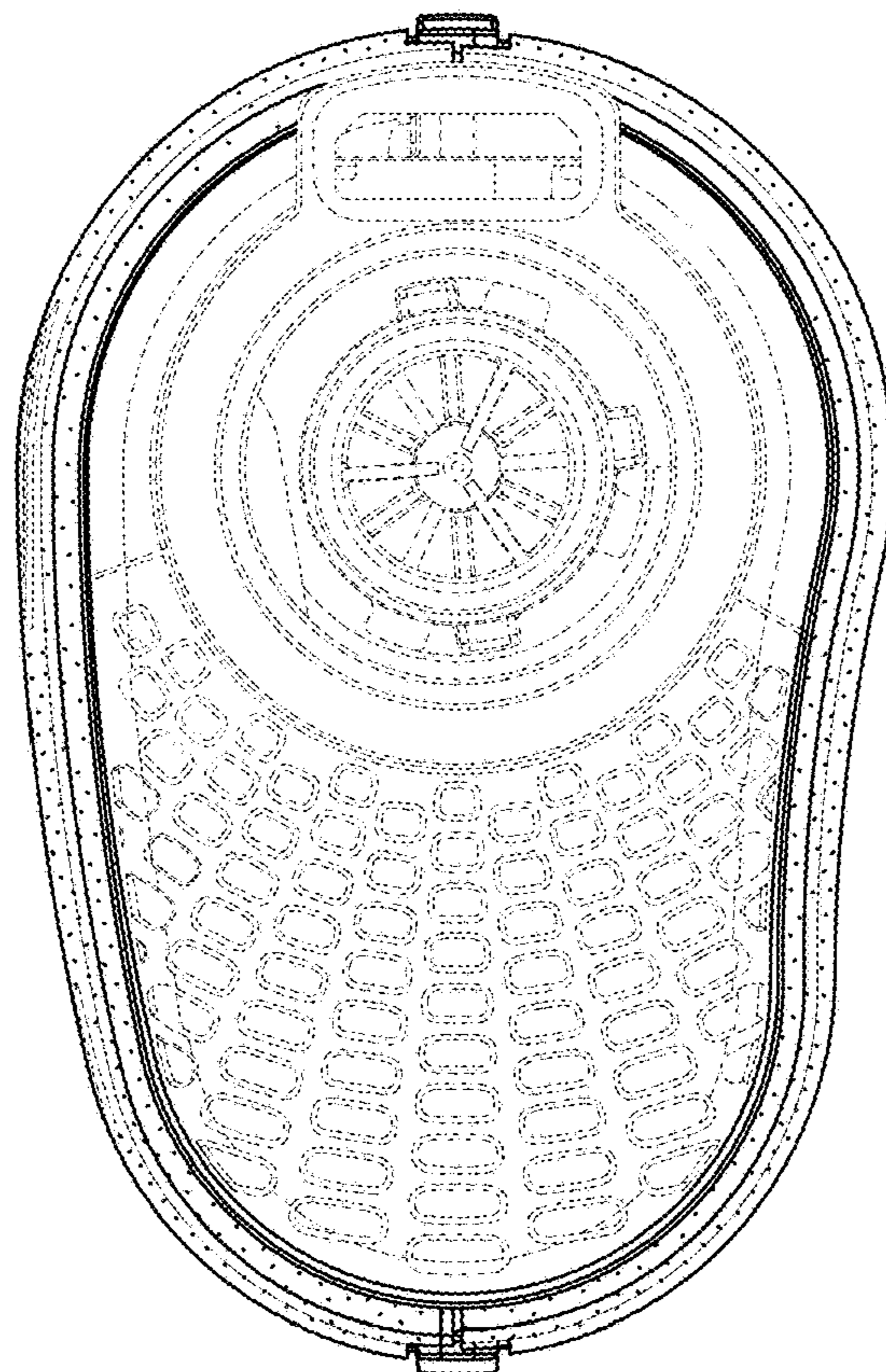


FIG. 6

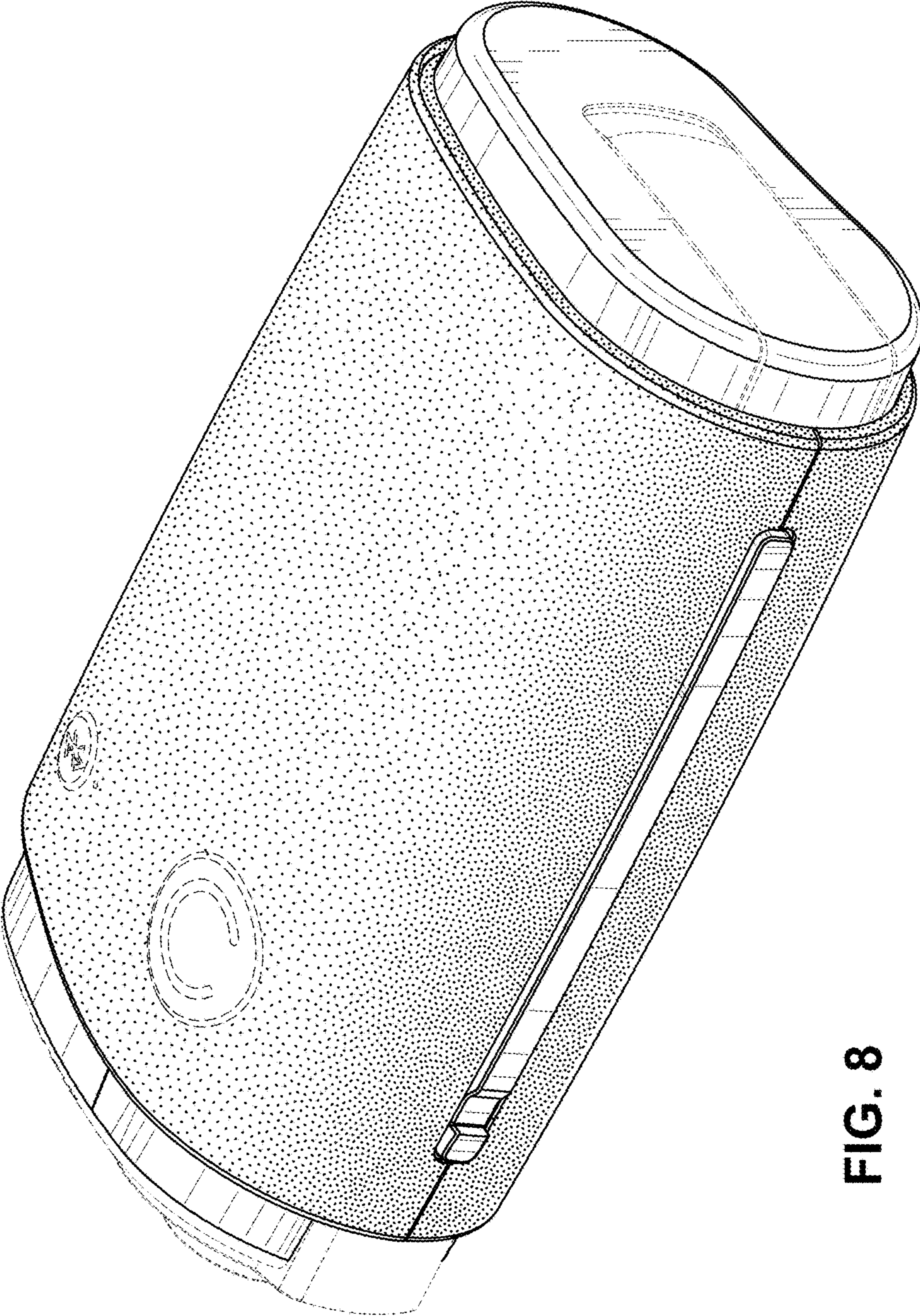


FIG. 8

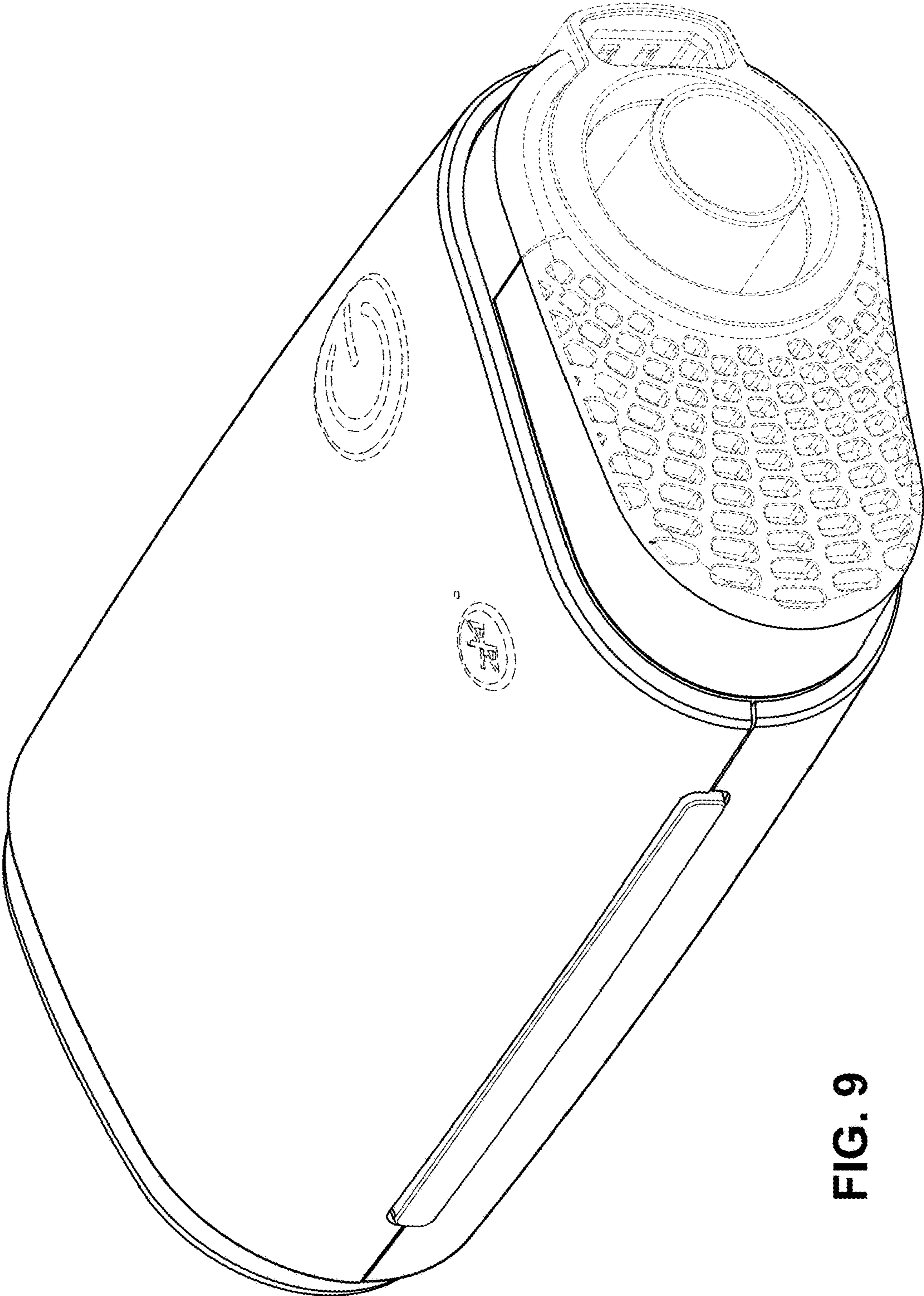


FIG. 9




FIG. 10

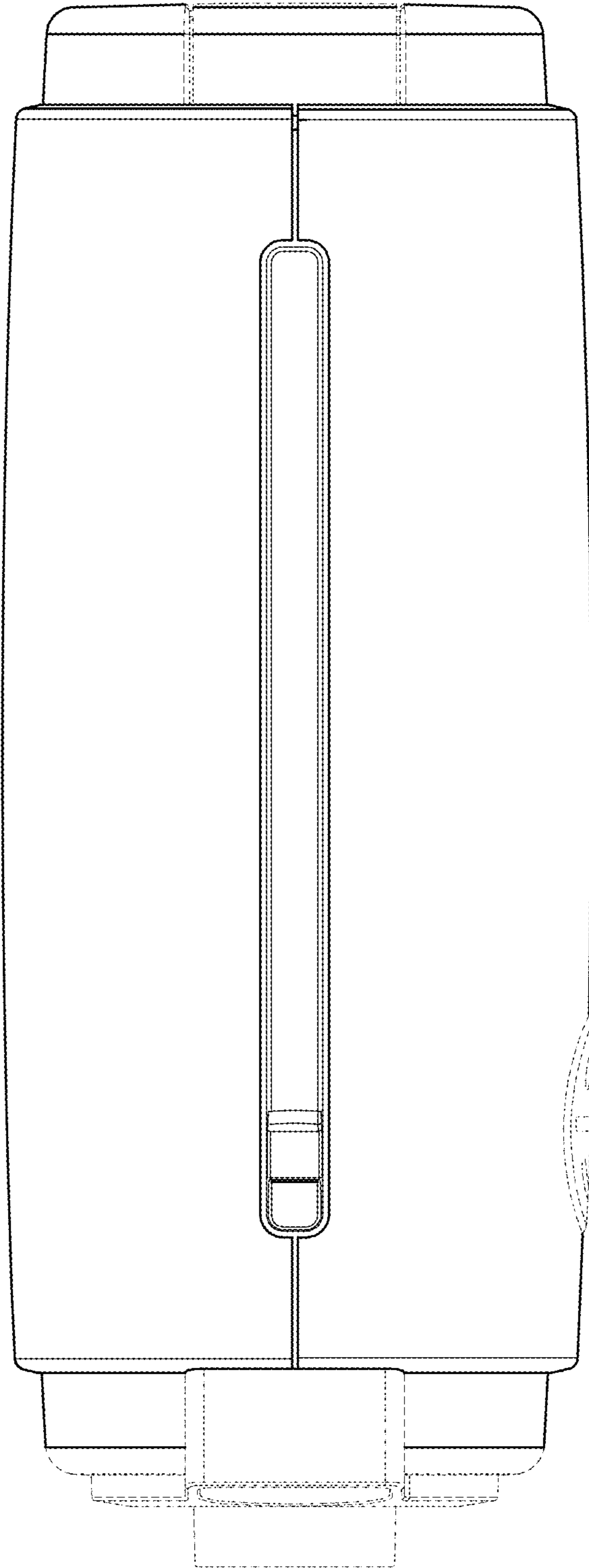


FIG. 11

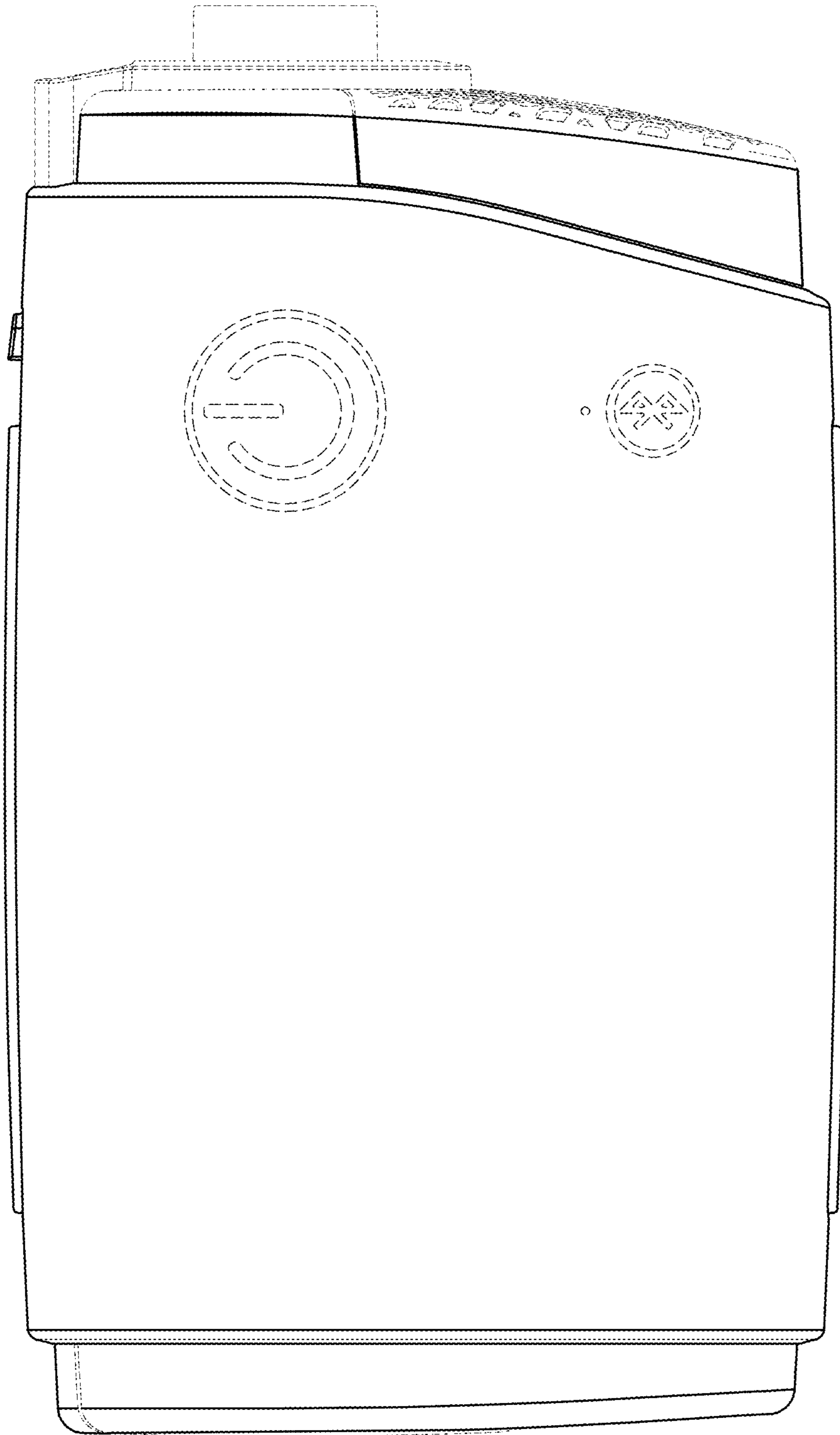


FIG. 12




FIG. 13

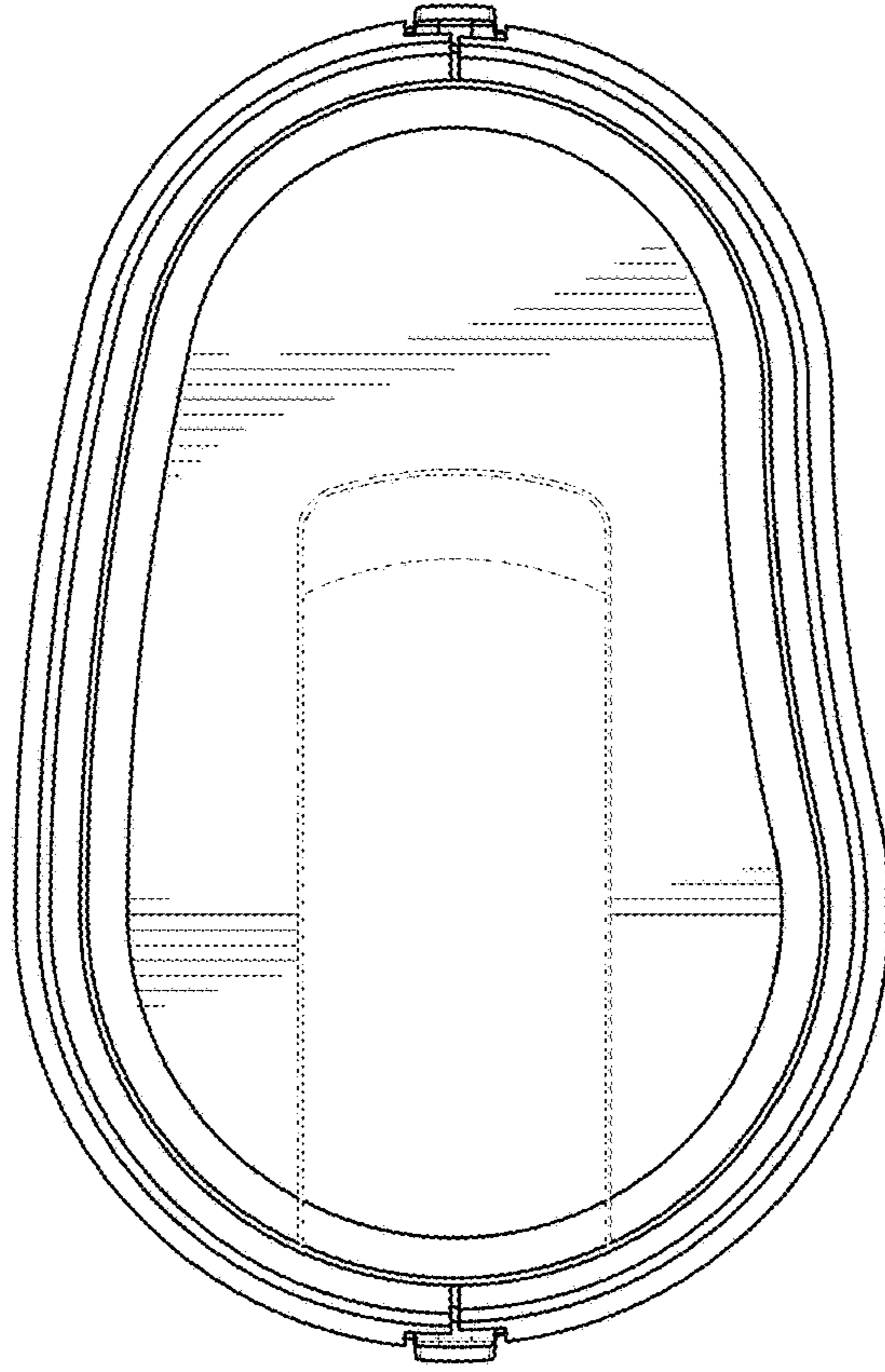


FIG. 15

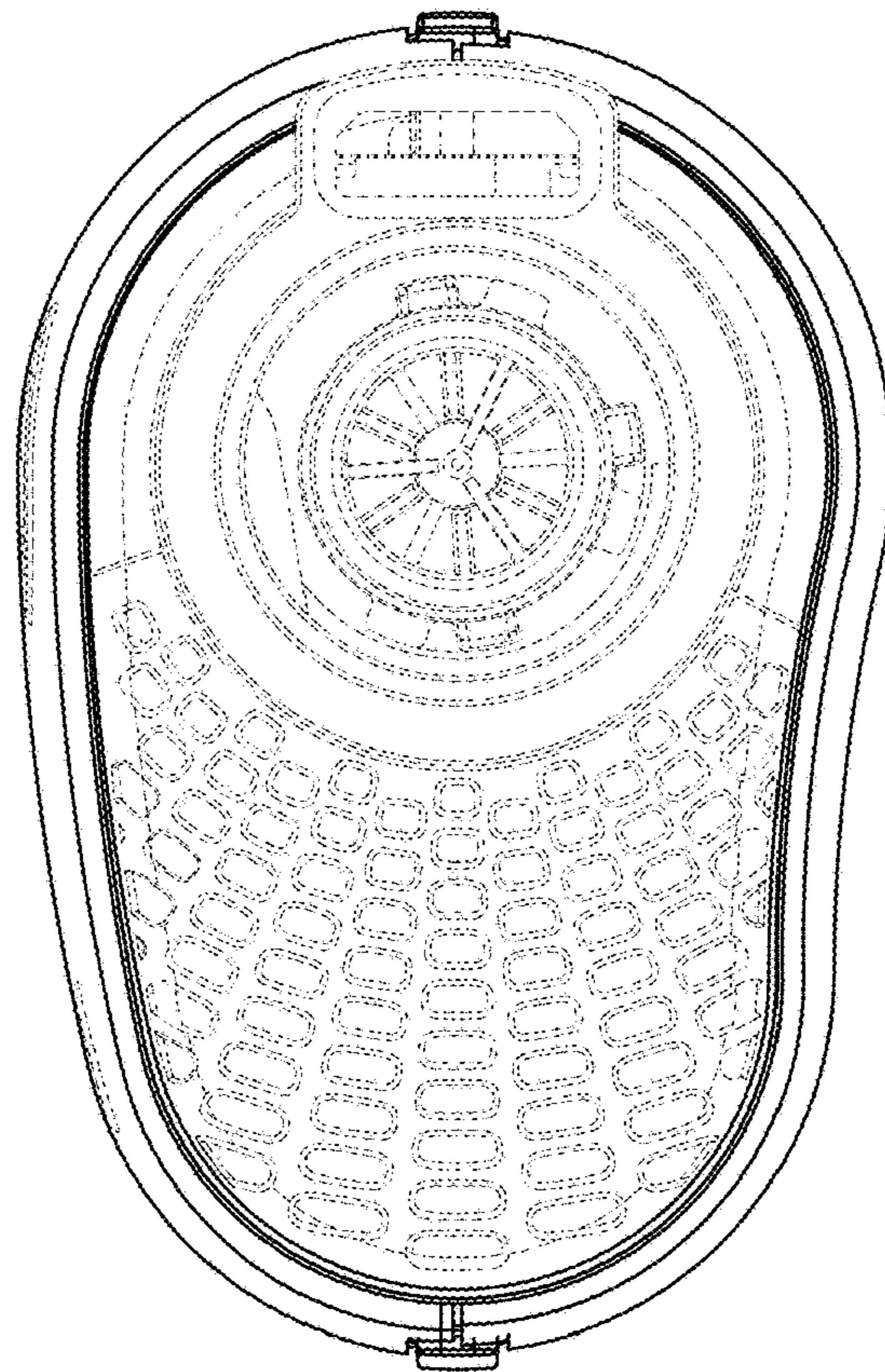


FIG. 14

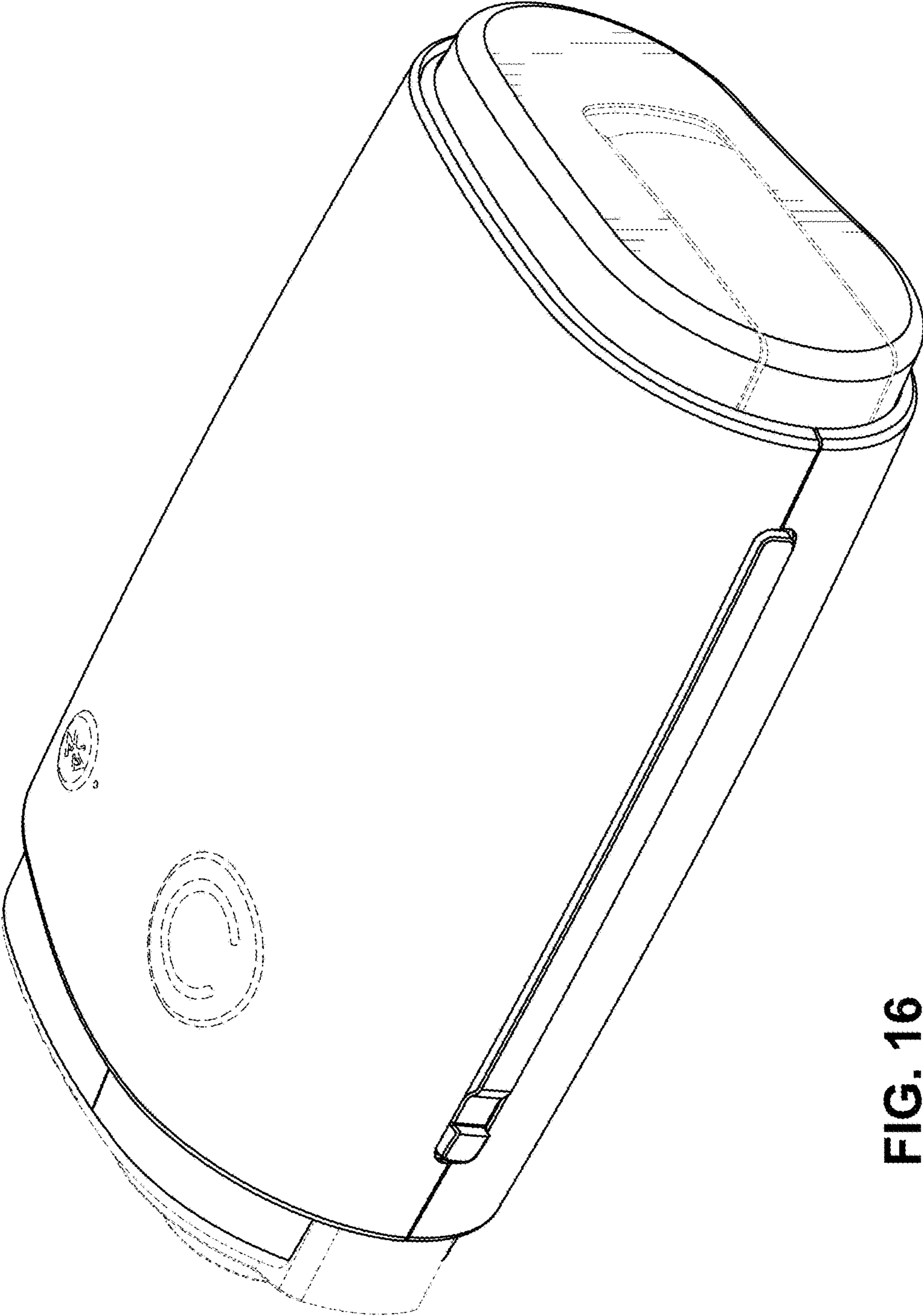


FIG. 16