



US00D837908S

(12) **United States Design Patent** (10) **Patent No.:** **US D837,908 S**
Ross (45) **Date of Patent:** **** Jan. 8, 2019**

(54) **MEDICINE BALL**
(71) Applicant: **Exemplar Design, LLC**, Mason, OH (US)
(72) Inventor: **Adam L. Ross**, Mason, OH (US)
(73) Assignee: **EXEMPLAR DESIGN, LLC**, Mason, OH (US)
(**) Term: **15 Years**
(21) Appl. No.: **29/623,415**
(22) Filed: **Oct. 25, 2017**
(51) **LOC (11) Cl.** **21-02**
(52) **U.S. Cl.**
USPC **D21/680**
(58) **Field of Classification Search**
USPC 119/702, 707; 446/220–226, 227, 400, 446/431, 486; 473/569–575, 576–580, 473/581–585, 586–591, 592–597, 473/598–603; D11/125, 48; D21/662, D21/678, 680, 707–714, 716, 788; D30/160; 482/91, 93, 105, 122, 148
CPC ... A63B 21/06; A63B 2213/00; A63B 26/003; A63B 37/0043; A63B 37/0004; A63B 43/00; A63B 2037/125
See application file for complete search history.

5,518,234 A * 5/1996 Palmquist A63B 41/08 473/596
5,551,687 A * 9/1996 Krull A63B 43/007 446/85
6,383,092 B1 * 5/2002 Ogg A63B 37/0004 473/378
D471,223 S * 3/2003 Whitney D16/225
D494,233 S * 8/2004 Kerry D21/662
6,793,597 B2 * 9/2004 Awan A63B 41/02 473/594
D568,950 S * 5/2008 Yewer, Jr. D21/680
D626,189 S * 10/2010 Lin D21/713
D637,667 S * 5/2011 Lin D21/713
8,192,311 B2 * 6/2012 White A63B 41/08 473/598
8,353,789 B2 * 1/2013 Madson A63B 37/0004 473/383
8,529,386 B2 * 9/2013 Nuernberg A63B 41/08 473/597
D774,150 S * 12/2016 Holland D21/713
D813,427 S * 3/2018 Voss D11/125

* cited by examiner

Primary Examiner — Cynthia Ramirez
Assistant Examiner — Michael A Maharajh
(74) *Attorney, Agent, or Firm* — Baker & Hostetler LLP

(57) **CLAIM**

The ornamental design for a medicine ball, as shown and described.

(56) **References Cited**


U.S. PATENT DOCUMENTS

2,006,230 A * 6/1935 Dobbins A63B 37/14 473/595
2,078,382 A * 4/1937 Hanshaw A63B 37/14 D21/713
2,093,737 A * 9/1937 Reach A63B 37/00 473/596
2,115,926 A * 5/1938 Hatton A63B 43/02 473/596
5,338,039 A * 8/1994 Oka A63B 37/0004 473/384

DESCRIPTION

FIG. 1 is a top perspective view of the medicine ball showing my new design;
FIG. 2 is a left side elevation view thereof;
FIG. 3 is a right side elevation view thereof;
FIG. 4 is a front side elevation view thereof;
FIG. 5 is a rear side elevation view thereof;
FIG. 6 is a top plan view thereof; and,
FIG. 7 is a bottom plan view thereof.

1 Claim, 7 Drawing Sheets






FIG.1




FIG. 2




FIG. 3




FIG. 4




FIG. 5




FIG. 6




FIG. 7