



US00D837891S

(12) **United States Design Patent**
Buller

(10) **Patent No.:** **US D837,891 S**

(45) **Date of Patent:** **** Jan. 8, 2019**

(54) **SKIN COVER SET FOR A GAMING
CONSOLE AND CONSOLE DOCKING
STATION**

(71) Applicant: **Jonathan Blake Buller**, Temecula, CA
(US)

(72) Inventor: **Jonathan Blake Buller**, Temecula, CA
(US)

(**) Term: **15 Years**

(21) Appl. No.: **29/612,861**

(22) Filed: **Aug. 4, 2017**

(51) **LOC (11) Cl.** **21-01**

(52) **U.S. Cl.**
USPC **D21/333; D14/440**

(58) **Field of Classification Search**
USPC D14/496, 401, 435, 474, 483, 217, 137,
D14/138, 160, 168, 356, 203.1-203.8,
D14/507; 715/727-729, 864, 700, 706,
715/719; 710/1, 5, 8; 713/1, 600;
455/344-347, 93, 95, 3.01-3.06, 550.1,
455/573.1; 370/342-344; 369/1, 2,
369/6-12; 463/51-57, 40-47; D21/333,
D21/324, 328; 273/148 B
CPC .. A63F 13/00; A63F 13/02; A53F 9/00; G06F
17/00; G06F 19/00
See application file for complete search history.

(56) **References Cited**

U.S. PATENT DOCUMENTS

3,680,726 A	8/1972	Massey	
3,978,756 A	9/1976	Feldman	
5,322,578 A	6/1994	Ogle et al.	
5,454,492 A	10/1995	Hunter et al.	
5,501,458 A *	3/1996	Mallory A63F 13/08 273/148 B
5,609,265 A	3/1997	Haberkorn et al.	
5,711,836 A	1/1998	Paul, III	

6,074,721 A	6/2000	Moore et al.	
D432,586 S *	10/2000	Galli-Zugaro D21/333
D452,282 S	12/2001	Stewart et al.	
D461,850 S	8/2002	Hussaini et al.	
6,578,303 B2	6/2003	Richards	
D488,909 S	4/2004	Burns	
6,743,100 B1	6/2004	Neiser	
6,932,341 B1 *	8/2005	Kenyon A63F 13/02 273/148 B
D515,807 S *	2/2006	Faillace D3/218
D521,567 S	5/2006	Svendsen et al.	
7,063,321 B2	6/2006	Hussaini et al.	
D534,962 S	1/2007	Svendsen et al.	

(Continued)

Primary Examiner — Keli L Hill

(74) *Attorney, Agent, or Firm* — Kirk A. Buhler; Buhler & Associates

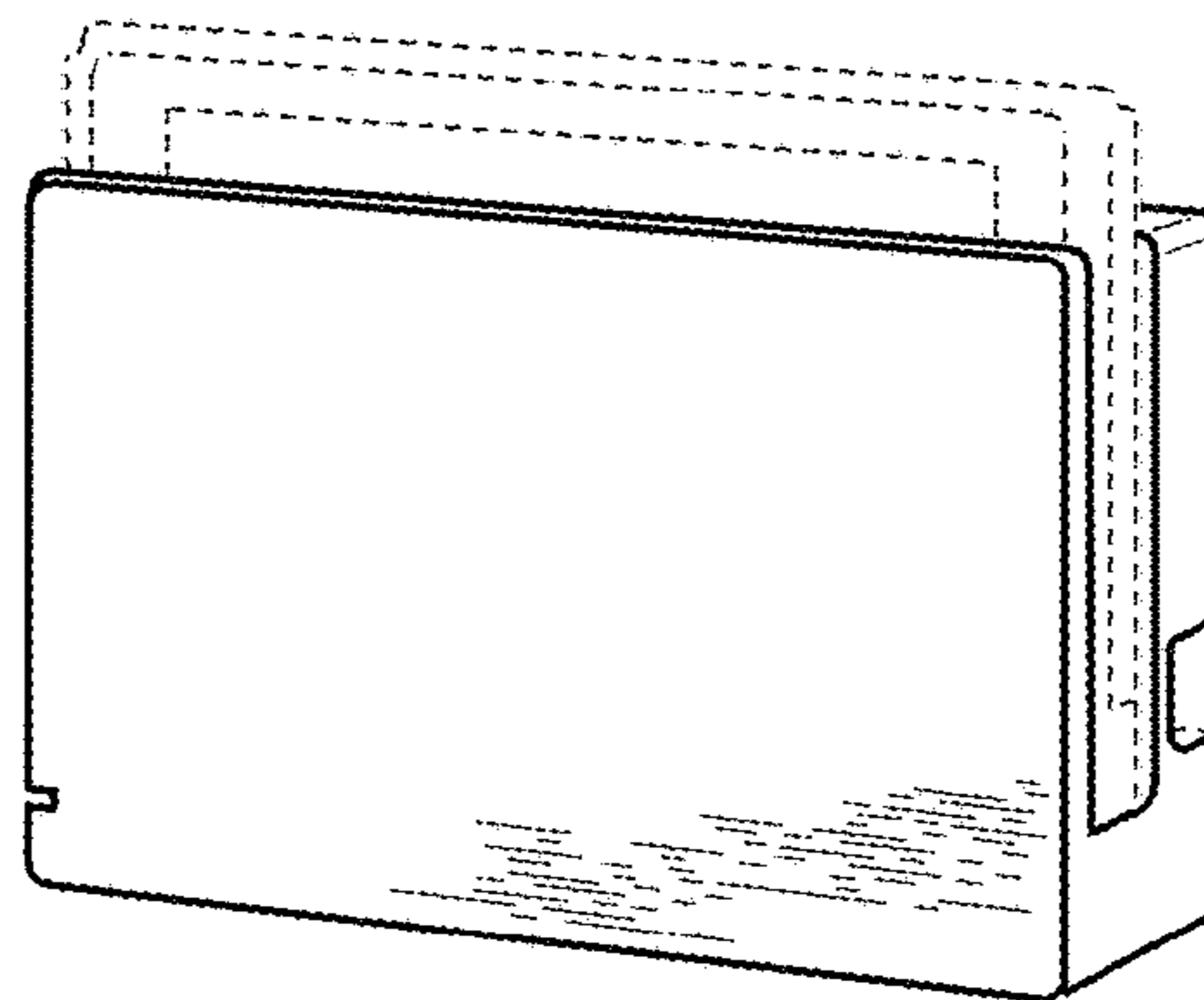
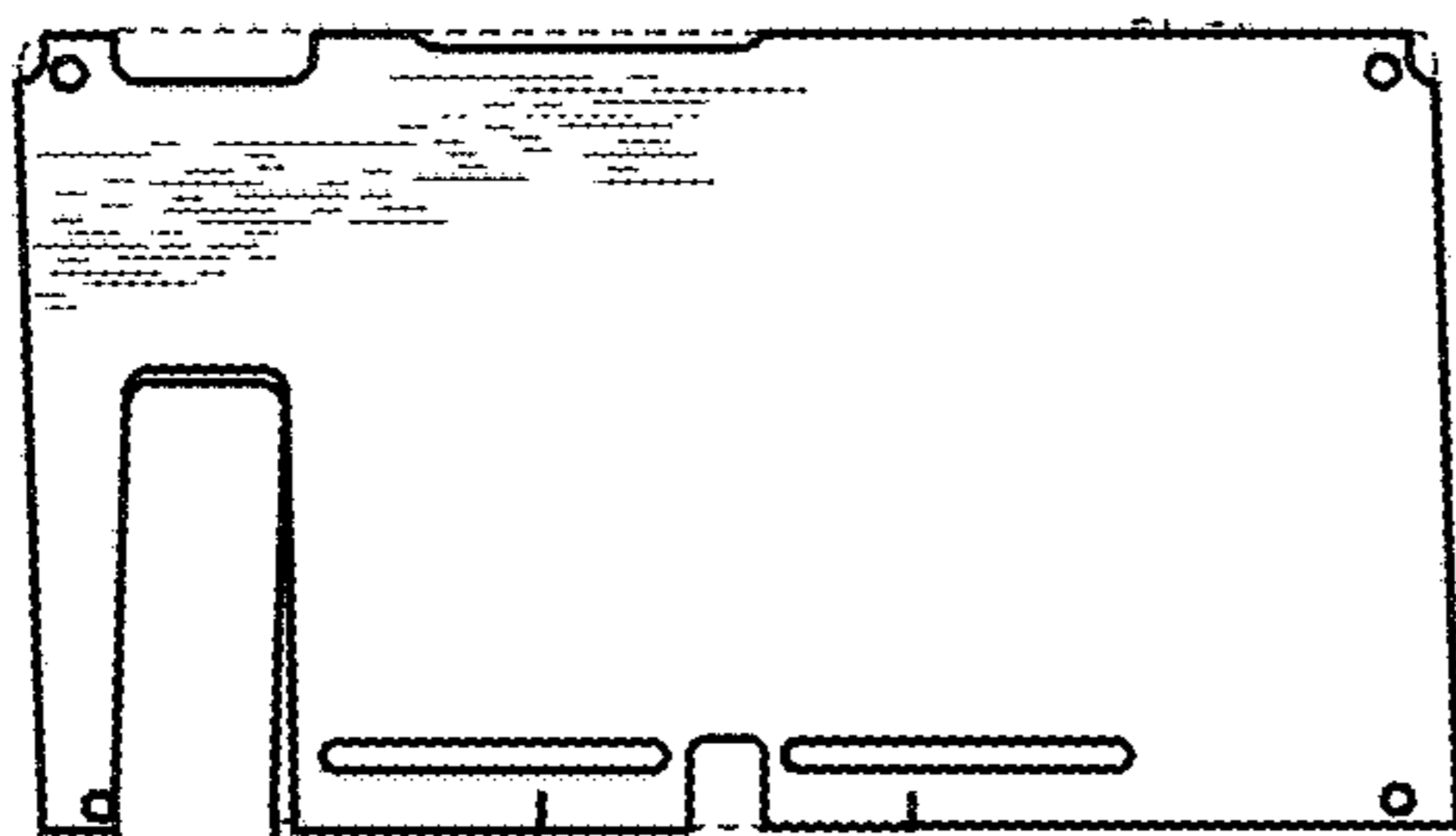
(57) **CLAIM**

The ornamental design for a skin cover set for a gaming console and console docking station, as shown and described.

DESCRIPTION

FIG. 1 is a rear elevation view of a skin cover set for a gaming console and console docking station showing a first piece of the set separately for ease of illustration; FIG. 2 is a front elevation view thereof, showing a second piece of the set separately for ease of illustration; FIG. 3 is a front elevation view thereof, showing a third piece of the set separately for ease of illustration; FIG. 4 is a left side elevation view of showing all three pieces of the set together; FIG. 5 is a rear perspective view thereof, showing the first set piece in use on a gaming console; and, FIG. 6 is a front perspective view thereof, showing the second and third set pieces in use on a gaming console dock. It is understood that the third piece of the set shown in FIG. 6, wraps and runs around gaming console.

1 Claim, 2 Drawing Sheets



(56)

References Cited

U.S. PATENT DOCUMENTS

D540,396	S	4/2007	Kawanobe et al.	
D542,856	S	5/2007	Lim	
7,235,012	B2	6/2007	DiDato	
D587,717	S	3/2009	Harris	
7,762,553	B2	7/2010	Harris	
D632,682	S *	2/2011	Fahrendorff	D14/250
7,922,059	B2 *	4/2011	Schiestl	F16F 1/366 162/158
D640,697	S	6/2011	Lovoi et al.	
D655,758	S	3/2012	Sunabe	
8,128,597	B2 *	3/2012	Cross	A61M 5/1424 604/151
D688,233	S *	8/2013	Dong	D14/250
D704,343	S	5/2014	Inoo et al.	
D712,973	S	9/2014	Sumii et al.	
8,919,549	B1 *	12/2014	Tashjian	A45F 5/021 150/165
D736,762	S	8/2015	Lovoi et al.	
D736,860	S	8/2015	Lovoi et al.	
D744,045	S	11/2015	Buller	
D765,789	S	9/2016	Buller	
D777,842	S *	1/2017	Buller	D14/401
D786,979	S	5/2017	Buller	
D797,196	S *	9/2017	Buller	D14/401
D797,197	S *	9/2017	Buller	D21/333
2002/0088726	A1 *	7/2002	Chou	A45F 3/04 206/320

* cited by examiner

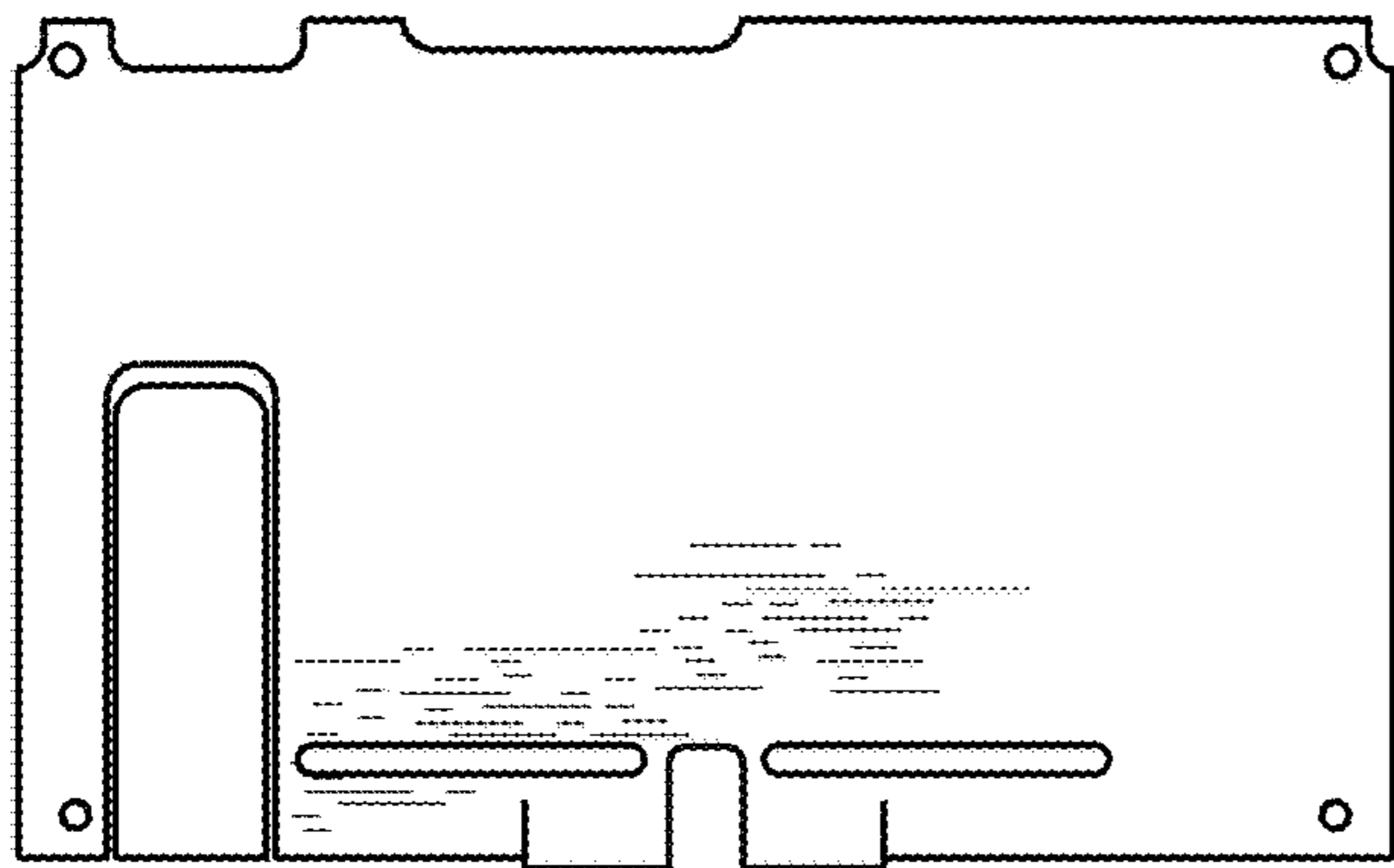


FIG 1




FIG 2




FIG 3

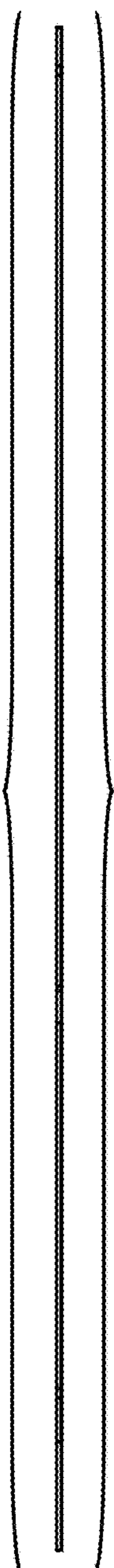


FIG 4

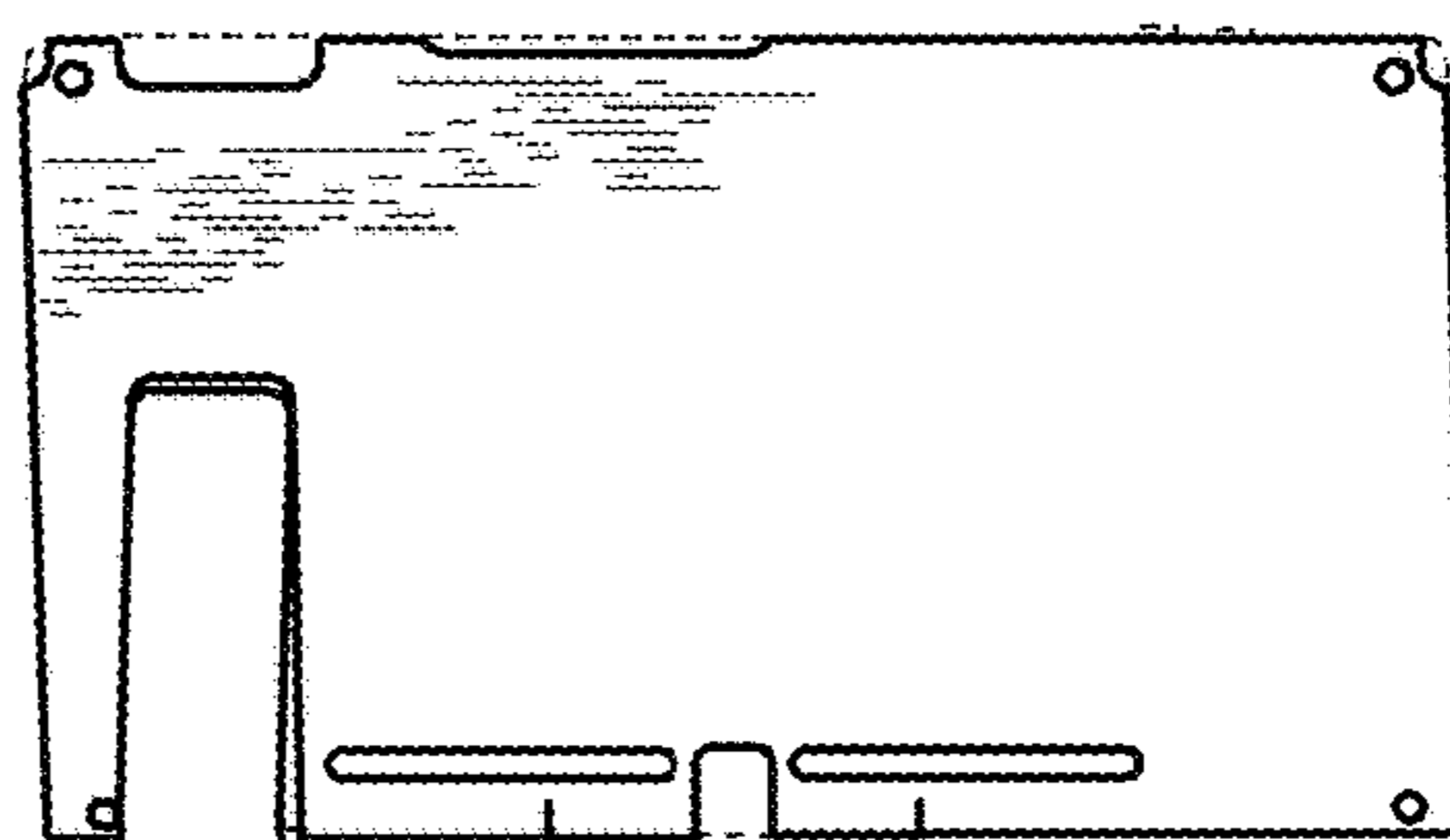


FIG 5

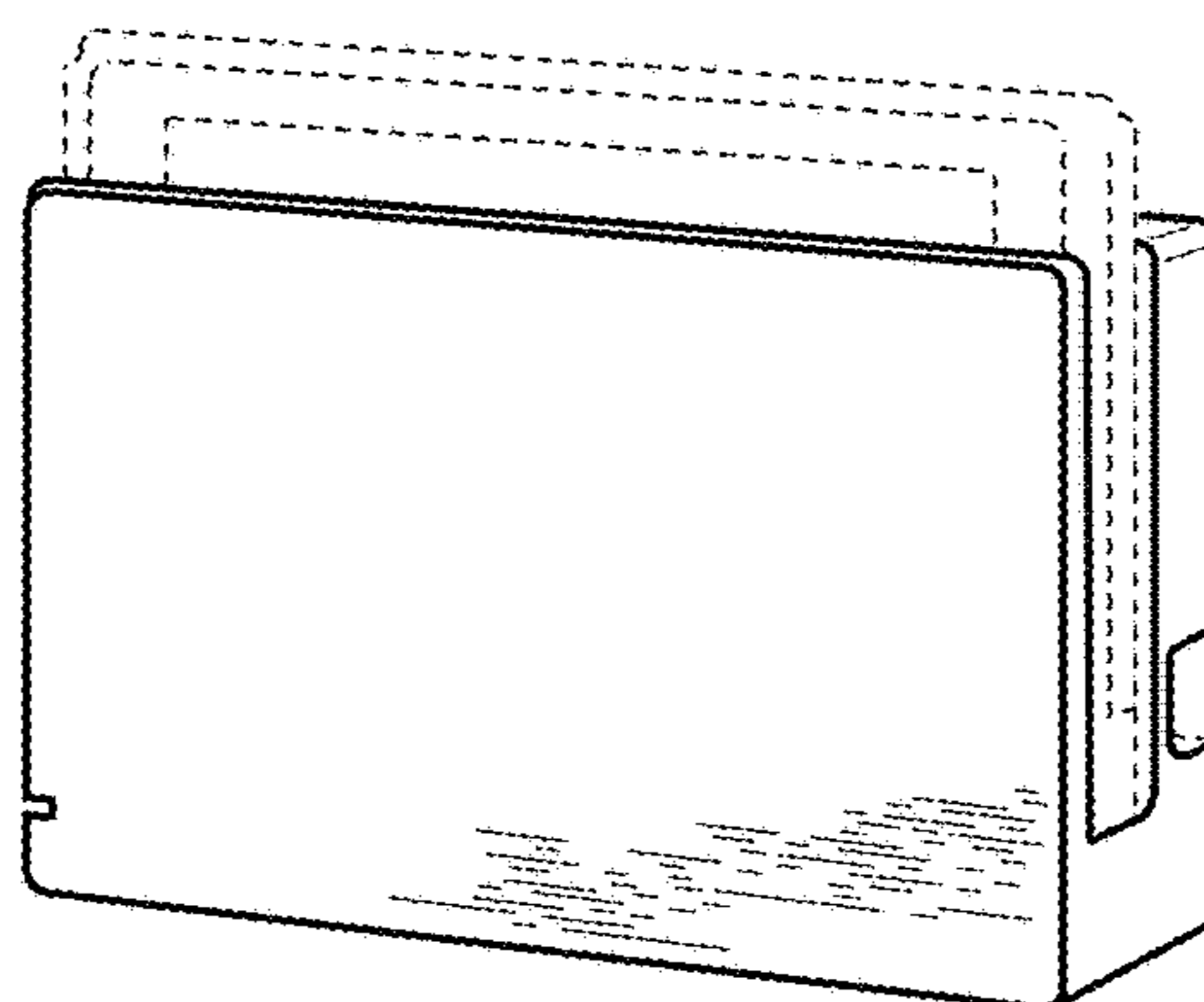


FIG 6